



2007-08

Northeast Conference Men's Basketball Summer Preview



www.northeastconference.org

2008 NEC Basketball Tournament

Following an 18-game regular season, the eight-team NEC Tournament will be conducted for a fourth consecutive year in a playoff format with all games being played at the home of the higher seed. After the quarterfinals, teams will be reseeded so the highest remaining seed plays the lowest remaining seed in the semifinals. Quarterfinal play takes place on Thursday, March 6, followed by the semifinal round on Sunday, March 9. The championship game, to be televised by ESPN2, will be contested on Wednesday, March 12 at 7:30 pm.

Table Of Contents

Men's Basketball Directory _____	4
NEC Team Capsules _____	5-7
2007-08 League Notes _____	8-12
2006-07 Season Review _____	13
NEC Men's Basketball Signings _____	14-16
2007-08 NEC Composite Schedule _____	17
Central Connecticut St. University _____	18-19
Fairleigh Dickinson University _____	20-21
Long Island University _____	22-23
Monmouth University _____	24-25
Mount St. Mary's University _____	26-27
Quinnipiac University _____	28-29
Robert Morris University _____	30-31
Sacred Heart University _____	32-33
St. Francis (NY) College _____	34-35
Saint Francis (PA) University _____	36-37
Wagner College _____	38-39
2006-07 Individual Statistics _____	40-41
2006-07 Team Statistics _____	42-44
2006-07 Individual Statistics (Conf. Only) _____	45-46
2006-07 Team Statistics (Conf. Only) _____	47-49



Central Connecticut State's Tristan Blackwood
2006-07 First Team All-NEC
Leading Active NEC Scorer With 1,114 Points

www.northeastconference.org

Northeast Conference

200 Cottontail Lane, Vantage Court North
 Somerset, NJ 08823
 Phone (732) 469-0440
 Fax (732) 469-0744
www.northeastconference.org



*"Educating Student-Athletes
 On And Off The Field"*

Northeast Conference Staff

Commissioner

Brenda Weare
bweare@northeastconference.org
 Ext. 1

Associate Commissioner (PR/Television)

Ronald Ratner
rratner@northeastconference.org
 Ext. 6

Assistant Commissioner (Compliance)

Rachelle Held
rheld@northeastconference.org
 Ext. 2

Assistant Commissioner (Marketing/Operations)

Andrew Alia
aalia@northeastconference.org
 Ext. 4

Director of Sports Services

Shannon Holt
sholt@northeastconference.org
 Ext. 3

Assistant Director of Communications

Ralph Ventre
rventre@northeastconference.org
 Ext. 7

Administrative Intern

Benjamin Badua
bbadua@northeastconference.org
 Ext. 8

Coordinator of Men's Basketball Officials

Edgar Cartotto

2007-08 NEC Championship Dates

Championship	Date	Site/Host
Men's & Women's Cross Country	Oct. 27	Stanley Quarter Park (New Britain, CT)
Field Hockey	Nov. 2-3	High Seed
Women's Soccer	Nov. 9, 11	High Seed
Men's Soccer	Nov. 16, 18	High Seed
Women's Volleyball	Nov. 17-18	High Seed
Indoor Track & Field	Feb. 9-10	P.G. County Sports Complex, Landover, MD
Women's Swimming	Feb. 14-16	TBA
Men's Basketball	Mar. 6, 9 & 12	High Seeds
Women's Basketball	Mar. 8, 9	LIU (quarterfinals and semifinals)
	Mar. 15 or 16	Higher Seed (championship)
Men's & Women's Tennis	Apr. 18-19	Mercer County Tennis Center (tentative)
Women's Lacrosse	Apr. 25 & 27 or May 2 & 4	High Seed
Women's Golf	Apr. 25-27	TBA
Men's Golf	May 2-4	Hershey Golf Course (Hershey, PA)
Outdoor Track & Field	May 3-4	Robert Morris
Softball	May 9-10	High Seed
Baseball	May 22-24	TBA

The Northeast Conference Men's Basketball Summer Preview

is designed to assist members of the media. Further information can be requested by contacting Ron Ratner at the NEC or the individual NEC sports information directors.

All rosters and schedules listed in the NEC Summer Preview are tentative and subject to change.



NEC Staff

Title	Name	E-Mail	Phone Number
Commissioner	Brenda Weare	bweare@northeastconference.org	(732) 469-0440 - Ext. 1
Associate Commissioner (PR/Television)	Ron Ratner	rratner@northeastconference.org	(732) 469-0440 - Ext. 6
Assistant Commissioner (Compliance)	Rachelle Held	rheld@northeastconference.org	(732) 469-0440 - Ext. 2
Assistant Commissioner (Marketing/Operations)	Andrew Alia	aalia@northeastconference.org	(732) 469-0440 - Ext. 4
Director of Sports Services	Shannon Holt	sholt@northeastconference.org	(732) 469-0440 - Ext. 3
Asst. Director of Communications	Ralph Ventre	rventre@northeastconference.org	(732) 469-0440 - Ext. 7
Administrative Intern	Benjamin Badua	bbadua@northeastconference.org	(732) 469-0440 - Ext. 8
Coordinator of Basketball Officials	Edgar Cartotto		
NEC Fax Number			(732) 469-0744
NEC Website		www.northeastconference.org	

NEC Basketball Membership Information

<u>Central Connecticut State</u>	<u>Fairleigh Dickinson</u>	<u>Long Island</u>
Director of Athletics Charles "CJ" Jones (860) 832-3038	Director of Athletics David Langford (201) 692-2208	Director of Athletics John Suarez (718) 488-1030
Asst. AD/Sports Information Tom Pincince (860) 832-3089 pincinct@ccsu.edu	Sports Information Director Sara Naggar (201) 692-2499 snaggar@fdu.edu	Sports Information Director Jeff Mead (718) 488-1420 jeff.mead@liu.edu
Head Basketball Coach Howie Dickenman (860) 832-3093	Head Basketball Coach Tom Green (201) 692-9063	Head Basketball Coach Jim Ferry (718) 488-3499
Sports Information Fax (860) 832-3084	Sports Information Fax (201) 692-9361	Sports Information Fax (718) 488-3302
<u>Monmouth</u>	<u>Mount St. Mary's</u>	<u>Quinnipiac</u>
Director of Athletics Dr. Marilyn McNeil (732) 571-3415	Director of Athletics Lynne Robinson (301) 447-5000	Director of Athletics Jack McDonald (203) 582-8621
Sports Information Director Chris Tobin (732) 263-5180 ctobin@monmouth.edu	Sports Information Director Mark Vandergrift (301) 447-5384 vandergrift@msmary.edu	Asst. Sports Information Director Ken Sweeten (203) 582-5387 Kenneth.Sweeten@quinnipiac.edu
Head Basketball Coach Dave Calloway (732) 571-7584	Head Basketball Coach Milan Brown (301) 447-5388	Head Basketball Coach Tom Moore (203) 582-3784
Sports Information Fax (732) 571-3535	Sports Information Fax (301) 447-5300	Sports Information Fax (203) 582-5385
<u>Robert Morris</u>	<u>Sacred Heart</u>	<u>St. Francis (NY)</u>
Director of Athletics Dr. Craig Coleman (412) 262-8302	Director of Athletics C. Donald Cook (203) 365-7649	Director of Athletics Irma Garcia (718) 489-5486
Sports Information Director Jim Duzyk (412) 262-8314 duzyk@rmu.edu	Sports Information Director Gene Gumbs (203) 396-8127 gumbsg@sacredheart.edu	Sports Information Director David Gansell (718) 489-5369 dgansell@stfranciscollege.edu
Head Basketball Coach Mike Rice (412) 262-8297	Head Basketball Coach Dave Bike (203) 371-7848	Head Basketball Coach Brian Nash (718) 489-5265
Sports Information Fax (412) 262-8557	Sports Information Fax (203) 365-7696	Sports Information Fax (718) 797-2140
<u>Saint Francis (PA)</u>	<u>Wagner</u>	
Director of Athletics Bob Krimmel (814) 472-3280	Director of Athletics Walt Hameline (718) 390-3488	
Sports Information Director Bob Volkert (814) 472-3128 rvolkert@francis.edu	Sports Information Director John Beisser (718) 390-3227 john.beisser@wagner.edu	
Head Basketball Coach Bobby Jones (814) 472-3286	Head Basketball Coach Mike Deane (718) 390-3462	
Sports Information Fax (814) 472-3196	Sports Information Fax (718) 390-3347	


Central Connecticut State

It was a fitting end to the Central Connecticut State careers of four-year letterwinners Javier Mojica and Obie Nwadike, the duo hoisting the NEC trophy high over their heads at Detrick Gymnasium after downing in-state rival Sacred Heart to win the third conference title in program history last March. Mojica, the former walk-on and 2006-07 NEC Player of the Year, and Nwadike, the undersized power forward with nearly 1,000 career-rebounds, formed the heart-and-soul of a poised and mature Blue Devil team that fought through some early hiccups - CCSU started the year 3-9 in non-conference play - to produce one of the greatest regular seasons in NEC annals with a 16-2 league slate. Named Jim Phelan Coach of the Year by his peers for a record fourth time a year ago, head coach Howie Dickenman has always squeezed every bit of potential out of his teams, turning CCSU into a consistent winner with the Blue Devils averaging 18.4 victories over the last nine years, including three 20+ win seasons. Now in his 12th year, Dickenman faces one of his greatest coaching challenges, trying to find the magic touch with a team that features a near complete roster turnover with just three returning players joined by eight newcomers. All three returnees are in the backcourt, including senior standout Tristan Blackwood, a first team NEC all-star and one of the most complete players in the conference. Tabbed the NEC Co-Defensive Player of the Year last season, Blackwood also emerged as one of the most lethal long range shooters in the country. With 122 three-pointers, the six-footer established a new conference single-season standard and ranked fourth nationally with 3.6 made per contest. Blackwood also matched a 16-year old NEC mark by converting ten shots from outside of the arc in a win over Robert Morris in February. He led the league and finished fourth nationally in free throw shooting (.924), and ranked in the NEC top-10 in scoring (17.1 ppg, second), assists (4.1 apg, sixth) and assist-to-turnover ratio (1.33, seventh). As the team rallies around Blackwood, CCSU's lone multiple letterwinner, he will continue to serve as mentor to guards Joe Seymore and Dannie Powell. The 6'3" Seymore started 22 games and averaged 7.5 ppg for the Blue Devils as a freshman, displaying a sweet southpaw stroke from the outside. He paced all NEC freshman with 66 trifectas, including four of his trademark rainbows in CCSU's first round NCAA game against Ohio State. A tenacious on-the-ball defender, Powell (2.4 ppg) served as Blackwood's backup last season. The senior played a critical role down the stretch in the Blue Devils' title win over Sacred Heart, slashing into the paint for the go-ahead layup with three minutes to play and adding a key rebound and assist down the stretch. With Dickenman forced to rebuild his frontcourt from scratch and add depth to his backcourt, the bevy of newcomers will face a steep learning curve this season. Of the eight new faces, all are freshman except for 6'6" forward Marcus Palmer, a Los Angeles native and transfer from Eastern Arizona College. Palmer was named an NJCAA All-American last season after he averaged 21.0 ppg and 7.0 rpg. He will be joined up front by forwards David Simmons, Ken Horton and Tamir Johnson. Simmons, at 6'4", starred at Henninger in Syracuse, NY where he tallied 16.8 ppg and 12.3 rpg en-route to All-State honors. The 6'6" Horton also averaged a double-double at New York's Ossining High School with 23.0 ppg and 12.0 rpg. One of three Philadelphia recruits, the 6'6" Johnson was an Honorable Mention All-City player as a senior at Imhotep, where he teamed with fellow newcomer and Honorable Mention honoree Jermaine Washington, a 5'11" guard who averaged 13.3 ppg. The third recruit out of the City of Brotherly Love is 6'2" guard Brian Wanamaker, who played at national power Roman Catholic and was also named to the Philadelphia Honorable Mention squad. Rounding out the newcomers are 6'1" Aaron Hall and 6'2" Shemik Thompson. Hall prepped at St. Thomas More in 2006-07, a year after earning All-State plaudits at Faith Heritage in Syracuse. Thompson was chosen first team All-State in Delaware following a 16.1 ppg campaign as a senior at Cape Henlopen.



Fairleigh Dickinson


With 25th year head coach Tom Green at the helm of the Fairleigh Dickinson program, one thing is for certain: regardless of the team's roster turnover from year-to-year, it is impossible to dismiss the Knights as a contender in the NEC. Despite losing a pair of all-stars and a dominating big man, the Knights quickly regrouped last season, scoring a non-conference win at Seton Hall in November. During league play, FDU stayed near the top of the standings for much of the season before fading



somewhat down the stretch to finish tied for fourth in the NEC. Green, the winningest coach in conference history, will face a new set of challenges this coming season with the departure of first team all-NEC forward Andre Harris and do-everything swingman Michael Peebles, who combined for nearly 31 points per outing a year ago. If Green has any chance at adding to his league record four NEC titles, it will hinge on his ability to incorporate yet another fresh set of faces into the rotation. Carrying the load for the Knights will be the sterling backcourt of junior Cameron Tyler and senior Manny Ubilla. Tyler blossomed in his sophomore year into one of the top point guards in the conference. His ability to draw defenders with his athletic attacks to the hoop created open shots for teammates - Ubilla in particular - and made for some stunning scoring flurries for the 6'0" New York City product. Tyler finished second on the club with 14.3 ppg, added 4.4 rpg and finished third in the conference with 5.1 apg. Ubilla stepped right into a feature role for the Knights last season, averaging 11.9 ppg, 4.3 rpg and 2.9 apg, while displaying a deadly touch from the outside. He hit 63 three-pointers on the year, making 39.6 percent of his attempts to rank in the NEC top-ten in both categories. Ubilla, at 6'3", hit a number of big shots on the year, including a dagger at the buzzer to stop Garden State rival Monmouth in a televised game last February. Reinforcing the backcourt for FDU is veteran Bernell Murray and sophomore Sean Baptiste. A dependable point guard, Murray (3.7 ppg) has a tremendous amount of big-game experience and as a senior is the last link to the Knights' 2005 NEC Championship team. A physical player who is unafraid of contact and will get to the line, Baptiste (4.6 ppg) was a valuable contributor off the bench for the Knights in 2006-07. With the loss of Harris and Peebles, along with starting center Jordan Ingram, Green will have to retool a front line headed by 6'6" senior Eric Hazard. One of the league's best at spotting up from the three-point stripe, Hazard (5.3 ppg) provided instant offense off the bench last year, but could be moved into a more prominent role this coming season. The Jersey native made nearly 80 percent of his shots from long range and his 41.2 percent conversion rate ranked fourth in the NEC. Look for sophomore forward Bryan Lytle and 7'0" English import Lawrence Brown, a sophomore center, to crack the rotation as well. While Green added five to members to the Knights' cast in the offseason, he was clearly looking toward the future with his additions. Three of the recruits are New Jersey products who will sit out the 2006-07 season, including 6'1" junior guard Eric Moore, who averaged 12.5 ppg and 2.3 apg in 21 starts for Buffalo a year ago. He led the Mid-American Conference in three-point field goal production, averaging 2.7 per game and making a total of 75. Another transfer who will sit out this year is burly 6'8" forward Alvin Mofunanya, who played two years at Saint Joseph's. Freshman guard Anthony Jene contributed 17.0 ppg his senior year at Camden Catholic, but will be redshirt in 2007-08 after sustaining serious injury in February. Freshman John Galvin, a 6'8" forward, will immediately bolster the frontcourt after a terrific scholastic career at Weston (CT), where he earned All-State status last season and graduated as the school's all-time leading scorer with 1,902 points. In 2006-07, he averaged 24.0 ppg and 15.0 rpg. Freshman Jordan Staszyszyn, a 6'3" shooting guard, will lead the Knights yet another three-point marksman. As a senior at Carlisle (PA), he hit 10 treys in a playoff game and 110 on the year when he averaged 24.0 ppg.

Long Island

Looking for a return to prominence, a significant roster overhaul has given sixth year head coach Jim Ferry the opportunity to flip the reset switch and take the Long Island program in a new direction this coming season. With star guard James Williams - the face of the Long Island program in recent years and the 17th-leading scorer in NEC history with 1,710 points - and two of his key cohorts now graduated, Ferry improved the team's athleticism in the offseason with a number of pivotal additions to the lineup to complement a cast of veteran returnees. Long Island's experience lies in its frontcourt, anchored by seniors Eugene Kotorobai, Paska Morkelinas and Kellen Allen. One of the NEC's top three-point threats the last two years, the 6'5" Kotorobai drilled 52 shots from beyond the arc and ranked sixth in the league with a 40.0 percent success rate from outside the arc. He is also the team's leading returning scorer (9.7 ppg) and rebounder (6.5 rpg). Morkelinas (4.5 ppg, 3.7 rpg) is a rugged interior defender who at 6'7", 230 lbs., has an innate ability to draw fouls in the paint. Last season, he went to the line 109 times, the second-highest figure on the team despite averaging just over 16 minutes per game. The team's low-post offense will be bolstered with the



return of 6'7" Allen, a jump hook specialist who missed the last 18 games of the 2006-07 campaign with an injury. When healthy, Allen averaged 4.8 ppg and converted 56.5 percent of his shot opportunities. Sophomore Aurimas Adomaitis, the team's biggest player at 6'8" and 235 lbs., started 21 games in a promising freshman campaign, averaging 6.0 ppg and 3.2 rpg. Junior forward Albert Forbes, who has suffered through two injury plagued seasons and has yet to suit up for the Blackbirds, will provide depth up front. Sophomore Jaytornah Wisseh and junior Tyrone Mattison will push the tempo in the team's ultra-swift backcourt. Wisseh displayed tremendous upside for Long Island last season when he was tabbed to the all-NEC Rookie team. A freewheeling penetrator, Wisseh often seemed unguardable in one-on-one situations and served notice of his skills with back-to-back 20+ point outings in early February, including a career-best 29-point effort at Sacred Heart. He averaged 8.7 ppg on the season and led the team with 3.0 apg. Manning the point, Mattison often deferred on offense to Williams and fellow graduate Aubin Scott, but should come into his own this season with two years under his belt. Extremely quick coast-to-coast, Mattison contributed 6.3 ppg and 2.0 spg as a sophomore. Look for athletic 6'5" swingman Donovan McLendon (4.0 ppg) to provide depth on the wing. Ferry wasted little time replenishing his backcourt with the addition of 6'1" shooter David Hicks during last fall's signing period. A Minnesota native, Hicks prepped at South Kent in Connecticut in 2006-07. During the spring, Ferry added 5'11" Nehemiah Weeks out of the California JUCO ranks. Weeks is versatile enough to play either guard position and like Hicks, can stroke it from the outside. The Blackbirds also received a commitment from 6'4" forward Ron Manigault, a New York City native who played two years at the College of San Francisco. The cousin of local playground legend Earl "The Goat" Manigault, he has the versatility to play any of four positions and will add some grit to the Blackbird lineup. LIU landed another urban recruit in 6'7" forward Ike Udanoh, a Detroit native whose natural athleticism and aggressiveness on the boards will serve him well in an up-tempo atmosphere.

Monmouth

To those who have followed Monmouth basketball in recent years, the 2006-07 season was an aberration. One of the dominant programs in the NEC with three conference titles to their credit since 2001, the Hawks suffered their first losing season since 1999-00 and missed out on postseason festivities for the first time in eight years. Though it may be difficult to predict the direction the program will take with the loss of three starters and four key performers, 11th year head coach Dave Calloway has a knack for restocking his roster with players that thrive in Monmouth's unique motion offense and suffocating matchup zone defense. The one area where the Hawks seem established is in the backcourt with the return of starting guards Jhamar Youngblood and Whitney Coleman. The 6'1" Youngblood burst onto the scene last season en-route to NEC Rookie of the Year honors. A lightning-quick ballhandler with boundless energy and an attacking style of play, Youngblood in a short period of time became the pulse of the Monmouth team and conjured up images of former Hawk standout and NEC Player of the Year Rashaan Johnson. He ranked second on the team with 12.3 ppg, shot 44.2 percent from three-point range and sat among league leaders in steals (1.7 spg, fifth) and field goal percentage (.525, sixth). As Calloway employed a point guard by committee approach last season, Coleman's ability to handle multiple roles made him one of the glue guys on the team in his sophomore season. He led the Hawks in minutes and finished second on the club with 41 three-pointers. A terrific athlete and able defender, the 6'3" Coleman (9.1 ppg, 3.1 rpg) has few peers when it comes to his ability to elevate off the floor and finish strong on the break. Junior guard Alex Nunner showed promise off the bench and can stretch defenses with his long range shooting ability (16 three-pointers), while sophomore guard Yaniv Simpson will look to crack the rotation following an injury-plagued freshman campaign. With the graduation of 1,000-point scorers Deki Delic and Marques Alston, along with starting center Corey Hallett and massive 7'2" backup center John Bunch, the Monmouth frontcourt will feature an entirely new look in 2007-08. The only holdovers from last season were rarely used sophomores Rickie Crews and Shawn Barlow. Crews, a slinky 6'7" forward with ball skills, can play a key role on both ends of the floor with his length and ability to alter shots. At 6'11", 250 lbs., Barlow will press for time in the pivot along with 6'10" Canadian import Adam Dobriansky and 6'9" Dutch Gaitley, both of whom sat out last season and should enter the year with a clear understanding of the Monmouth sys-





tem. With a wide-open competition for playing time in the front-court, newcomers George Barbour and Nick Del Tufo could figure prominently in Calloway's plans. Barbour is a west coast recruit out of Torrance, CA, who at 6'7", 220 lbs. is both quick on his feet and strong enough to mix it up down on the block. Del Tufo was a local pickup for Calloway out of Mendham, NJ. The 6'7" forward is a heady player with a nice touch from the outside. The Hawks' point guard of the future may very well be Staten Island native James Hett, a shrewd player and terrific on-the-ball defender. Rounding out the class is 6'4" swingman R.J. Rutledge, son of longtime St. John's assistant coach Ron Rutledge. The Baldwin, NY native will be another asset in Monmouth's patented motion system with his ability to shoot it from downtown and slice his way to the hoop.

Mount St. Mary's

A program hungry for success, Mount St. Mary's refused to buy into the preseason hype a year ago when the team was picked to finish tenth in the NEC by league head coaches. After a rocky start in non-conference



play, the Mount righted the ship with a fourth place finish in the NEC regular season standings, followed by the school's first NEC Tournament win since 2000, a 78-61 conquest of Robert Morris in the quarterfinals. A tight loss to eventual conference champion CCSU in the semifinals left Mount St. Mary's fans excited by the future of the program under fourth year head coach Milan Brown. While this year's version of the Mount will no longer feature do-everything guard and defensive stalwart Mychal Kearse, the team will be fast and athletic with size at the wing and forward positions, and in a league where having good guard play is paramount to success, will feature one of the circuit's top backcourts in senior Chris Vann and sophomore Jeremy Goode. The 6'0" Vann came into his own last season as the top scoring option in the Mount's halfcourt offense. With a multifaceted offensive game, he led the team with 13.6 ppg and drilled 64 shots from three-point range, ninth most in the conference. Vann certainly benefitted from the emergence of the 5'9" Goode, a budding star at the point who was tabbed to the NEC all-Rookie team. Goode is a blur in the open court and creative in the Mount's set attack, often using his ability to shake his defender to set up teammates with pinpoint dishes. He finished the year with 10.1 ppg and ranked third in the NEC in steals (1.8 spg) and fourth in assists (5.0 apg). His 155 assists were the second most recorded by a freshman in league history, just eight off the all-time mark. Aside from Vann and Goode, the Mount features a number of interchangeable parts with every other player on the roster measuring at least 6'4" tall. Utilized in a swing capacity, 6'5" Kelly Biedler and 6'4" Will Holland showed promise as freshman and should step into larger roles in 2007-08. Beidler (5.8 ppg, 3.2 rpg) led the team with 21 blocks and seemed equally comfortable launching the ball from long range as he did taking it to the hoop. Holland (5.5 ppg) is a terrific athlete and leaper who also grew into a reliable shooter from long range with 33 trifectas. Juniors Sam Atupem and Markus Mitchell have anchored the Mount's front line the last two seasons. At 6'7", Atupem (5.7 ppg, 3.4 rpg) is nimble around the hoop and active on defense, while the 6'7", 245 lb. Mitchell (4.9 ppg, 3.5 rpg) can swing the ball well for a big man (38 assists) and is a reliable low-post scorer. Both players have shot over 50 percent from the field in each of their first two seasons. Other returnees up front include senior center Jason Loughy, a seven-footer who has played well at times in spot duty, and 6'8" Tayvon Jackson, who sat out his freshman season and should provide a lift defensively with his shot-blocking prowess. Determined to fortify his frontcourt, Brown added four freshman forwards to the roster in the offseason, the most notable being 6'7" Shawn Atupem, who will join his brother for the next two years at the Mount. A combo forward with perimeter skills, Atupem averaged 13.0 ppg and 9.0 rpg as a senior at Woodside in Newport News, VA. Danny Thompson will add even more athleticism to the lineup, and at 6'7", can finish around the hoop and is an able rebounder. He averaged a double-double (15.0 ppg, 11.0 rpg) for C.H. Flowers in Springdale, MD last season and played in the PG County All-Star game. Pierre Brown, a 6'5" second team All-State player who compiled 18.1 ppg and 9.0 rpg for Jamestown in Virginia, adds yet another scoring option at the wing for the Mount. Brown added a late recruit and low block scoring option in 6'7" John Schwarz out of Perry High School in Baltimore. Schwarz earned second team all-Metro honors after leading the area with 13.0 rpg. The final newcomer is 6'3" guard Jean Cajou, a strong defender who averaged 14.0 ppg, 5.0 rpg and 2.0 spg at Paul VI in Fairfax, VA back in 2005-06.

Quinnipiac

It has been a busy year to say the least for Quinnipiac basketball. The whirlwind began with the grand opening of the sparkling TD Banknorth Sports Center in January, an intimate 3,500-seat facility that has few peers in the northeast for arenas of its size. At the conclusion of a rollercoaster season that ended with a setback in the NEC Tournament semifinals, a change of leadership resulted in the hiring of longtime UConn assistant Tom Moore, a 20-year coaching veteran who will usher in the next era of basketball at the Hamden, CT university. Moore, who served on Jim Calhoun's staff the last 13 seasons, inherits a team hit hard by graduation as just three significant contributors and seven letterwinners in total return to the fold. To his credit, Moore replenished the roster in quick fashion with six newcomers set to join the first year head coach as they embark upon their maiden voyage in the NEC. Without question, the Bobcats' ring-leader this year will be 6'4" senior guard DeMario Anderson, a prodigious talent who can score from every spot on the floor and is practically unguardable one-on-one. After sitting out 2005-06, Anderson got off to a slow start last season before recovering to score in double figures in each of the last 20 games, averaging 18.5 ppg while hitting at a 54.5 percent clip from the floor in that stretch. On the year, he ranked eighth in the league in scoring (15.7 ppg) and tenth in field goal percentage (.508). Anderson's backcourt partner Casey Cosgrove went through the proverbial trial by fire as a freshman, starting 22 games at point guard for the Bobcats. While his offensive numbers were modest (3.5 ppg, 2.3 PFPG), he did rank 12th in the conference with 3.4 apg and most importantly, took care of the ball. The 5'8" Cosgrove led the NEC with a 1.88:1 assist-to-turnover ratio and averaged less than two miscues per contest. Junior Brian Geffen will make his Quinnipiac debut after he sat out last season upon transferring from Boston University. The 5'11" guard averaged 4.5 ppg for the Terriers in 2005-06. James Feldeine, an athletic 6'4" sophomore guard, could also see more minutes after being used sparingly as a freshman. Senior Karl Anderson is Quinnipiac's lone experienced returnee in the frontcourt. The 6'9", 255 lb. forward/center only averaged 17.4 mpg a year ago when he contributed 6.8 ppg, 3.5 rpg and shot 59.4 percent from the floor, but is a seasoned post-up player with a soft touch from mid-range. With so few experienced hands, Moore will have the opportunity to make an immediate stamp on the program with his initial recruiting class, a group that addresses a number of needs, most notably up front. At 6'6", sophomore forward Louis Brookins is a terrific athlete and wing player who last played two years ago at Maryland-Eastern Shore. Freshman center Ed Zajac will add some needed size to the lineup. Possessing a nice touch from the outside, the 6'9" native of Lindenhurst, NY comes to Quinnipiac after year of prep ball at Cheshire Academy in Connecticut. Moore also added sophomore Jonathan Cruz, who will sit out the 2007-08 season after transferring from Rhode Island, where he started seven games last season. A 6'7" combo forward, Cruz is an adept passer who can score in the post. One of two brother combinations in the NEC, the signing of Jeremy and Evann Baker could go a long way in fueling the Bobcats' basketball renaissance. Jeremy, a 6'2" junior point guard, averaged 3.3 apg for Garden City CC last season. Evann, a 6'3" freshman guard, averaged 22.0 ppg and 6.0 apg for Maine Central Institute last season and originally signed a letter of intent with Wichita State, but was granted a release following a coaching change. He was the Washington D.C. area Player of the Year in 2005-06. The final piece of the recruiting puzzle is 6'2" guard Brian Crilley, a noted three-point specialist out of Absecon, NJ.



Robert Morris


Timing is an important part of basketball, whether related to taking charges, snaring a rebound or hitting a cutter down the lane. It could also be used to describe new Robert Morris head coach Mike Rice's good fortune in inheriting a solid contender for the NEC crown that returns four starters who combined for more than two-thirds of the Colonials' points last season. After spending the last two years as an assistant coach and top recruiter at Pittsburgh, Rice was introduced as the seventh coach in program history in April, and immediately hit the recruiting trail in an attempt to bolster an already solid lineup and lead the Colonials to their first NEC crown since 1992. No NEC team may possess more firepower among its top three players than Robert Morris, which bolted out to an NEC record 8-1 start last year in the non-conference season, before fading in league play and falling in the NEC quarterfinals. While point guard Derek Coleman will be difficult to replace, seniors Tony



Lee and A.J. Jackson were second team all-NEC picks last season, and junior Jeremy Chappell was the NEC Rookie of the Year in 2005-06. Lee is the unquestioned heart and soul of the team, and inch-for-inch perhaps the best rebounder in the nation. Despite measuring just 6'0", Lee ranked tenth in the conference with 6.1 rpg and also led the NEC in field goal percentage by hitting 59.3 percent of his shots, including an astounding 67.0 percent of his attempts from two-point range. He lifted his scoring average by over four points to finish seventh in the conference with 15.9 ppg and also wound up fifth on the circuit with 4.4 apg. As if that wasn't enough, Lee's commitment on the defensive end of the floor led to the Boston native leading the league and ranking eighth nationally with 2.8 spg. In earning his second consecutive all-NEC honor, Jackson paced the Colonials with 16.9 ppg (third in the league), 7.8 rpg (second) and seven double-doubles (third). A truly versatile talent, the 6'6", 230 lb. Jackson is one of the few NEC players in recent years who can't shoot with range - he drilled 41 shots from outside the arc - take his man off the dribble and score effectively with his back to the basket. Coming off a spectacular freshman year, Chappell started slow last season but came on strong in its latter stages with four 20+ point outings in the last eight games. A 6'3" two-guard, Chappell is at his best in the transition game, but also helped spread the floor with his three-point shooting ability, burying 44 shots from downtown. He ended the year third on the Colonials with 14.4 ppg and 5.1 rpg. The fourth returning starter is 6'9" center Freddie Harris, who came back from an injury-plagued 2005-06 campaign to average 4.3 ppg, 3.0 rpg and provide Robert Morris with a sturdy defensive presence in the lane. Sophomore guard Mezie Nwigwe and junior forward Ifeanyi Ehirim played key roles off the bench for the Colonials in their first year with the program. Nwigwe (4.2 ppg) developed a reputation as a defensive stopper, while Ehirim (2.3 ppg) is a slender, bouncy 6'7" forward who can run the floor like a gazelle and find ways to score in the post. Bidding for increased roles this season will be sophomore Jimmy Langhurst, a sharpshooting guard, and athletic sophomore forward Dallas Green. Sophomore Bas Rozendaal, a seven-footer who sat out last season, will also be given a look with hope he can develop into a shot-blocking presence in the paint. It didn't take long for Rice upon his arrival to ink his first four recruits. Freshman Gary Wallace could challenge for the vacant starting spot at the point following a prolific high school career at New Jersey power Seton Hall Prep. The 6'3" native of Montclair, NJ led his team to a 59-4 overall record the last two years and averaged 10.8 ppg and 5.9 apg as a senior. Rice also added Philadelphia product Khalif Foster and French import Bateko Francisco to his backcourt. The 6'3" Foster is an aggressive wing player who averaged a double-double in his senior year with 18.1 ppg and 10.3 rpg, and finished his career as the all-time leading scorer for Academy of the New Church with 1,322 points. Francisco, at 6'1", comes to Moon Township by way of Fort Scott CC, where he led the KJCCC in scoring with 19.5 ppg last season. Fortifying the team's rebounding and interior defense will be 6'7" forward William Royal, a Cincinnati product who averaged 17.3 ppg and 9.4 rpg last season at Harmony Community Prep School after earning all-state honors in Pennsylvania at Harrisburg High School the year prior.

Sacred Heart

There is a buzz building on the Sacred Heart campus, one that hasn't been felt since the university elevated its athletic program to Division I status in 1999. It started back in March when the Pioneers wrapped up their best-ever regular season showing in the NEC with a second place finish and then went on to win the first two tournament games in school history. A spine-tingling 74-70 setback to CCSU before a national television audience in the conference title game proved to be the crowning moment for a program that just two years earlier finished with a 4-23 record and was picked to finish ninth in the conference in the 2006-07 NEC preseason coaches poll. Following the school-record 18-win season, Sacred Heart followers have every reason to be optimistic this year with the return of one of the most accomplished outfits in the conference. It will now fall on to 30th year head coach Dave Bike to balance the expectations that will likely follow his team. One aspect of the game Bike can surely rely on is his team's ability to shoot the basketball as Sacred Heart returns four players who hit 39 or more three-pointers a year ago when the Pioneers led the NEC and ranked 17th nationally in scoring with 78.5 ppg. The veteran of the group is senior guard Drew Shubik, a terrific all-around player who drilled 40 trifectas and averaged 9.8 ppg, 3.9 rpg and a team-leading 4.0 apg. He also ranked second in the NEC with 2.0 spg and a 1.83:1 assist-to-turnover ratio. If the 6'4" Shu-



bik causes matchup problems with his size, junior Luke Granato is even a bigger headache for opposing coaches. At 6'6", Granato (8.8 ppg) finished fifth in the league with 71 shots from outside the arc, including a career-high eight in Sacred Heart's competitive showing against North Carolina last November. Sophomore guards Chauncey Hardy and Ryan Litke will look to build on their impressive freshman campaigns. Hardy, a terrific athlete and adept distributor who was named to the all-NEC rookie squad, finished third on the team in scoring with 10.6 ppg, sank 39 treys and shot 43.8 percent from downtown to rank second on the circuit. A fearless shooter, Litke came off the bench to average 8.4 ppg, sank 62 three-point shots and finished third in the conference with a 43.1 percent success rate from long range. He was especially productive in the NEC Tournament, hitting for 13.3 ppg in three contests, including 12 points on 4-8 shooting from three-point range against CCSU in the title game. Adding to the long distance barrage this season will be 6'4" sophomore guard Corey Hassan, a 2005-06 America East all-Rookie selection who hit 67 trifectas for Boston University as a freshman. Up front, senior power forward Joey Henley stands out as one of the Pioneers' go-to players. Following a year off recovering from an injury sustained as a tight end on the Sacred Heart football team, Henley came up big in the postseason, scoring 20 in the team's quarterfinal win over Wagner before adding 22 points and seven boards in a dominating performance versus CCSU in the league championship game. A second team all-NEC pick as a sophomore, Henley (11.1 ppg, 4.5 rpg) has few peers in the conference as an athlete, displays a soft touch around the hoop - he finished third in the NEC with a .568 field goal percentage - and is nearly impossible to contain when he puts the ball on the floor. Fellow senior Brice Brooks had a breakout season in 2006-07, averaging 9.9 ppg and a team-high 6.0 rpg. A valuable performer off the bench early in the year, the 6'7" forward with a reliable mid-range shot was inserted into the starting lineup down the stretch as Sacred Heart closed out the year with seven wins in its last ten outings. Junior forward Ryon Howard began last season as a starter but went down early on with a knee injury that sidelined him for the remainder of the season. Howard, if recovered, is a perfect fit in the Pioneers' up-tempo style of play with his ability to finish on the break and his attacking style on offense. Junior Liam Potter, a 7'0" center, began to make strides last season when he started 19 games, averaged 4.7 ppg and shot 65.9 percent from the floor. In the offseason, Bike added highly regarded 6'9" Turkish center Mehmet Sahana to the mix, as well as Jerrell Thompson, a 5'10" point guard out of Plainfield, NJ. Joshua Marshall, a 2006-07 recruit who sat out last year, is a 6'5" forward who could see time as well in a deep Sacred Heart lineup.

St. Francis (NY)

From the perspective of St. Francis (NY) head coach Brian Nash, the painful start to the 2006-07 season faded into a distant memory by late February. But just as the Terriers were hitting their stride by winning three straight over upper echelon teams to close out the regular season and earn an NEC Tournament berth for the 16th time in the last 17 years, a loss to eventual conference champion Central Connecticut State in the quarterfinals ended the season on an abrupt note. Now in his third year, with his rebuilding plan at the Brooklyn school in full swing, Nash has designs on making a serious postseason run in 2007-08, perhaps using his team's late-season charge both as a motivational tool and as a reflection of the Terriers' true potential. One thing is certain: with four returning starters and six of the top-seven scorers back in the fold, St. Francis will be one of the more experienced teams in the conference. The centerpiece of the Terriers is 6'5" senior forward Robert Hines, a high octane talent who earned second team all-NEC recognition last season, his first with the program. Despite his 250 lb. frame, he sacrifices little in the way of quickness and is one of the best in the conference both in the low post and at creating his own shot off the dribble. With surprising range on his shot and the ability to locate open teammates from the high post, Hines was clearly the Terriers' go-to scorer a year ago when he ranked fifth in the conference with 16.5 ppg and also added 5.9 rpg and 2.4 apg. Doing his best to feed Hines the ball will be junior guard Jamaal Womack, a 5'8" jitterbug whose tireless play and hustle often served as a momentum changer for the Terriers. He ranked third on the club with 10.6 ppg and by adding a reliable three-point shot to his arsenal, helped spread the floor and open up the middle of the lane for a team loaded with slashers. Womack finished seventh in the NEC with 67 treys on the year, including nine in a career-high 31 point outing in the Terriers' win over Robert Morris in mid-February. Sharing playmaking duties with Womack will be 6'3" senior guard Marcus Williams. A physical player



who isn't afraid to mix it up underneath, Williams possesses outstanding court vision and led the Terriers with 2.8 apg. He also ranked seventh in the conference with 1.7 spg and averaged 8.2 ppg and 5.1 rpg on the year. Junior Otis Campbell, a 6'2", 215 lb. guard who was a former high school teammate of Williams at powerhouse St. Anthony's in New Jersey, will be a welcome addition to the backcourt after sitting out last season with injuries. A pair of experienced hands will flank Hines in the frontcourt in senior Bass Yessoufou and junior John Gooden. Active on both ends of the floor, the lithe, 6'9" Yessoufou (5.1 ppg, 3.6 rpg) started 25 games for St. Francis last season, hitting 53.2 percent shots from the floor to lead the team. The sturdy Gooden (4.6 rpg, 3.9 rpg) has a nose for the hoop and has provided the Terriers' with a spark off the bench in each of the last two years. Athletic swingman Kayode Ayeni (3.0 ppg, 3.2 rpg) came on strong in his freshman season, displaying terrific leaping skills and the ability to finish on the break. Others looking to break into the regular frontcourt rotation include senior three-point specialist Sami Pekola and sophomores David Burton and Rainier Rickards. While the Terriers were the top rebounding team in the NEC last season with a +3.9 margin, Nash made it a priority to shore up the team's outside shooting in the offseason. St. Francis shot just 41.2 percent from the field in 2006-07, but that could be remedied with the addition of 6'3" freshman guard Rocco Rubino, one of New York City's top three-point shooters last season when he was selected to the CHSAA first team after averaging 15.0 ppg at Archbishop Molloy. Another backcourt addition, 6'2" Ricky Cadell, is a polished point guard prospect who finished his senior season at The Patterson School in North Carolina averaging 15.0 ppg, 7.0 apg and 5.0 rpg. Nash added a third guard over the summer in 5'8" Lateef Willis out of Cardinal Hayes in the Bronx.

St. Francis (PA)

All it took was one two week stretch to give ninth year head coach Bobby Jones and the Saint Francis (PA) faithful something to look forward to in 2007-08. After a promising start gave way to a school record 15-game losing streak, things looked bleak for the Red Flash, but instead of wilting away, the team regrouped to win four of its last five games to close out the year. "I am really proud of these guys," said Jones at the time. "They showed a lot of character and heart down the stretch." If Saint Francis is to carry the momentum into the coming season, Jones will need continued development from a host of young and talented players - all five starters return, as do 12-of-14 letterwinners - who were thrust into the spotlight a year ago. In fact, the team will likely go as far as sophomore Devin Sweetney can carry it, given that the Red Flash do not feature a single senior on the roster. Sweetney, a 6'6" swingman who took the NEC by storm last season, may shoulder an even heavier load than he did a year ago when he led the team - and all NEC freshman - with 13.0 ppg, 7.7 rpg and six double-doubles. A sinewy slasher and explosive leaper, the NEC all-Rookie pick formed a terrific one-two punch on the wing with fellow newcomer Chris Berry. A 6'4" junior, Berry is a natural scorer with a reliable stroke from the outside. He averaged 11.7 ppg last season and also snared 4.9 rpg. By rolling out what amounts to a four-guard lineup at times, Jones will be counting on his team's quickness and three-point shooting prowess to win games. To that end, returning starters Marquiss Ford and Cale Nelson will play a key role in delivering the ball to Sweetney and Berry, while serving as capable scorers in their own right. Ford's ability to play off the ball and development as a three-point threat last season were significant benchmarks in his career. In addition to averaging 9.3 ppg and 4.1 apg (seventh in league), he hit a team-high 51 trifectas on the year and led the NEC with an astounding 51.0 percent conversion rate from beyond the arc. After a year off, Nelson returned to the club and logged significant minutes for the first time in his tenure at Saint Francis. Displaying poise and superb court vision at the point, he finished the year with 8.7 ppg, 3.6 apg and 46 three-pointers, Nelson also ranked third in the conference in free throw percentage (.863) and fifth in assist-to-turnover ratio (1.54:1). The Red Flash will also rely heavily on agile 6'9" junior forward Bassirou Dieng, who started 26 games in 2006-07. An active defender who is able to run the floor and finish in transition, Dieng averaged 6.2 ppg, 3.9 rpg, led the team with 28 blocks and even hit 10-21 shots from downtown. Jones will need better production from his bench this season, with seven players who averaged 2.1 ppg or less set to return. Junior guard Grant Surprenant is a proven marksman from long range, having hit 68 treys in his first two years. His classmate, Steve Profeta, struggled with his shot last season, but the 6'5" guard did show potential as a freshman 2005-06. Junior guard Kyle Jackson, along with sophomore forwards



Mislav Jukic, Kurt Hoffman and Randy Spaid, and sophomore guard Chris McFarland, will all look to make an impact after limited playing time a year ago. Jones elected to use just one of his two remaining scholarships in the offseason, landing 6'0" point guard Sorena Orandi, who has played for the Under-18 Swedish National Team and spent last year at Solebury Prep near Philadelphia.

Wagner

At first glance it appears that the return to the lineup of all-NEC senior forward Durrell Vinson holds the key to Wagner's season. One of the top players in the conference and a nightly double-double threat, Vinson will be the cornerstone of the team and a welcome sight for Seahawk fans following a one-year absence. But if Wagner is to challenge for league supremacy, it will be the contributions of the players surrounding Vinson that may spell the difference. For the first time since his initial season with the program, fifth year head coach Mike Deane returns a seasoned cast of veterans with three seniors and seven upperclassmen dotting the roster. That experience could prove priceless in a year in which a host of NEC teams are facing significant roster transformations. In fact, dating back to the 1986-87 campaign, Wagner is believed to be the first NEC team to begin a year with five 500-point career scorers. The Seahawks are also the first conference team to bring back five double figure scorers since the 2000-01 season, led by Vinson, who averaged 15.2 ppg and 9.6 ppg in 2005-06 en-route to first team all-conference plaudits. A relentless rebounder and superb low-post scorer, his hunger on the court is an intangible that is hard to measure. The 6'7", 225 lb. forward will also help shore the Seahawks' deficiency on the boards from last season after leading the conference in rebounding margin three straight years from 2003-06. Vinson's old high school teammate, 6'1" senior guard Mark Porter, should benefit from a return to his natural off-guard position after capably manning the point last season when he finished second in the NEC with 5.2 apg. An improviser with the ball, Porter's ability to attack the basket and hit mid-range jumpers resulted in him leading Wagner with 13.8 ppg, while also contributing 5.2 rpg. The third senior in the starting lineup is 6'6" forward James Ulrich. One of the league's most improved players a year ago, he upped his scoring average from 6.3 ppg to 13.2 ppg and his rebounding from 4.4 rpg to 6.7 rpg despite being forced to play out of position, often manning the pivot in Vinson's absence. Ulrich's versatility - he runs the floor well in transition, can stick baseline shots with regularity and has an array of post moves - is only matched by his competitive zeal on the court. Junior guards Jamal Smith and Joey Mundweiler round of the list of the Seahawks' returning double-digit point producers. After a series and stops and starts, the 6'5" Smith finally played a full season healthy and displayed glimpses of his vast potential. An inside-outside threat who can create his own scoring opportunities, Smith averaged 11.7 ppg and 5.5 rpg in a swing role. Mundweiler (11.6 ppg) seems to relish his role as Wagner's designated gunslinger from three-point territory. Last season, he finished second in the conference with 89 trifectas and ignited numerous surges with his ability to string two and three shots in a row from outside the arc. Coming off the bench for the Seahawks will be junior forward Justin Drummond and sophomore forward Llewchean Radford. At a lean 6'6", Drummond (5.7 ppg, 3.5 rpg) was a spot-starter for the Seahawks last season who can handle the ball and possesses good court vision. At 6'4", Radford (4.6 ppg, 4.0 rpg) is a bull underneath the basket, and at 230 lbs., is not afraid to throw his weight around. Sophomore forwards Doug Elwell and Michael Orock should also contribute. Of the five freshman recruits Deane landed in the offseason, 5'10" Jaren Haley is perhaps the most vital to the team's success in 2007-08. A 16.0 ppg scorer as a senior at Freedom High School in Woodbridge, VA, the speedy guard will be given a look to take over duties at the point this season. Deane also looked toward the future by adding some size up front with the signing of 6'11", 270 lb. center Brian Szczepanski, the all-time blocked shots leader at New York's Webster-Schroeder High School, 6'7", 225 lb. forward Clifton Spiller, who averaged a double-double as a senior at Holy Spirit in Absecon, NJ, and 6'7", 240 lb. English import Clayfell Harris.





2008 NEC Tournament Format

Following an 18-game regular season, the eight-team NEC Tournament will be conducted for a fourth consecutive year in a playoff format with all games being played at the home of the higher seed. After the quarterfinals, teams will be reseeded so the highest remaining seed plays the lowest remaining seed in the semifinals. Quarterfinal play takes place on Thursday, March 6, followed by the semifinal round on Sunday, March 9. The championship game, to be televised by ESPN2, will be contested on Wednesday, March 12 at 7:30 pm.

Look Who's Back

The NEC welcomes back five all-NEC performers this season, including 2006-07 first team selection Tristan Blackwood of CCSU. Additionally, 32 of the league's 55 starters (58.2 percent) return in 2007-08. Similarly, five of the NEC's top-ten scorers, as well as 12 of the top-20 will suit up this season.

Returning All-Conference Players

Tristan Blackwood (CCSU) - 1st team
 DeMario Anderson (QU) - 2nd team
 Robert Hines (SFNY) - 2nd team
 Tony Lee (RMU) - 2nd team
 Durell Vinson (WC) - 2nd team (did not play in 06-07)

Other Returning Award Winners

Jhamar Youngblood (MU) - NEC Rookie of the Year
 Tristan Blackwood (CCSU) - NEC Defensive Player of the Year

NEC History

The 2007-08 season marks the 27th year of NEC men's basketball. Founded in 1981 as the basketball only ECAC-Metro Conference, the league began sponsoring additional sports in 1985 and changed its name to the Northeast Conference in 1988. As membership and sport sponsorship continued to grow over the next decade, the NEC expanded its base to five states, 21 championship sports and now has access to NCAA automatic bids or play-in access in 13 sports.

NEC Scholar-Athletes

A total of ten men's basketball players were named to the 2006-07 NEC Academic Honor Roll, four of whom return this season, including Sacred Heart's Drew Shubik, the reigning Scholar-Athlete of the Year in the sport. Shubik established a number of career-highs last season, averaging 9.8 ppg, 3.9 rpg, 4.0 apg and 2.0 spg to help lead the Pioneers to their first NEC championship game appearance and first winning season at the Division I level. The Stoystown, PA native will enter his senior campaign with 677 career points. A Sports Management major, Shubik maintains a 3.61 grade point average.

NEC Academic Honor Roll - Men's Basketball Returnees

Name	School	Major
Luke Granato	SHU	History
Drew Shubik	SHU	Sports Management
Sami Pekkola	SFNY	Management
Justin Drummond	WC	Business Administration

FDU To Participate In NIT Season Tip-Off

Fairleigh Dickinson will become the second NEC school to participate in the revamped NIT Season Tip-Off that guarantees each school at least two games. The Knights will participate in the East region bracket, taking on Saint Joseph's in its season opener at the Carrier Dome on November 12. FDU will then meet either host Syracuse or Siena in the second round on November 13. Other NEC teams competing in in-season tournaments include Monmouth at the Paradise Jam in the Virgin Islands from November 16-19, Robert Morris at the Philadelphia Classic on November 23-24 and Long Island at the Central Florida Tournament on December 30-31.

CCSU & Monmouth Establish Winning Conference Tradition

Since the turn of the millennium, Central Connecticut State and Monmouth have proven to be the dominant forces in men's basketball in the NEC. The two programs have won six of the eight NEC titles since 2000 with each school claiming three apiece. CCSU won it all in 2000, 2002 and 2007, while Monmouth took home conference championships in 2001, 2004 and 2006. The only other schools to capture NEC championships during this span were Wagner (2003) and Fairleigh Dickinson (2005).

Back-To-Back Quest Continues

It has now been 13 years since an NEC program captured back-to-back conference tournament titles. Not since 1993 and 1994 when Rider claimed league crowns has a program been able to turn the trick, though Fairleigh Dickinson came within seconds of pulling it off before falling to Monmouth on a last second shot in the 2006 NEC title game.

Colonials' Terrific Trio

With three returning players who have combined for 2,785 career points, Robert Morris' **Tony Lee** (1,026 points), **A.J. Jackson** (947) and **Jeremy Chappell** (812) have a chance to be the first NEC trio since the 2003-04 season to finish a year with a total of 4,000 points. That year, Wagner seniors Jermaine Hall (2,278) and Dedrick Dye (1,349), along with junior Courtney Pritchard (861) amassed 4,488 career points by season's end. Each of the three returning starters for the Colonials ranked in the NEC top-12 in scoring a year ago, with Jackson finishing third in the conference with 16.9 ppg. Lee was seventh with 15.9 ppg, while Chappell stood 12th with 14.4 ppg. The combined 47.2 ppg is the highest of any returning threesome in the league, far outdistancing the 42.2 ppg from Wagner's Durell Vinson (15.2 ppg in 2005-06), Mark Porter (13.8 ppg), James Ulrich (13.2 ppg).

New Members To Join Millennium Club In 2006-07

The NEC will begin the 2007-08 campaign with just four returning players already a member of the 1,000-point club, and a host of others set to join the ranks as the season progresses. A total of 12 NEC competitors reached the 1,000-point plateau a year ago to raise membership to 140 since the league began sponsoring basketball in 1981. CCSU sports the leading returning scorer in the conference in **Tristan Blackwood**, who enters his senior season with 1,114 points. He is followed closely behind by Wagner senior guard **Mark Porter** (1,072 points), Quinnipiac senior guard **DeMario Anderson** (1,047) and Robert Morris senior guard **Tony Lee** (1,026). Next in line to reach the milestone is Robert Morris senior forward **A.J. Jackson** (947 points), followed by Sacred Heart senior forward **Joey Henley** (911), Robert Morris junior guard **Jeremy Chappell** (812), Wagner senior forward/center **Durell Vinson** (723) and Wagner senior forward **James Ulrich** (714).

Wagner's 500 Club

Considering the team's experience factor, Wagner could emerge as an NEC title contender in 2007-08. The Seahawks return five double-digit scorers, all of whom have compiled more than 500 career points, including senior guard Mark Porter, the league's second-leading returning scorer with 1,072 points. He is joined by senior forward/center Durell Vinson (723 points), senior forward James Ulrich (714), junior swingman Jamal Smith (573) and junior guard Joey Mundweiler (534). Dating back to the 1986-87 season, Wagner is believed to be the first NEC team to begin a year with five 500-point scorers. The Seahawks are also the first conference team to bring back five double figure scorers since Wagner returned the quintet of Jermaine Hall, Chris Jackson, Jeff Klauder, Dedrick Dye and Hassan Wilkerson in 2000-01.

Reaching The Playoffs

Central Connecticut State has earned an NEC Tournament berth nine straight years, the longest current run in the conference. Monmouth had its streak of seven consecutive NEC Tournament appearances snapped in 2006-07. The Hawks also became the first NEC champion in league history to fail to qualify for the tournament the following season. Below is a look at each of the 11 NEC school's success rate in reaching the conference tournament over the last five years.

Qualified For NEC Tournament • Last Five Years (2003-07)

All 5 Years: Central Connecticut State
 4 Years: Fairleigh Dickinson, Monmouth, Robert Morris, St. Francis (NY), Wagner
 3 Years: Long Island, Mount St. Mary's, Quinnipiac, Saint Francis (PA)
 2 Years: Sacred Heart

CCSU Joins Pantheon Of NEC Greats

Central Connecticut State's 16-2 record in NEC play a year ago ranked among the best performances in conference history. The Blue Devils tied with Mount St. Mary's (1995-96) for third on the all-time chart with an .889 winning percentage. CCSU holds the all-time mark, going 19-1 against league competition en-route to its second NEC crown in 2001-02.

Best NEC Regular Season Records

School	Record	Year	NEC Tournament	School	Record	Year	NEC Tournament
CCSU	19-1 (.950)	2001-02	NEC champion	Robert Morris	12-2 (.857)	1982-83	NEC champion
Marist	15-1 (.938)	1986-87	NEC champion	UMBC	17-3 (.850)	1998-99	NEC semifinalist
CCSU	16-2 (.889)	2006-07	NEC champion	CCSU	15-3 (.833)	1999-00	NEC champion
Mount St. Mary's	16-2 (.889)	1995-96	NEC semifinalist	Long Island	15-3 (.833)	1996-97	NEC champion
Long Island	14-2 (.875)	1997-98	NEC runner-up				

NEC & The RPI

The NEC finished 28th in the final NCAA RPI rankings in 2006-07, a two-spot drop from the previous year. CCSU was the top-ranked NEC team with an RPI of 144.

RMU's Lee Joins Historical Sextet

By boosting his career totals to 1,026 points, 526 rebounds and 270 assists last season, Robert Morris do-it-all senior guard **Tony Lee** became the sixth player in league history - and first to turn the trick in his junior year - to reach the 1,000-point, 500-rebound, 250-assist milestone. Lee is joined in the elite group by Sacred Heart's Jarrid Frye (1,287 points, 524 rebounds and 276 assists from 2003-07), Quinnipiac's Kason Mims (1,335 points, 548 rebounds, 453 assists from 2000-04), Central Connecticut State's Dean Walker (1,196 points, 549 rebounds and 284 assists from 1997-01), Mount St. Mary's Gregory Harris (1,760 points, 615 boards and 529 assists from 1996-2000) and Monmouth's William Lewis (1,517 points, 514 rebounds and 271 assists from 1988-92).

Parity Rules

For evidence of the parity within the conference and the wide open nature of the NEC race last season, look no further than the competitiveness of the league's regular season games. In 99 games between conference opponents, 63 (63.6 percent) were decided by eight points or less. Likewise, 43 (43.4 percent) of the contests finished with margins of five or less and eight went to overtime.

Blue Devil Anomaly

Central Connecticut State won the 2007 NEC championship despite its bench scoring a combined 183 points for the entire season or just 7.8 percent of the team's total point output.



NEC Coaches Corner

NEC Newcomers

Both Quinnipiac and Robert Morris will sport new looks on the sidelines this season.

Quinnipiac introduced longtime UConn assistant **Tom Moore** as the school's sixth head coach in March. Moore, who spent the past 13 years as an assistant to Jim Calhoun and was part of national championship teams in 1999 and 2004, has recruited or coached a number of NBA players, including Ray Allen, Richard Hamilton, Emeka Okafor and Ben Gordon. Prior to joining the staff at UConn, the Boston University graduate served as the head coach at Worcester State College for five seasons (1989-94). Moore replaced Joe DeSantis, who enjoyed an 11-year stint at the helm of the Quinnipiac program.

Robert Morris announced **Mike Rice** as the seventh head coach in program history in April. Rice brings a vast background in collegiate coaching to the Colonials, having served as an assistant coach at alma mater Fordham (1991-94), Marquette (1994-97), Niagara (1997-98), Chicago State (1998-2001), Saint Joseph's (2004-06) and Pittsburgh (2006-07). Last season the Pittsburgh native served as Jamie Dixon's top assistant at Pitt, and helped lead the Panthers to the Sweet 16 of the NCAA Tournament. Rice succeeds Mark Schmidt, who manned the sidelines at Robert Morris the last six years before leaving to take over the program at St. Bonaventure.

Honors Roll In For CCSU's Dickenman

In just 11 seasons at Central Connecticut State and ten as a member of the NEC, **Howie Dickenman** has already been honored by his peers with a league-record four Jim Phelan Coach of the Year honors. No other coach in the history of the conference has won the award more than twice. Tabbed fourth in the preseason a year ago, CCSU started slow before hitting its stride in mid-January, reeling off 12 straight wins to take control of the NEC race. CCSU's 16 league victories and .889 winning percentage tied for the third-best marks in NEC history. Under his direction, the Blue Devils are 14-6 (.647) all-time in NEC Tournament play - the second-best mark in conference annals behind Rider's 11-3 (.786) - including a 9-0 record in the postseason as a #1 seed. Dickenman, who also won Coach of the Year accolades in 1999-00, 2001-02 and 2005-06, has led the Blue Devils to nine straight NEC Tournament appearances and claimed league championships in 2000, 2002 and 2007.

All-Time NEC Wins Leader Green To Enter 25th Year At FDU

Fairleigh Dickinson head coach **Tom Green**, who won his record fourth NEC title in 2005 and piloted the Knights to the NEC regular season championship in 2005-06, is set to embark upon his 25th season at the Teaneck, NJ school. Green has piloted the Knights to four NEC crowns - most of any NEC coach - in 1985, 1988, 1998 and 2005, as well as regular season championships in 1985-86, 1987-88 and 2005-06. Last season, Green won his 250th career NEC game and with a 253-163 record is the all-time leader in league wins, nearly double that of second place Ron Ganulin, who won 129 games at St. Francis (NY) from 1991-05. He is also the NEC's all-time leader with 26 tournament victories.

The most tenured coach in the state of New Jersey, Green is also FDU's all-time leader in wins (392) and games coached (700), and has seven 20+ win campaigns under his belt. The Knights have appeared in nine NEC Championship games and have reached the NEC semifinals in 16-of-24 seasons. The 2004-05 Metropolitan Basketball Writer's Association Coach of the Year, Green is also a two-time NEC Coach of the Year, a two-time New Jersey Sports Writers Coach of the Year and a three-time New Jersey Coaches Association Coach of the Year award recipient.

Calloway's Corner

Entering his 11th season at Monmouth, **Dave Calloway** continues to cement his status as one of the most successful coaches in NEC history. After beginning his head coaching career by losing 29 of his first 32 games and entering his fourth year on the job with a 20-47 mark, the Monmouth alum has since reeled off six winning seasons in the last seven years during which the Hawks have won three NEC titles (2001, 2004 and 2006), two NEC regular season crowns (2003-04, 2004-05) and posted a 122-93 (.567) overall record, as well as an 87-43 (.669) mark in conference play. Calloway, who as an assistant helped guide Monmouth to its first league championship in 1996, has a career record of 142-140. His three NEC Tournament titles as head coach are one shy of the record held by Fairleigh Dickinson's Tom Green, and his 10-5 (.667) record in NEC postseason play is the second best among active league coaches. Calloway also added an NCAA Tournament win to his resume when the Hawks defeated Hampton in 2006.

A four-year letterwinner and NEC all-star back in his playing days with Monmouth, Calloway has participated in eight NEC Championship games (winning four) with the Hawks as a player or coach. He played in two (losing in 1988 and 1990) and served as a Monmouth assistant in three more (winning in 1996; losing in 1994 and 1997) before striking gold as a head coach in 2001, 2004 and 2006. A former Academic All-American, Calloway led the nation in three-point field-goal percentage (58.5 percent) as a sophomore in 1988-89 and scored 1,404 career points.

NEC Tournament Experience

The only three league coaches who have NEC championships under their belts are CCSU's **Howie Dickenman**, Fairleigh Dickinson's **Tom Green** and Monmouth's **Dave Calloway**. Green's Knights were victorious in 1985, 1988, 1998 and 2005, while Dickenman's Blue Devils won the title in 2000, 2002 and 2007. Calloway took the Hawks all the way in 2001, 2004 and 2006. Other league coaches who have been to the NEC title game include Sacred Heart's **Dave Bike** (2007) and Wagner's **Mike Deane** (2005). Long Island's **Jim Ferry** (2005) and Mount St. Mary's **Milan Brown** (2007) have taken their programs to the NEC semifinals.

Wins Continue To Mount For Veterans Bike, Deane & Green

Sacred Heart's **Dave Bike**, Wagner's **Mike Deane** and Fairleigh Dickinson's **Tom Green** have combined to win 1,232 games over the course of their head coaching careers. Now in his 30th year at the controls of the Pioneer program, Bike (446-400) enters the 2007-08 season as the NEC's winningest active coach. He is the only NEC coach with a national championship pedigree, as he led Sacred Heart to the NCAA Division II title in 1986. Deane, who has made four trips to the NCAA Tournament while head coach at Siena, Marquette (twice) and Lamar, has amassed a career mark of 394-285 as he begins his 24th season as a head coach and fifth at Wagner. Green, the NEC's all-time leader in league (253) and tournament (26) victories, will commence his 25th year at FDU and is 392-308 overall.

Deane's List Of Accomplishments

Now in his fifth season as head coach at Wagner, **Mike Deane** brings a wealth of postseason experience to the conference and is one of just two NEC coaches - Monmouth's Dave Calloway being the other - with an NCAA Tournament win at the Division I level. Deane served as head coach at Siena from 1986-94 where he compiled a 166-77 record and led the Saints to their first-ever NCAA Tournament win with a first round upset of #3 seeded Stanford in 1989. He went on to post a 100-55 record over five years at Marquette, making back-to-back NCAA Tournament appearances in 1996 and 1997. Deane's previous stop prior to Wagner was a three-year hitch at Lamar, where his teams posted a 39-48 record, including a trip to the NCAA Tournament in 2001. With an overall record of 394-285, Deane ranks in the top-40 among active Division I head coaches in career wins.

NEC Coaching Records

Coach (School)	Year Hired	Conf. Games		Overall Record		
		Rec	Pct	Rec	Pct	
Howie Dickenman (CCSU)	1997	117-67	.636	178-145	.551	<i>Led Blue Devils to NEC titles in 2000, 2002 and 2007</i>
Tom Green (FDU)	1984	253-163	.608	392-308	.560	<i>All-time NEC leader in league/tourney victories; has won record four NEC titles</i>
Dave Calloway (MU)	1998	104-74	.584	142-140	.504	<i>Has taken Monmouth to three NEC titles in last seven years</i>
Mike Deane (WC)	2003	34-38	.472	394-285	.580	<i>Has made four trips to NCAA Tournament as head coach</i>
Milan Brown (MSM)	2003	33-39	.458	40-76	.345	<i>Led Mount last season to NEC semifinals for first time since 2000</i>
Jim Ferry (LIU)	2002	36-54	.400	157-107	.595	<i>Has led LIU to NEC playoffs in three of five years as head coach</i>
Bobby Jones (SFPA)	1999	58-90	.392	79-144	.354	<i>Piloted SFPA to three straight NEC postseason berths from 2003-05</i>
Brian Nash (SFNY)	2005	14-22	.389	19-39	.328	<i>Guided Terriers to NEC playoff appearance last season</i>
Dave Bike (SHU)	1999	52-98	.347	446-400	.527	<i>Longest tenured (30th year) and winningest active NEC head coach</i>
Tom Moore (QU)	2007	0-0	.000	76-59	.563	<i>Former UConn assistant will lead 2007 NEC semifinalists</i>
Mike Rice (RMU)	2007	0-0	.000	0-0	.000	<i>Former Pitt asst. takes over program that went 8-1 non-league in 2006-07</i>

NEC Television Package

For the 11th straight season, NEC fans will have the opportunity to watch live action on Madison Square Garden Network, FSN-New York, FSN-Pittsburgh, Mid-Atlantic Sports Network and other local and regional outlets throughout the Northeast. Similarly, the NEC has entered into an extensive partnership with the America Channel that will result in each league program receiving three regular season exposures. In total, the NEC plans to broadcast approximately 50 men's and women's contests this season, along with ESPN2's live airing of the NEC men's basketball championship game on Wednesday, March 12 as part of the network's Championship Week festivities. The NEC's 2007-08 slate of televised games will be released in the fall.

NEC On-Air Talent

For the eighth straight season, play-by-play announcer **Dave Popkin** will join former Wagner basketball coach and color analyst **Tim Capstraw** on NEC men's basketball television broadcasts. Capstraw will share color commentary duties with **Terry O'Connor**, who enters his sixth year on the announcing crew. **Paul Dottino** returns for his eighth year providing additional in-game insights as sideline reporter, while also handling play-by-play duties on occasion. Capstraw and Dottino will also reprise their roles, respectively, as hosts of the popular halftime shows, "Holding Court" and "Two-on-2:00."

NEC vs. Elite Competition

NEC teams will be tested by some of the nation's best throughout the non-conference schedule. League members will play up to 12 games against schools that qualified for the 2007 NCAA Tournament and up to eight more versus Postseason NIT participants.

NEC vs. 2007 NCAA Tournament Teams

Nov. 10	Mount St. Mary's at George Washington
Nov. 12	Long Island at Notre Dame
Nov. 14	Albany at CCSU
Nov. 16	Monmouth vs. Notre Dame
Nov. 19	MU vs. Ga. Tech/Winthrop (potential opp.)
Nov. 25	Sacred Heart at Albany
Dec. 8	Penn at Monmouth
Dec. 15	St. Francis (NY) at Albany
Dec. 18	Winthrop at Mount St. Mary's
Dec. 28	Sacred Heart at Boston College
Dec. 30	Holy Cross at Sacred Heart
Jan. 7	Robert Morris at Boston College

NEC vs. 2007 Postseason NIT Teams

Nov. 13	FDU at Syracuse (potential opponent)
Nov. 21	Hofstra at St. Francis (NY)
Nov. 23	Robert Morris vs. Drexel
Dec. 18	Sacred Heart at Providence
Dec. 22	CCSU at UMass
Dec. 22	Quinnipiac at Vermont
Dec. 29	Wagner at Kansas State
Dec. 30	CCSU at Vermont

NEC vs. RPI Top-100

Last season, NEC schools played 29 games versus teams ranked in the top-100 in the final RPI rankings, including 14 games against NCAA qualifiers and 13 more against Postseason NIT participants. This season, NEC institutions have up to 23 games on tap against top-100 RPI schools, including two against Boston College (#31) and Notre Dame (#36), as well as single games against Syracuse (#46, potential opponent), Georgia Tech (#54), Drexel (#55), UMass (#58), Kansas State (#62) and Winthrop (#66).



The Numbers Game • 2005-06

NEC vs...	Record	Opponent	Record
America East	7-12	Mid-American	0-2
ACC	0-6	Mid-Con	1-0
Atlantic Sun	0-0	MEAC	1-1
Atlantic 10	2-10	Missouri Valley	0-1
Big East	1-9	Mountain West	0-0
Big Sky	0-0	NAIA	0-0
Big South	1-2	Ohio Valley	0-0
Big Ten	0-5	Pac 10	0-0
Big-12	0-0	Patriot	2-9
Big West	0-0	SEC	0-0
Colonial	2-4	Southern	0-2
Conference USA	1-2	Southland	0-1
Division II	3-0	SWAC	0-0
Division III	3-0	Sun Belt	2-0
Horizon	1-1	WCC	1-0
Independent	0-0	WAC	0-0
Ivy	4-10	Overall	40-81
MAAC	8-4		

College Insider

Final 2006-07

Mid-Major Poll

- Southern Illinois (29-7)
- Winthrop (29-5)
- Butler (29-7)
- VCU (28-7)
- Davidson (29-5)
- Creighton (22-11)
- Gonzaga (23-11)
- Old Dominion (24-9)
- Holy Cross (25-9)
- Akron (26-7)

NEC Returning Starters

CCSU	2
FDU	2
Long Island	2
Monmouth	2
Mount St. Mary's	3
Quinnipiac	1
Robert Morris	4
Sacred Heart	3
St. Francis (NY)	4
St. Francis (PA)	5
Wagner	4
NEC	32/55
	(.582)

2006-07 RPI Rankings

NEC	28/31 conferences
CCSU	144/336 teams
Sacred Heart	150
Robert Morris	207
Fairleigh Dickinson	233
Quinnipiac	236
Mount St. Mary's	252
Monmouth	257
St. Francis (NY)	281
Wagner	298
Long Island	310
Saint Francis (PA)	321

Games Decided By Five Points Or Less

Central Connecticut State	6-2
Fairleigh Dickinson	9-10
Long Island	5-5
Monmouth	5-6
Mount St. Mary's	4-6
Quinnipiac	7-7
Robert Morris	6-5
Sacred Heart	5-7
St. Francis (NY)	5-8
Saint Francis (PA)	2-5
Wagner	3-5

CCSU In The Spotlight

Over the last seven seasons, Central Connecticut State has had an affinity for the bright lights, specifically when featured as part of the NEC Network's television package. The Blue Devils have posted a 25-4 record in league produced games since the 1998-99 season, including a 4-0 mark in 2006-07. From January, 1999 to February, 2003, CCSU won 12 straight televised games, excluding any locally produced or national broadcasts.

Slow Start, Big Finish For QU's Anderson

It took awhile for Quinnipiac senior swingman **DeMario Anderson** to shake off the rust after sitting out the 2005-06 season following two successful years at CCSU. Anderson, who led the Blue Devils with 14.1 ppg as a sophomore, averaged just 9.4 points and shot 39.6 percent from the field over his first nine games in a Quinnipiac uniform before unleashing his full offensive arsenal to spark the Bobcats' late season charge to the playoffs. Utilized primarily in a sixth-man role, he scored in double figures in each of the last 20 games, averaging 18.5 ppg, while hitting at a 54.5 percent clip from the floor. During that span the Bobcats went 11-5 in NEC play to finish third during the regular season, then defeated FDU in the NEC Tournament quarterfinals. On the year, Anderson finished eighth in the conference with 15.7 ppg. In league games he ranked fourth with 17.9 ppg.

Confidence Booster: Sweetney, Berry Lead Late Season Charge For Red Flash

A frustrating 2006-07 year ended on a high note for Saint Francis (PA), as the Red Flash built some momentum for the coming season by winning four of their last five games, including three straight to close out the campaign. Fielding a young squad with just three upperclassmen, the Red Flash took a school-record 15-game losing streak into the final stages of the season, but behind the play of newcomers **Devin Sweetney** and **Chris Berry**, defeated St. Francis (NY) to end the skid, and also claimed a 73-72 win at playoff bound Quinnipiac. Sweetney, a 6-6 swingman, was named to the NEC All-Rookie team at year's end after leading all NEC freshmen with 13.0 ppg, 7.7 rpg and six double-doubles. He was a three-time NEC Rookie of the Week. Berry, a 6-4 swingman, finished third on the squad with 11.7 ppg and was the team's second-leading rebounder with 4.9 rpg.

Blue Devils, Hawks and Knights Lead NEC Pack

In terms of consistency, CCSU, Fairleigh Dickinson and Monmouth have been the NEC's premier programs over the last five years (see chart below) with respect to both overall and conference records. CCSU is the NEC's winningest program in conference play over one, two and three year periods and tied with Monmouth over a five year time frame, while FDU comes out on top over a four-year span. In terms of overall won-loss percentage, the Blue Devils are the NEC's best over one, two and three year time periods, including an NEC title in 2007. FDU has the league's best record over the last four and five years. CCSU, FDU and Monmouth not only have the three best conference and overall marks over the last five years, but have also won four of the last five NEC crowns.

NEC Records - Last Five Years

	One Year	Two Years	Three Years	Four Years	Five Years
Central Conn. St.	16-2 (.889)	29-7 (.806)	37-17 (.685)	46-26 (.639)	58-32 (.644)
Fairleigh Dickinson	9-9 (.500)	23-13 (.639)	36-18 (.667)	47-25 (.653)	56-34 (.622)
Long Island	6-12 (.333)	15-21 (.417)	25-29 (.463)	29-43 (.403)	36-54 (.400)
Monmouth	7-11 (.389)	19-17 (.528)	33-21 (.611)	45-27 (.625)	58-32 (.644)
Mount St. Mary's	9-9 (.500)	20-16 (.556)	25-29 (.463)	33-39 (.458)	39-51 (.433)
Quinnipiac	11-7 (.611)	18-18 (.500)	24-30 (.444)	29-43 (.403)	39-51 (.433)
Robert Morris	9-9 (.500)	19-17 (.528)	30-24 (.556)	40-32 (.556)	47-43 (.522)
Sacred Heart	12-6 (.667)	20-16 (.556)	23-31 (.426)	31-41 (.431)	37-53 (.411)
St. Francis (NY)	7-11 (.389)	14-22 (.389)	23-31 (.426)	35-37 (.486)	44-46 (.489)
Saint Francis (PA)	5-13 (.278)	7-29 (.194)	17-37 (.315)	27-45 (.375)	37-53 (.411)
Wagner	8-10 (.444)	14-22 (.389)	24-30 (.444)	34-38 (.472)	48-42 (.533)

Overall Records - Last Five Years

	One Year	Two Years	Three Years	Four Years	Five Years
Central Conn. St.	22-12 (.647)	40-23 (.635)	52-39 (.571)	66-53 (.555)	81-66 (.551)
Fairleigh Dickinson	14-16 (.467)	34-28 (.548)	54-41 (.568)	71-53 (.573)	86-67 (.562)
Long Island	10-19 (.345)	22-35 (.386)	36-50 (.419)	44-69 (.389)	53-88 (.376)
Monmouth	12-18 (.400)	31-33 (.484)	47-46 (.505)	68-58 (.540)	83-71 (.539)
Mount St. Mary's	11-20 (.355)	24-37 (.393)	31-57 (.352)	41-76 (.350)	52-92 (.361)
Quinnipiac	14-15 (.483)	26-31 (.456)	36-48 (.429)	45-68 (.398)	62-80 (.437)
Robert Morris	17-11 (.607)	32-25 (.561)	46-40 (.535)	60-55 (.522)	70-72 (.493)
Sacred Heart	18-14 (.562)	29-31 (.483)	33-54 (.379)	45-69 (.395)	53-90 (.371)
St. Francis (NY)	9-22 (.290)	19-39 (.328)	32-54 (.372)	47-67 (.412)	61-83 (.424)
Saint Francis (PA)	8-21 (.276)	12-45 (.211)	27-58 (.318)	40-73 (.354)	54-87 (.383)
Wagner	11-19 (.367)	24-33 (.421)	38-49 (.437)	51-65 (.440)	72-76 (.486)

2006-07 Quick Hits

- Monmouth's **Marques Alston** finished his career as the NEC's all-time leader in games played with 126.
- CCSU forward **Obie Nwadike** finished his career ranked third on the NEC's all-time rebounding list with 980. He also became just the 16th player in NEC history to amass 1,000 points and 750 rebounds for his career.
- Robert Morris guard **Derek Coleman** became just the third back-to-back leader in assists per game and fourth two-time winner in league history. Coleman, who averaged 5.4 apg, joined Monmouth's Raasaan Johnson (2000-02) and St. Francis (NY)'s Greg Nunn (1998-00) as back-to-back winners. Marist's Danny Basile (1985-86, 1987-88) is the only other two-time leader in the category.
- With a late season surge, Long Island guard **James Williams** closed out his career 17th on the NEC's all-time scoring chart with 1,710 points. His 277 three-pointers is third on the league's career list.
- FDU forward **Andre Harris** became the lowest individual scoring champion in league history at 18.8 ppg. The record was formerly held by Gene Nabors, who averaged 19.1 ppg for Robert Morris in 1999-00.
- Monmouth center **John Bunch** became the first player in Monmouth's Division I history and first NEC player in three years to record a triple-double with 11 points, 11 rebounds and 10 blocks in just 22 minutes of work off the bench in a 69-60 win over St. Francis (NY) on February 3rd.
- Quinnipiac forward **Victor Akinyanju** became the first NEC player to finish with 20 points and 20 rebounds in the same game in nearly three years with 20 points and a career-high 21 boards in a 70-62 win over Mount St. Mary's on February 3rd.
- Quinnipiac opened the 3,500 seat TD Banknorth Sports Center on January 27th with a 73-71 overtime victory over LIU.
- It was a long night in Brooklyn on January 4 as Mount St. Mary's and LIU needed four overtimes to settle the score in a game that matched the longest in NEC history. The Mount won, 78-76. Sacred Heart beat FDU, 133-130, in the only other four overtime contest in league annals on February 1, 2001.

2007 NEC Tournament Review

The 2007 NEC Tournament was the third straight held with the higher seed hosting all games. Following the quarterfinals, teams were reseeded so that the highest remaining seed played the lowest remaining seed...CCSU, seeded first, won its third NEC championship and first since 2002 with a 74-70 win over #2 **Sacred Heart** before a packed house in Detrick Gymnasium...CCSU's **Javier Mojica** scored 25 points and pulled down 10 boards in the title tilt to earn Tournament MVP honors...Sacred Heart won the first two NEC Tournament games in program history, defeating Wagner (100-68) and Quinnipiac (83-69) to reach the championship game. The Pioneers' 32-point margin of victory over Wagner was the second largest in NEC Tournament history. Mount St. Mary's holds the record of 35 with a 93-58 win over LIU on March 1, 1996...With a 78-61 win at Robert Morris in the quarterfinals, #5 **Mount St. Mary's** advanced to the NEC semifinals for the first time since 2000...**Fairleigh Dickinson** has qualified for 25 of the league's 26 postseason tournaments, the most of any NEC school. FDU has compiled more tourney wins (27) than any other NEC program, including 26 under **Tom Green**, the winningest coach in postseason play in league history...With CCSU's quarterfinal win over **St. Francis (NY)**, #1 seeds are now a perfect 24-0 in their opening game of the NEC Tournament since the league scrapped a divisional format in 1984...**Monmouth** had its streak of seven consecutive NEC Tournament appearances snapped. The Hawks became the first NEC champion in league history to fail to qualify for the tournament the following season.





RMU's Record Breaking Non-Conference Season

Robert Morris finished its 2006-07 regular season with an outstanding 8-1 mark against non-league opposition, including a win at Marshall and a home triumph over Duquesne. As a result, the Colonials set a new league record with an .889 winning percentage against out-of-conference rivals. Robert Morris broke the 7-2 mark (.778) established by Marist in 1995-96 and matched in 2005-06 by Wagner. Monmouth (1991-92) and Saint Francis (PA) (1990-91) still hold the NEC single-season record for non-league victories with nine apiece. Robert Morris' eight wins outside the conference also equaled the most ever for the Colonials in 31 years of Division I ball. The Colonials previously went 8-4 during the 1989-90 season and 8-6 during the 1982-83 campaign.

Best Non-Conference Records In NEC History (* won NEC title)

Robert Morris	8-1	.889	2006-07	CCSU*	7-3	.700	1999-00
Wagner	7-2	.778	2005-06	Saint Francis (PA)	7-3	.700	1997-98
Marist	7-2	.778	1995-96	Quinnipiac	6-3	.667	2002-03
Monmouth	9-3	.750	1991-92	CCSU	6-3	.667	1998-99
Monmouth	8-3	.727	1990-91	Robert Morris*	8-4	.667	1989-90
Long Island	8-3	.727	1986-87	Fairleigh Dickinson*	8-4	.667	1987-88

RMU Quickest To 10

Robert Morris became the quickest team to reach ten victories in league history with its 64-48 win over CCSU on January 6, 2007. The Colonials (10-3) reached the plateau one day earlier than previous record holder CCSU, which reached double digits in victories with a 10-4 mark on January 7, 1999.

Bombs Away For Blackwood

Talk about a two-way threat. CCSU senior guard **Tristan Blackwood** was not only named NEC Co-Defensive Player of the Year last season, but also took center stage as a long distance shooter, shattering the single-season conference record for three pointers that had stood for nine seasons. With 122 treys, Blackwood eclipsed the mark of 116 set by Long Island's Charles Jones during the 1997-98 campaign. He drilled six or more trifectas on ten occasions last season and ended the year ranked fourth in the country with 3.6 per contest. He also led the NEC and placed fourth nationally by hitting 92.4 percent of his free throw attempts.

Game To Remember For CCSU's Blackwood

In one of the great shooting exhibitions in league history, CCSU senior guard **Tristan Blackwood** earned himself a spot in the NEC recordbook when he hit ten three-pointers as part of a 40-point effort in CCSU's 88-86 win over Robert Morris on February 22, 2007. The ten treys matched a 16-year old league mark held by the Mount's Scott Murphy, who drained ten from long range against Wagner on February 7, 1991. Blackwood also became the first NEC player to hit for 40 points since Quinnipiac's Rob Monroe dropped 40 versus Sacred Heart on February 3, 2005.

RMU's Jackson Looks For Rare Double

After transferring from East Tennessee State, Robert Morris senior forward **A.J. Jackson** emerged as a dominant force in the NEC the last two seasons. Jackson, a two time all-NEC honoree, finished second in the league in scoring (17.0 ppg) and third in rebounding (9.2 rpg) in 2005-06, then placed third in scoring (16.9 ppg) and second in rebounding (7.8 ppg) a year ago. If he can finish the 2007-08 year as the league leader in both scoring and rebounding, he would be the first player to turn the trick since Long Island's Joe Griffin, who tallied 25.8 ppg and 8.2 rpg en-route to NEC Player of the Year honors in 1994-95. The 6'6", 230 lb. native of Monessen, PA has also drained 74 three-pointers over the last two seasons, showing a deft touch from the outside.

Hines, Inc.

The lone newcomer to land a spot on one of the NEC all-conference teams last season was St. Francis (NY) senior forward **Robert Hines**. A transfer from Arizona Western CC, he finished as the fifth-leading scorer in the conference with 16.5 ppg. He also ranked third on the circuit with 18.5 ppg in league outings. At 6'5" and 250 lbs., Hines displayed a terrific inside-outside game and stepped up his play down the stretch as the Terriers won four of their last seven outings to snag the eighth and final NEC playoff spot. He averaged 23.0 ppg, 8.1 rpg and 3.4 apg during that span, including six consecutive 20-point outings.

Ball Hawks

Utilizing its trademark matchup-zone, Monmouth perennially ranks among the league leaders in scoring defense. In fact, Monmouth has led the NEC in the category in 13 of the last 19 years, including four of the last five and six of the last eight. In 2006-07, the Hawks yielded 67.6 ppg, second in the conference behind CCSU's 66.1 ppg. Monmouth also ranked second in the conference in field goal percentage defense (.442).

NEC in NCAA Statistics • 2006-07

Ind. Category	Rank	Player	School	Statistics
Rebounds	6th	Obie Nwadike	CCSU	10.7 rpg
Assists	29th	Derek Coleman	RMU	5.4 apg
FG%	21st	Tony Lee	RMU	.593
FT%	4th	Tristan Blackwood	CCSU	.924
	17th	Derek Coleman	RMU	.881
3PFG Made	4th	Tristan Blackwood	CCSU	3.6/game
	28th	Joey Mundweiler	WC	3.0/game
Blocks	9th	John Bunch	MU	3.3 bpg
	26th	Jemino Sobers	CCSU	2.3 bpg
Steals	8th	Tony Lee	RMU	2.8 spg

Team Category	Rank	School	Statistics
Scoring	17th	Sacred Heart	78.5 ppg
FG%	25th	Sacred Heart	.480
FT%	10th	Robert Morris	.758
Assists	29th	Robert Morris	16.1 apg
Blocks	23rd	Monmouth	5.1 bpg
Steals	13th	Sacred Heart	9.4 spg

Ind. Game Highs	Rank	Player	School	Statistics
Points	16th	Tristan Blackwood	CCSU	40 vs. Robert Morris (2/22/07)
3PFG Made	4th	Tristan Blackwood	CCSU	10 vs. Robert Morris (2/22/07)
	10th	Jamaal Womack	SFNY	9 vs. Robert Morris (2/17/07)
	23rd	Luke Granato	SHU	8 vs. North Carolina (11/14/06)
	23rd	Tristan Blackwood	CCSU	8 vs. Sacred Heart (1/27/07)
FT%	1st	Devin Sweetney	SFPA	1.000 (12-12) vs. Liberty (12/16/06)
	1st	James Ulrich	WC	1.000 (12-12) vs. FDU (2/24/07)
	1st	Jamal Smith	WC	1.000 (11-11) vs. FDU (1/6/07)
Rebounds	9th	Victor Akinyanju	QU	21 vs. Mt. St. Mary's (2/3/07)
Blocks	8th	John Bunch	MU	10 vs. St. Francis (NY) (2/3/07)
Steals	8th	Tony Lee	RMU	8 vs. Duquesne (12/2/06)

Team Game Highs	Rank	School	Statistics
FG%	2nd	LIU	.724 vs. Old Westbury (11/25/06)
FT%	15th	Mount St. Mary's	.950 vs. Saint Francis (PA) (1/18/07)
Home Win Streak	16th	CCSU	11

Leading Active NEC Scorers (500+ Points)

Player	Team	Cl	Points
Tristan Blackwood	CCSU	Sr	1,114
Mark Porter	WC	Sr	1,072
DeMario Anderson	QU	Sr	1,047
Tony Lee	RMU	Sr	1,026
A.J. Jackson	RMU	Sr	947
Joey Henley	SHU	Sr	911
Jeremy Chappell	RMU	Jr	812
Durrell Vinson	WC	Sr	723
James Ulrich	WC	Sr	714
Drew Shubik	SHU	Sr	677
Eugene Kotorobai	LIU	Sr	599
Karl Anderson	QU	Sr	578
Cameron Tyler	FDU	Jr	574
Jamal Smith	WC	Jr	573
Luke Granato	SHU	Sr	544
Joey Mundweiler	WC	Jr	534
Chris Vann	MSM	Sr	530
Robert Hines	SFNY	Sr	510
Whitney Coleman	MU	Jr	505

Leading Active NEC Rebounders (250+ Rebounds)

Player	Team	Cl	Rebounds
Durrell Vinson	WC	Sr	535
Tony Lee	RMU	Sr	526
A.J. Jackson	RMU	Sr	476
Joey Henley	SHU	Sr	438
Eugene Kotorobai	LIU	Sr	432
James Ulrich	WC	Sr	403
Mark Porter	WC	Sr	381
Paulius Morkelunas	LIU	Sr	320
Brice Brooks	SHU	Sr	307
Jeremy Chappell	RMU	Jr	307
Karl Anderson	QU	Sr	304
Drew Shubik	SHU	Sr	301
DeMario Anderson	QU	Sr	297
Jamal Smith	WC	Jr	278

Leading Active NEC Assists (100+ Assists)

Player	Team	Cl	Assists
Tristan Blackwood	CCSU	Sr	351
Mark Porter	WC	Sr	351
Tony Lee	RMU	Sr	270
Drew Shubik	SHU	Sr	265
Cameron Tyler	FDU	Jr	214
Bernell Murray	FDU	Sr	180
Marquis Ford	SFPA	Jr	173
Jeremy Goode	MSM	So	155
Whitney Coleman	MU	Jr	152
Jeremy Chappell	RMU	Jr	150
Jamaal Womack	SFNY	Sr	129
DeMario Anderson	QU	Sr	126
Cale Nelson	SFPA	Sr	121
James Ulrich	WC	Sr	107

NEC Double-Double Leaders (Active)

Player	Team	Cl	No.
A.J. Jackson	RMU	Sr	21
Durrell Vinson	WC	Sr	14
Tony Lee	RMU	Jr	10
Joey Henley	SHU	Jr	7
Devin Sweetney	SFPA	So	6
James Ulrich	WC	Sr	6
Karl Anderson	QU	Jr	4
Jeremy Chappell	RMU	So	3



Stat Leaders Return

A total of six NEC individual offensive statistical leaders from last season return in 2007-08, including CCSU senior guard **Tristan Blackwood**, who led the conference in free throw percentage and three-pointers, and Robert Morris senior guard **Tony Lee**, who paced the league in field goal percentage and steals.

Category	Player	Stats	Category	Player	Stats
FG%	Tony Lee, RMU	.593	3PPG Made	Tristan Blackwood, CCSU	3.59
FT%	Tristan Blackwood, CCSU	.924	Steals	Tony Lee, RMU	2.75
3PPG%	Marquis Ford, SFPA	.510	Asst./TO Ratio	Casey Cosgrove, QU	1.88:1

Double Down

In 2006-07, the NEC had 37 players combine for 99 double-double performances. In addition, there were 34 occasions in which players recorded at least 20 points and grabbed at least ten rebounds or dished out ten assists. CCSU's Obie Nwadike (now graduated) paced the conference with 18 double-double outings last season. Robert Morris senior forward **A.J. Jackson** is the career leader among active NEC players with 21 double-doubles. Below is a list of the NEC's top returning double-dipping performers:

Player	School	Double-Doubles (Career)	20-10 Games (Career)	Double-Doubles (2006-07)	20-10 Games (2006-07)
A.J. Jackson	Robert Morris	21	10	7	4
Durell Vinson	Wagner	14	8	DNP	DNP
Tony Lee	Robert Morris	10	1	1	0
Joey Henley	Sacred Heart	7	2	1	1
Devin Sweetney	Saint Francis (PA)	6	1	6	1
James Ulrich	Wagner	6	3	6	3

Inside The Double-Double

Since the NEC began tracking double-doubles in 1997-98, there have been 12 different players who have recorded at least ten in a single season. Two of those competitors - Robert Morris senior forward **A.J. Jackson** and Wagner senior forward/center **Durell Vinson** - return in 2007-08. Jackson tied for the league lead in 2005-06 with 14, the third highest single-season total over the last decade. Vinson tallied 13 double-doubles in 2005-06 (sixth all-time) before sitting out last season. CCSU's Obie Nwadike established the league record for double-doubles with 18 in 2006-07.

NEC Single-Season Double-Double Leaders Since 1997

1. Obie Nwadike	CCSU	18	2006-07
2. Rahshon Turner	Fairleigh Dickinson	17	1997-98
3. A.J. Jackson	Robert Morris	14	2005-06
Ron Robinson	CCSU	14	2003-04
Kibwe Trim	Sacred Heart	14	2005-06
6. Obie Nwadike	CCSU	13	2005-06
Durell Vinson	Wagner	13	2005-06
Sean Munson	Wagner	13	2004-05
Jeremy Bishop	Quinnipiac	13	2001-02
Kennedy Okafor	UMBC	13	1999-00

Top Returning Scoring Duos

The NEC will feature four schools with duos that combined to score at least 25.0 ppg last season. Topping the list is the Robert Morris combination of **A.J. Jackson** and **Tony Lee**. The duo, led by Jackson's 16.9 ppg, combined for 32.8 ppg in 2006-07.

School	Player	PPG	Player	PPG	Combined PPG
Robert Morris	A.J. Jackson	16.9	Tony Lee	15.9	32.8
Wagner	Durell Vinson	15.2 (05-06)	Mark Porter	13.8	29.0
St. Francis (NY)	Robert Hines	16.5	Jamaal Womack	10.6	27.1
Fairleigh Dickinson	Cameron Tyler	14.3	Manny Ubilla	11.9	26.2

Monmouth's Metro Success

Despite an off year in 2005-06, Monmouth has stood tall among the 20 New York Metropolitan area Division I teams since the year 2000. In addition to winning three NEC titles, the Hawks rank third in the time frame with 122 victories. Likewise, Monmouth has finished over .500 in six of the last seven years.

Most Wins • New York Metro Division I Teams (2000-07)

1. Manhattan	130	5. Wagner	106	9. Iona	103
+13 Hofstra	127	Princeton	106	Marist	103
3. Monmouth	122	7. Rider	105	11. Rutgers	100
4. Seton Hall	112	8. Fairleigh Dickinson	103	12. St. Francis (NY)	97

Returning Firepower

A total of six NEC programs will bring back at least 70 percent of their scoring from a year ago. Wagner leads the pack with five starters and 86.3 percent of its firepower back in the fold, with Saint Francis (PA) second at 78.8 percent and Robert Morris third at 78.4 percent. Toward the other end of the spectrum is defending NEC champion CCSU, which returns just 39.1 percent of its scoring, the second lowest in percentage in the conference behind Quinnipiac's 36.7 percent.

Returning Scoring (Percent)

CCSU:	39.1 percent	Fairleigh Dickinson:	55.3 percent	Long Island:	55.8 percent
Monmouth:	44.0 percent	Mount St. Mary's:	70.2 percent	Quinnipiac:	36.7 percent
Robert Morris:	78.4 percent	Sacred Heart:	76.2 percent	St. Francis (NY):	77.8 percent
Saint Francis (PA):	78.8 percent	Wagner:	86.3 percent		

Sacred Heart Wins NEC's Most Improved Award - Again

For the second year in a row, Sacred Heart was the big winner in the Most Improved sweepstakes. The Pioneers have gone from four wins in 2004-05 to 11 wins in 2005-06 to a school Division I record 18 wins in 2006-07. Sacred Heart's seven-game improvement in each of the last two seasons marked the biggest year-to-year jump for the program since a seven-game leap from ten victories in 1993-94 to 17 in 1994-95. Below are the greatest improvements in the NEC from one season to the next since the start of the 2000 season:

NEC Most Improved Teams From 2000-07

+13 CCSU	2001-02	14 wins to 27 wins	+8 Saint Francis (PA)	2002-03	6 wins to 14 wins
+11 Fairleigh Dickinson	2002-03	4 wins to 15 wins	+8 Mount St. Mary's	2002-03	3 wins to 11 wins
+9 Monmouth	2000-01	12 wins to 21 wins	+8 Quinnipiac	2001-02	6 wins to 14 wins

RMU's Lee Makes History

Robert Morris senior guard **Tony Lee** became the shortest player in NEC history to lead the league in field goal percentage when he converted at a 59.3 percent clip from the floor a year ago. Previous honors went to Monmouth's William Lewis (1991-92) and Long Island's Joe Griffin (1992-93), both of whom measured 6'5" tall.

Wagner's Board Director: Vinson To Return In 2007-08

After sitting out last season, Wagner senior **Durell Vinson** will make his much-anticipated return to the Seahawks lineup. A second team all-NEC performer in 2005-06, the physical 6-7 forward who averaged 15.2 ppg and 9.6 rpg as a junior could return Wagner to prominence. With Vinson in the lineup, the Seahawks topped the NEC in rebounding margin three straight years, including 2005-06 when the team finished 26th nationally. Last season without a true center, Wagner was only fifth in the league in the category. Vinson is the NEC's active career leader with 535 boards.

Sacred Shooters

Sacred Heart, which led the NEC in scoring and ranked 17th nationally with 78.5 ppg, gave teams fits last season with its arsenal of three-point shooters, all of whom return in 2007-08. Senior guard **Luke Granato** led the pack and finished fifth in the conference with 71 trifectas. His 39.9 percent success rate was the seventh-best mark in the NEC. Sophomore guard **Ryan Litke** had little trouble adjusting to the collegiate game last season, ending the year third in the league in three-point percentage (.431) and 11th in made three-pointers (62). Sophomore guard **Chauncey Hardy**, who was named to the NEC all-Rookie team a year ago, sank 39 treys on the year and finished second on the circuit in accuracy by hitting at a 43.8 percent clip. Senior guard **Drew Shubik** rounds out the returning quartet of long distance bombers. Last season he hit 39 from outside the arc and made 37.4 percent of his attempts. The Pioneers' will feature yet another weapon this year with the addition of sophomore guard **Corey Hassan**. Hassan, a 2005-06 America East all-Rookie selection at Boston University, hit 67 three-pointers as a freshman.

Its All Goode

Mount St. Mary's jet-quick guard **Jeremy Goode** made an immediate impact as a freshman last season for the Mountaineers, who reached the NEC Tournament semifinals for the first time since 2000. Running the point, Goode averaged 10.1 points and finished fourth in the conference with 5.0 assists per contest. His 155 assists were the second most recorded by a freshman in league history, just eight off the all-time mark of 163 established by Saint Francis (PA)'s Napoleon Lightning in the NEC's inaugural 1981-82 season. A three-time *Choice Hotels/NEC Rookie of the Week*, Goode was tabbed to the all-NEC Rookie team at year's end.

MU Adds Young-Blood To Mix

In winning the 2006-07 NEC Rookie of the Year award, Monmouth's **Jamar Youngblood** established himself as one of the finer scoring guards in the conference with his innate ability to penetrate and create his own shot. Youngblood, who earned three *Choice Hotels/NEC Rookie of the Week* honors, ranked second among league freshman with 12.3 ppg and also ended the year fifth in the conference in steals (1.7 spg) and sixth in field goal percentage (.525). Despite standing just 6'1", his field goal accuracy was the highest for an NEC freshman since Sacred Heart's Joey Henley converted 58.3 percent of his shot attempts in 2003-04. In scoring 31 points against Sacred Heart on February 23, Youngblood also became the first NEC freshman to hit for 30 points in a game since St. Francis (NY)'s John Quintana tallied 31 versus LIU on February 22, 2003.

FDU's Dynamic Duo

With the loss of frontcourt standouts Andre Harris and Michael Peebles to graduation, Fairleigh Dickinson will rely on its stellar backcourt of junior point guard **Cameron Tyler** and senior shooting guard **Manny Ubilla** to carry much of the offensive load in 2007-08. One of the premier creators on the circuit, Tyler ranked 13th in the league with 14.3 ppg and also finished third with 5.1 apg. He led all NEC guards by going to the line 165 times and also pulled down 4.4 rpg. A triple-double threat, Tyler came closest to accomplishing the rare feat when he tallied 15 points, eight rebounds and eight assists in a win over Monmouth on February 12th. Sporting a sweet stroke from long distance, Ubilla averaged 11.9 ppg and drilled 63 three-pointers in his first year with the Knights. He showed a flair for the dramatic by hitting a baseline jumper at the buzzer - it was named ESPN's "Play of the Day" - to beat Garden State rival Monmouth, 64-63, on February 5th.

Showcase Season For LIU's Wisseh

With the loss of all-time great James Williams to graduation, Long Island sophomore **Jaytornah Wisseh** will have the opportunity to join in a long line of terrific guards to have played for the Blackbirds. Williams, who wrapped his career 17th on the all-time NEC scoring list with 1,710 points will now pass the baton to Wisseh, who finished his freshman year with a flourish to earn NEC all-Rookie honors. Wisseh reached double digits in seven of his last 12 outings - including a career-best 29-point effort at Sacred Heart on February 2 - to raise his season scoring average to 8.7 ppg, fourth on the Blackbirds. He also led the team with 87 assists and 36 steals in 24.5 mpg.

Close Calls For Knights

Of Fairleigh Dickinson's 30 contests last year, an astounding 19 were decided by five points or less. The Knights went 9-10 in those games. Likewise, 19 of FDU's last 21 games were decided by nine points or less.



2007 NEC Basketball Tournament

Thursday, March 1

Quarterfinals at Higher Seeds

- #1 CCSU 79, #8 St. Francis (NY) 61
- #2 Sacred Heart 100, #7 Wagner 68
- #3 Quinnipiac 78, #6 Fairleigh Dickinson 77
- #5 Mount St. Mary's 78, #4 Robert Morris 61

Sunday, March 4

Semifinals at Higher Seeds

- #1 CCSU 74, #5 Mount St. Mary's 68
- #2 Sacred Heart 83, #2 Quinnipiac 69S

Wednesday, March 7

NEC Tournament Championship at CCSU

- #1 CCSU 74, #2 Sacred Heart 70

2007 NCAA Tournament

NCAA Tournament • First Round (Lexington, KY)

Thursday, March 15

- #1 Ohio State 78, #16 CCSU 57

2007 NEC All-Tournament Team

Joey Henley	SHU	17.0 ppg, 7.3 rpg
Jarrid Frye	SHU	13.3 ppg, 3.3 rpg, 2.7 spg
Obie Nwadike	CCSU	17.3 ppg, 11.0 rpg, 3.0 apg
Tristan Blackwood	CCSU	19.7 ppg, 4.7 apg, 10.3 PFG
Javier Mojica	CCSU	15.0 ppg, 9.0 rpg, 3.7 apg

Tournament Most Valuable Player

Javier Mojica	CCSU	15.0 ppg, 9.0 rpg, 3.7 apg
		25 points, 10 rebounds in title game

2006-07 Choice Hotels/ NEC Players of the Week

Nov. 13	Chris Weyhe, QU
Nov. 20	A.J. Jackson, RMU
Nov. 27	A.J. Jackson, RMU
Dec. 4	Javier Mojica, CCSU
Dec. 11	Joey Henley, SHU
Dec. 18	Tony Lee, RMU
Jan. 2	Tony Lee, RMU
Jan. 8	Manny Ubilla, FDU
Jan. 15	Victor Akinyanju, QU
Jan. 22	Jarrid Frye, SHU
Jan. 29	Tristan Blackwood, CCSU
Feb. 5	Andre Harris, FDU
Feb. 12	Javier Mojica, CCSU
Feb. 19	Obie Nwadike, CCSU
Feb. 26	Tristan Blackwood, CCSU

2006-07 Choice Hotels/ NEC Rookies of the Week

Nov. 13	Chauncey Hardy, SHU
Nov. 20	Jeremy Goode, MSM
Nov. 27	Devin Sweetney, SFPA
Dec. 4	Devin Sweetney, SFPA
Dec. 11	Chauncey Hardy, SHU
Dec. 18	Devin Sweetney, SFPA
Jan. 2	Jhamar Youngblood, MU
Jan. 8	Kelly Beidler, MSM
Jan. 15	Jeremy Goode, MSM
Jan. 22	Joe Seymore, CCSU
Jan. 29	Jeremy Goode, MSM
Feb. 5	Jaytornah Wisseh, LIU
Feb. 12	Jhamar Youngblood, MU
Feb. 19	Jhamar Youngblood, MU
Feb. 26	Devin Sweetney, SFPA

Final Standings

School	NEC	Pct.	Overall	Pct.	Streak	Home	Away	Neutral
1. Central Connecticut State*^	16-2	.889	22-12	.647	L1	13-4	9-4	0-4
2. Sacred Heart*	12-6	.667	18-14	.562	L1	11-2	6-11	1-1
3. Quinnipiac*	11-7	.611	14-15	.483	L1	9-5	5-10	0-0
4. Robert Morris*	9-9	.500	17-11	.607	L1	11-4	6-7	0-0
Fairleigh Dickinson*	9-9	.500	14-16	.467	L4	6-7	7-9	1-0
Mount St. Mary's*	9-9	.500	11-20	.355	L1	7-5	4-15	0-0
7. Wagner*	8-10	.444	11-19	.367	L2	7-7	4-12	0-0
8. Monmouth	7-11	.389	12-18	.400	L3	8-5	3-12	1-1
St. Francis (NY)*	7-11	.389	9-22	.290	L1	5-7	4-13	0-2
10. Long Island	6-12	.333	10-19	.345	L2	6-7	4-12	0-0
11. Saint Francis (PA)	5-13	.278	8-21	.276	W3	6-9	2-12	0-0

* NEC Tournament participants

^ NEC Tournament champion

NEC All-Conference Teams

Player of the Year

Javier Mojica	Central Connecticut State	G	6-3	180	Sr	Auburn, MA/Auburn
---------------	---------------------------	---	-----	-----	----	-------------------

Rookie of the Year

Jhamar Youngblood	Monmouth	G	6-1	190	Fr	Newark, NJ/St. Patrick's
-------------------	----------	---	-----	-----	----	--------------------------

Co-Defensive Players of the Year

Tristan Blackwood	Central Connecticut State	G	6-0	170	Jr	Toronto, Ontario/Eastern Commerce
Mychal Kearse	Mount St. Mary's	G	6-4	205	Sr	Charlotte, NC/Providence Day

Jim Phelan Coach of the Year

Howie Dickenman	Central Connecticut State
-----------------	---------------------------

2006-07 NEC Men's Basketball First Team All-Conference

Name	School	Pos	Ht	Wt	Yr	Hometown/High School
Tristan Blackwood	Central Connecticut State	G	6-0	170	Jr	Toronto, Ontario/Eastern Commerce
Jarrid Frye	Sacred Heart	G	6-3	190	Sr	Maspeth, NY/Mt. Luther
Andre Harris	Fairleigh Dickinson	F	6-8	233	Sr	Detroit, MI/Robichaud
Javier Mojica	Central Connecticut State	G	6-3	180	Sr	Auburn, MA/Auburn
Obie Nwadike	Central Connecticut State	F	6-4	224	Sr	Jersey City, NJ/St. Anthony's

2006-07 NEC Men's Basketball Second Team All-Conference

Name	School	Pos	Ht	Wt	Yr	Hometown/High School
DeMario Anderson	Quinnipiac	G	6-2	205	Jr	Oxon Hill, MD/Oxon Hill (Globe Institute, CCSU)
Robert Hines	St. Francis (NY)	F	6-5	250	Jr	Trenton, NJ/St. Patrick's (Arizona Western CC)
A.J. Jackson	Robert Morris	F	6-6	230	Sr	Monessen, PA/Monessen (E. Tennessee St.)
Tony Lee	Robert Morris	G	6-0	205	Jr	Boston, MA/Charlestown
James Williams	Long Island	G	5-10	180	Sr	DeSoto, TX/DeSoto

2006-07 NEC Men's Basketball All-Rookie Team

Name	School	Pos	Ht	Wt	Yr	Hometown/High School
Jeremy Goode	Mount St. Mary's	G	5-9	172	Fr	Charlotte, NC/Providence Day
Chauncey Hardy	Sacred Heart	G	6-0	170	Fr	Middletown, CT/Xavier
Devin Sweetney	Saint Francis (PA)	G/F	6-6	180	Fr	Washington, D.C./Riverdale Baptist
Jaytornah Wisseh	Long Island	G	6-1	180	Fr	Brooklyn, NY/Banneker Academy
Jhamar Youngblood	Monmouth	G	6-1	190	Fr	Newark, NJ/St. Patrick's

Central Connecticut State

Aaron Hall G 6-1 215 Syracuse, NY/Faith Heritage (St. Thomas More)

Played under former Blue Devil Jere Quinn at St. Thomas More last season, averaging 10.0 ppg and 5.0 rpg. He was a First Team All-State selection at Faith Heritage in 2005-06, averaging 24.0 ppg and 11.0 rpg. He was also a Second Team All-State selection as a junior.

Ken Horton F 6-6 190 Ossining, NY/Ossining

Horton averaged 23.0 ppg and 12.0 rpg as Ossining went 17-4 in his senior season and earned its first playoff victory in 10 years. He was named a *Journal News* First Team All-Star following his final season.

Tamir Johnson F 6-6 205 Philadelphia, PA/Imhotep

Averaged 9.0 ppg as a senior at Imhotep, which finished with a 22-8 record a year ago and 22-7 mark in his junior season. He was named to the *Daily News* Honorable Mention All-City Team.

Marcus Palmer F 6-6 215 Los Angeles, CA/Price (Eastern Arizona)

Palmer was an All-American at Eastern Arizona in 2006-07 and will have two years of eligibility at CCSU. He averaged 21.0 ppg and 7.0 rpg while being named First Team All-State and earning league Most Valuable Player honors. At Eastern Arizona, his team finished the regular season 23-6 overall and 18-6 in conference play as Palmer averaged 18.6 ppg and 7.5 rpg. Palmer played scholastically at Price High School in Los Angeles where he led his team to a 29-4 record and a state title in his senior year.

David Simmons F 6-4 200 Syracuse, NY/Henninger

Simmons was named First Team All-Central New York by the *Post-Standard* following a senior season in which he averaged 16.8 ppg and 12.3 rpg. He was an All-State selection by the New York State SportsWriter's Association in his junior and senior years. Henninger finished with an 18-5 record in his senior campaign and advanced to the Section III Class AA title game for the second consecutive season.

Shemik Thompson G 6-2 185 Milton, DE/Cape Henlopen

Thompson was a First Team All-State selection in Delaware out of Cape Henlopen where he averaged 16.1 ppg as a senior and 16.0 ppg as a junior. He was also a Third Team All-State selection in his junior season and an All-Conference selection at guard in each of his final two years.

Brian Wanamaker G 6-2 190 Philadelphia, PA/Roman Catholic

Wanamaker's Roman Catholic team, a squad that included twin brother Bradley, won the Catholic Championship in his final season. The team finished the year 29-3 and was ranked in several national polls. As a junior, Roman Catholic posted a 26-6 mark and advanced to the Catholic League finals. Wanamaker was named to the *Daily News* Honorable Mention All-City Team.

Jermaine Washington G 5-11 165 Philadelphia, PA/Imhotep

Washington averaged 13.3 ppg in his final year at Imhotep, which finished with a 22-8 record a year ago and 22-7 mark in his junior season. Washington was named to the *Daily News* Honorable Mention All-City Team.

Fairleigh Dickinson

John Galvin F 6-8 200 Weston, CT/Weston

Galvin graduated as Weston High School's all-time leading scorer with 1,902 points after leading the squad to its first ever SWC and State titles in 2006-07. For three years running, he was named First Team All-SWC, First Team All-State and selected to the *Connecticut Post* Super 15 All-Star Team. In 2006-07, he averaged 24.0 ppg and 15.0 rpg. Galvin was one of four Connecticut seniors to be nominated as a McDonald's All-American. He led the state in blocks (143) and rebounds (384), and was second with 679 points.

Anthony Jeune G 6-5 Englewood, NJ/Camden Catholic (will sit out 2007-08)

Averaged 17.0 ppg his senior year at Camden Catholic. Jeune was nominated for the McDonald's All-American game and named to the South Team for the annual New Jersey North-South game. He will be redshirting the 2007-08 season after sustaining a serious injury in February of his senior year.

Alvin Mofunanya F 6-8 245 Westampton, NJ/Dwight Morrow (St. Joseph's) (will sit out 2007-08)

A transfer from St. Joseph's, where he played in 39 games and shot 46 percent from the floor over two seasons, Mofunanya will sit out the 2007-08 season and have two years of eligibility remaining. He graduated from Dwight Morrow High School, where he averaged 18.9 ppg, 11.1 rpg and 5.2 bpg as a senior, helping to lead his team to a league championship. Mofunanya was named the team's MVP after Dwight Morrow reached the final four in both the state and county tournaments. He was an All-League selection in 2003 and 2004 and a two-time All-County selection.

Eric Moore G 6-1 190 Dover, NJ/St. Benedict's Prep (U. Of Buffalo) (will sit out 2007-08)

Moore, who will sit out 2007-08, will have two seasons of eligibility at FDU after transferring from Buffalo. Last season, he averaged 12.5 ppg and 2.3 rpg in 21 starts for the Bulls. He led the Mid-American Conference in three-point field goal production, averaging 2.68 per game and making a total of 75 on the year. Moore also set a school record at Buffalo by hitting 11 three-pointers in one game.

Jordan Stasyszyn G 6-3 Carlisle, PA/Carlisle

Stasyszyn led Carlisle with 24.0 ppg, 5.0 rpg and 4.0 apg in his senior year. He broke the school's single-game three-point record in the first round of the Blackhawk tournament in Pittsburgh when he recorded 10 treys. Stasyszyn finished his career with 1,634 points, third on the school's all-time list. He also tallied a single-season school record 110 three-pointers - to boost his Carlisle career record total to 297 - en-route to earning First team All-Conference honors in 2006-07.

Long Island

David Hicks G 6-1 Minneapolis, MN/South Kent School (CT)

Kyle Johnson G 6-3 Fr Ajax, Ontario/West Hill

Ronald Manigault G/F 6-4 New York, NY/City College of San Francisco

Manigault, who played at the City College of San Francisco last season, is a cousin legendary New York City basketball player Earl Manigault.

Alan Mozee G 6-1 Fr Oklahoma City, OK/Millwood

Long Island (cont.)

Ike Udanoh	F	6-7		Detroit, MI/Warren Woods-Tower
Nehemiah Weicks	G	5-11		Fullerton, CA/Fullerton College

Monmouth

George Barbour	F	6-7	220	Torrance, CA/Torrance
Nick Del Tufo	F	6-7	225	Mendham, NJ/Mendham
James Hett	G	5-10	175	Staten Island, NY/Monsignor Farrell
R.J. Rutledge	G/F	6-4	185	Baldwin, NY/Northfield Mount Herman Prep

Mount St. Mary's

Shawn Atupem F 6-7 195 Newport News, VA/Woodside
Atupem averaged 13.0 ppg and 9.0 rpg his senior season at Woodside. He was named to the Eastern Invitational Second Week All-Star Top-20 game and had career-highs of 25 points and 21 rebounds in a game last season.

Pierre Brown F 6-5 195 Williamsburg, VA/Jamestown
Brown averaged 18.1 ppg and 9.0 rpg for Jamestown as a senior. He helped lead his team to the Bay Rivers regular season and tournament titles and earned Player of the Year honors. Brown was named First Team All-Region I and Second Team All-State in Group AA. He also earned a spot in the Virginia High School All-Star game.

Jean Cajou G 6-3 180 Fairfax, VA/Paul VI
Averaged 14.0 ppg, 5.0 rpg and 2.0 spg in his senior year at Paul VI in 2005-06. He was named to the Virginia Independent Schools First Team for the second straight year while also collecting Second Team All-WCAC honors. Scored a career-high 29 points versus nationally-ranked DeMatha.

John Schwarz F 6-7 215 Baltimore, MD/Perry Hall
Averaged 19.0 ppg and 13.0 rpg for Perry Hall as a senior last season. He was selected First Team All-Baltimore County and Second Team All-Metro by the *Baltimore Sun* after leading the Baltimore Metro Area in rebounding while finishing fifth in scoring. He recorded career-highs of 42 points and 24 rebounds against Dulaney High School.

Danny Thompson F 6-7 205 Springdale, MD/C.H. Flowers
Thompson averaged 15.0 ppg and 11.0 rpg at C.H. Flowers in his senior year. He helped lead his team to a 20-4 record, the P.G. 4A League Title and a final ranking of 14 in the *Washington Post's* Top-20 poll. As a senior, Thompson was named All-P.G. County Second Team and All-Met honorable mention. He also played in the PG County All-Star game. During the season, Thompson recorded the second triple-double in C.H. Flowers history and set school records for blocks and rebounds in a game.

Quinnipiac

Evann Baker G 6-3 185 Washington, D.C./Archbishop Carroll (Maine Central Institute)
Averaged 22.0 ppg and 6.0 apg for Maine Central Institute and was named to the National Prep School Invitational All-Tournament Team last season. Prior to MCI, Baker played for Archbishop Carroll in Washington, D.C. In his final season, Baker was named the 2006 Gatorade Player of the Year for the D.C. area and was a *Washington Post* All-Metro Honorable Mention after averaging 19.5 ppg and 5.0 apg. He was also named to the 2006 Capital Classic District All-Stars. Baker originally signed a letter of intent to attend Wichita State but was granted a release after a coaching change.

Jeremy Baker G 6-2 180 Washington, D.C./Garden City CC
Baker led Garden City CC in 2006-07 with 3.3 apg while ranking 12th in the Jayhawk Community College Conference. He also averaged 7.1 ppg and 3.1 rpg.

Louis Brookins F 6-6 215 Silver Spring, MD/Springbrook (Maryland-Eastern Shore)
Brookins was a All-Montgomery County selection at Springbrook High School. He led Springbrook to a 24-4 record and a top-five ranking in the *Washington Post* Top-20 while advancing to the 4A State Championship. Brookins was named the team's Most Valuable Player and Most Improved Player after averaging 19.8 ppg and 9.0 rpg. He then played one year at Maryland Eastern-Shore, averaging 3.0 ppg, before sitting out the last two seasons.

Brian Crilley G 6-2 180 Holy Spirit, NJ/Holy Spirit

Jonathan Cruz F 6-7 210 Lawrence, MA/Central Catholic (URI)
Cruz will sit out the 2007-08 season after transferring from Rhode Island, where he started seven games and averaged 1.5 ppg as a freshman last season.

Ed Zajac C 6-9 230 Lindenhurst, NY/Lindenhurst (Cheshire Academy (CT))

Robert Morris

Bateko Francisco G 6-1 170 Paris, France/Fort Scott JC

In 2006-07, he led the KJCCC in scoring with 19.5 ppg and also added 5.5 rpg, 1.7 apg and 1.2 spg. On the season, Francisco shot 44.1 percent from the field and 74.7 percent from the free-throw line for a Fort Scott club that finished with an overall record of 19-12. He finished with the third highest single-game scoring total in the KJCCC in 2006-07 when he tallied 37 points in a 108-94 victory over Labette (3/3/07).

Khalif Foster G 6-3 210 Philadelphia, PA/Academy of the New Church

Averaged 18.1 ppg, 10.3 rpg, 2.9 apg and 2.1 spg for Academy of the New Church, which claimed the Pennsylvania Private School title and back-to-back Friends League championships. Foster finished his career as the all-time leading scorer for Academy of the New Church, compiling 1,322 points. He was a four-time All-Friends League selection and twice earned All-Philadelphia honors.

William Royal F 6-7 230 Harrisburg, PA/Harmony Community School

Competed at Harmony Community Prep School in Cincinnati, OH, where he averaged 17.3 ppg and 9.4 rpg in leading the Canes to an overall record of 40-4 and the Prep School National Championship in Washington, D.C. Prior to his enrollment at Harmony, Royal averaged 15.1 ppg and 10.2 rpg per game at Harrisburg High School. For those efforts he was named to the All-State first team and garnered "Big 15" accolades according to the *Harrisburg Sentinel*.

Gary Wallace G 6-3 185 Montclair, NJ/Seton Hall Prep

Wallace helped guide Seton Hall Prep to an overall record of 59-4 over the past two seasons and a pair of New Jersey Parochial A state championships as the team's point guard. He averaged 9.3 ppg, 5.5 apg and 4.3 rpg as a junior in 2005-06 and followed that up with a senior season in which he averaged 10.8 ppg, 5.9 apg and 4.6 rpg.

Sacred Heart

Mehmet Sahan F 6-9 245 Istanbul, Turkey/Tilton School

Mehmet averaged 15.0 ppg, 8.0 rpg and 2.0 assists this past season for Tilton. He also starred on the under-19 Turkish National Team that reached the semifinals of the 2007 European Championships.

Jerrell Thompson G 5-10 180 Plainfield, NJ/Plainfield

St. Francis (NY)

Ricky Cadell G 6-2 175 New York, NY/The Patterson School (NC)

Cadell finished his senior season averaging 15.0 ppg, 7.0 apg and 5.0 rpg for Patterson's powerhouse Prep team. The team finished its national schedule with a 26-4 record. His career-high was set last season when he scored 34 points versus Eldon Academy of Michigan.

Rocco Rubino G 6-3 170 Brooklyn, NY/Archbishop Molloy

Rubino was the sixth leading scorer in the CHSAA last season, averaging 15.0 ppg for Molloy. He netted a season-high of 31 points versus St. Francis of VA. Rubino was selected to the 2007 CHSAA 1st team. He helped the New York City Scholastic team to a gold medal in the Empire State Games last summer after finishing as the fourth leading scorer in the CHSAA, averaging 17.0 ppg en-route to 3rd team honors.

Lateef Willis G 5-8 Bronx, NY/Cardinal Hayes

Saint Francis (PA)

Sorena Orandi G 6-0 180 Vastra Frolunda, Gothenburg, Sweden/Solebury Prep

Orandi averaged 13.0 ppg, 5.0 apg, 4.0 rpg and 2.0 spg to help lead the Spartans to a first-place finish in the Trenton Christmas Tournament, where he was named the tournament MVP. He also led them to third-place finishes in the Independent School Championship and the Our Savior Tournament. Orandi also competed in cross country and track & field at Solebury, and took second place in last fall's Penn Jersey Cross Country Championship. In 2005, he played in Slovakia with the Under-18 Swedish National Team competing for the European Championship. He was a first team All-Swedish selection that year.

Wagner

Caleb Stratton G 6-2 175 Carlsbad, CA/La Costa Canyon

Jaren Haley G 5-10 160 Woodbridge, VA/Freedom

A 16.0 ppg scorer last season, he also led Freedom with just over 3.0 apg. Haley capped off his senior year by earning First Team All-District, Second Team All-Region and Honorable Mention All-Metro Team Honors. He ended his high school career with a school record 178 three-pointers and over 1,100 points, ranking second all-time at Freedom.

Clayfell Harris F 6-7 240 London, England/Bridgeton Academy (ME)

Clifton Spiller F 6-7 225 Absecon, NJ/Holy Spirit

Named team MVP and Second-Team All Cape Atlantic League as a senior at Holy Spirit. Averaged a double-double in 2006-07.

Brian Szczepanski C 6-11 270 Rochester, NY/Webster-Schroeder

Averaged a double-double as a junior and graduated as Webster-Schroeder's all-time blocked shots leader.



Summer Preview

Men's Composite Schedule*

2007-08 Men's Basketball

Friday, November 9 LONG ISLAND at Army MONMOUTH at Colgate Hartford at ST. FRANCIS (NY) WAGNER at Lafayette	TBA 7:00 pm 7:00 pm TBA
Saturday, November 10 MOUNT ST. MARY'S at George Washington Iona at ROBERT MORRIS SACRED HEART at Yale American at SAINT FRANCIS (PA)	TBA 7:00 pm 1:00 pm 7:00 pm
Sunday, November 11 CCSU at Princeton MONMOUTH at Seton Hall Hartford at QUINNIPIAC	2:00 pm 7:30 pm 4:00 pm
Monday, November 12 FAIRLEIGH DICKINSON at NIT Season Tip-Off (at Syracuse) FAIRLEIGH DICKINSON vs. Saint Joseph's LONG ISLAND at Notre Dame Army at SACRED HEART SAINT FRANCIS (PA) at Penn State	9:30 pm TBA 7:00 pm TBA
Tuesday, November 13 FAIRLEIGH DICKINSON at NIT Season Tip-Off (at Syracuse) FAIRLEIGH DICKINSON vs. Syracuse/Siena	TBA
Wednesday, November 14 Albany at CCSU QUINNIPIAC at Binghamton ROBERT MORRIS at Navy SACRED HEART at Hartford ST. FRANCIS (NY) at St. John's Morgan State at SAINT FRANCIS (PA) Manhattan at WAGNER	7:00 pm 7:00 pm TBA 7:00 pm 7:30 pm 7:00 pm TBA
Friday, November 16 FAIRLEIGH DICKINSON at Lafayette MONMOUTH at Paradise Jam (St. Thomas, US Virgin Islands) MONMOUTH vs. Notre Dame	TBA 8:30 pm
Saturday, November 17 New Hampshire at CCSU MONMOUTH at Paradise Jam (St. Thomas, US Virgin Islands) MONMOUTH vs. Baylor/Wichita State La Salle at MOUNT ST. MARY'S ST. FRANCIS (NY) at Maine Lehigh at SAINT FRANCIS (PA) WAGNER at St. Peter's	TBA 8:30 pm TBA 7:00 pm 7:00 pm TBA
Sunday, November 18 MONMOUTH at Paradise Jam (St. Thomas, US Virgin Islands) MONMOUTH vs. Baylor/Wichita State ROBERT MORRIS at Seton Hall SACRED HEART at Fairfield	8:30 pm TBA 7:00 pm
Monday, November 19 FAIRLEIGH DICKINSON at Rider MONMOUTH at Paradise Jam (St. Thomas, US Virgin Islands) MONMOUTH vs. Charlotte/Ga. Tech/Ill. Chicago/Winthrop	TBA TBA
Tuesday, November 20 CCSU at Binghamton Columbia at LONG ISLAND Maine at QUINNIPIAC SACRED HEART at St. John's William & Mary at WAGNER	7:00 pm 7:00 pm 7:00 pm TBA TBA
Wednesday, November 21 Hofstra at ST. FRANCIS (NY)	7:00 pm
Friday, November 23 Florida Atlantic at FAIRLEIGH DICKINSON ROBERT MORRIS at Philadelphia Classic ROBERT MORRIS vs. Drexel	TBA TBA
Saturday, November 24 LONG ISLAND at New Hampshire MOUNT ST. MARY'S at James Madison ROBERT MORRIS at Philadelphia Classic ROBERT MORRIS vs. Loyola (MD)/Howard ST. FRANCIS (NY) at Manhattan SAINT FRANCIS (PA) at La Salle Bucknell at WAGNER	TBA TBA TBA 7:00 pm TBA TBA
Sunday, November 25 CCSU at Lafayette FAIRLEIGH DICKINSON at St. John's Canisius at LONG ISLAND QUINNIPIAC at New Hampshire SACRED HEART at Albany	TBA TBA 2:00 pm 1:00 pm 3:00 pm
Monday, November 26 American at MOUNT ST. MARY'S	TBA
Wednesday, November 28 CCSU at La Salle LONG ISLAND at St. John's MONMOUTH at St. Peter's QUINNIPIAC at Lehigh Fairfield at ST. FRANCIS (NY) Youngstown State at SAINT FRANCIS (PA) WAGNER at Brown	7:00 pm TBA 7:00 pm 7:00 pm 7:00 pm 7:00 pm TBA
Thursday, November 29 ROBERT MORRIS at Florida International	TBA
Saturday, December 1 Lehigh at CCSU Hartford at LONG ISLAND Loyola (MD) at MOUNT ST. MARY'S SAINT FRANCIS (PA) at Bucknell WAGNER at Yale	2:00 pm 2:00 pm TBA TBA TBA
Sunday, December 2 SACRED HEART at MONMOUTH ROBERT MORRIS at Fordham Ohio at ST. FRANCIS (NY)	2:00 pm TBA 2:00 pm

Monday, December 3 MOUNT ST. MARY'S at Navy Brown at QUINNIPIAC	TBA 7:00 pm
Tuesday, December 4 Columbia at WAGNER	TBA
Wednesday, December 5 Central Michigan at ROBERT MORRIS	7:00 pm
Thursday, December 6 SACRED HEART at CCSU MONMOUTH at FAIRLEIGH DICKINSON LONG ISLAND at MOUNT ST. MARY'S ST. FRANCIS (NY) at QUINNIPIAC	7:00 pm 7:00 pm TBA 7:00 pm
Saturday, December 8 Penn at MONMOUTH MOUNT ST. MARY'S at CCSU FAIRLEIGH DICKINSON at LONG ISLAND SAINT FRANCIS (PA) at ROBERT MORRIS ST. FRANCIS (NY) at WAGNER	7:00 pm TBA TBA 7:00 pm TBA
Monday, December 10 Norfolk State at FAIRLEIGH DICKINSON ST. FRANCIS (NY) at Columbia	4:30 pm 7:00 pm
Tuesday, December 11 UMBC at CCSU MONMOUTH at Hartford	7:00 pm 7:00 pm
Thursday, December 13 Harvard at LONG ISLAND	7:00 pm
Saturday, December 15 Stony Brook at FAIRLEIGH DICKINSON Rider at MONMOUTH MOUNT ST. MARY'S at Maine ST. FRANCIS (NY) at Albany Lock Haven at SAINT FRANCIS (PA) Maryland-Eastern Shore at WAGNER	TBA 7:00 pm TBA 2:00 pm 7:00 pm TBA
Sunday, December 16 Delaware at CCSU QUINNIPIAC at Connecticut	1:00 pm 1:00 pm
Monday, December 17 ROBERT MORRIS at Youngstown State	7:05 pm
Tuesday, December 18 Winthrop at MOUNT ST. MARY'S SACRED HEART at Providence	TBA TBA
Wednesday, December 19 Dartmouth at QUINNIPIAC Canisius at ROBERT MORRIS Iona at SAINT FRANCIS (PA)	7:00 pm 7:00 pm 7:00 pm
Thursday, December 20 St. Peter's at LONG ISLAND	7:00 pm
Friday, December 21 Lafayette at MOUNT ST. MARY'S	TBA
Saturday, December 22 CCSU at UMass St. Peter's at FAIRLEIGH DICKINSON QUINNIPIAC at Vermont Harvard at SACRED HEART ST. FRANCIS (NY) at South Florida WAGNER at Loyola Marymount	TBA TBA 4:00 pm 12:00 pm TBA TBA
Sunday, December 23 Florida Atlantic at MONMOUTH	TBA
Friday, December 28 MONMOUTH at Lehigh SACRED HEART at Boston College ROBERT MORRIS at Duquesne SAINT FRANCIS (PA) at Arizona State	7:00 pm TBA TBA TBA
Saturday, December 29 Navy at ST. FRANCIS (NY) WAGNER at Kansas State	7:00 pm TBA
Sunday, December 30 CCSU at Vermont FAIRLEIGH DICKINSON at UNC-Charlotte LONG ISLAND at Central Florida Tournament LONG ISLAND vs. TBA Princeton at MONMOUTH Lafayette at ROBERT MORRIS Holy Cross at SACRED HEART	1:00 pm TBA TBA TBA 4:00 pm 7:00 pm 4:00 pm
Monday, December 31 LONG ISLAND at Central Florida Tournament LONG ISLAND vs. TBA Cornell at QUINNIPIAC	TBA 1:00 pm
Thursday, January 3 CCSU at WAGNER MOUNT ST. MARY'S at ST. FRANCIS (NY) QUINNIPIAC at SAINT FRANCIS (PA) MONMOUTH at ROBERT MORRIS	TBA 7:00 pm 7:00 pm 7:00 pm
Saturday, January 5 CCSU at ST. FRANCIS (NY) FAIRLEIGH DICKINSON at MOUNT ST. MARY'S ROBERT MORRIS at QUINNIPIAC WAGNER at SACRED HEART MONMOUTH at SAINT FRANCIS (PA)	4:00 pm TBA 12:00 pm TBA 7:00 pm
Monday, January 7 SACRED HEART at LONG ISLAND MOUNT ST. MARY'S at Oklahoma ROBERT MORRIS at Boston College	TBA TBA TBA
Thursday, January 10 SAINT FRANCIS (PA) at CCSU ROBERT MORRIS at FAIRLEIGH DICKINSON ST. FRANCIS (NY) at LONG ISLAND MOUNT ST. MARY'S at QUINNIPIAC WAGNER at MONMOUTH	7:00 pm TBA 7:00 pm 7:00 pm 7:00 pm

Saturday, January 12 LONG ISLAND at CCSU QUINNIPIAC at MONMOUTH SACRED HEART at ROBERT MORRIS ST. FRANCIS (NY) at FAIRLEIGH DICKINSON SAINT FRANCIS (PA) at WAGNER	TBA 7:00 pm 7:00 pm TBA TBA
Thursday, January 17 CCSU at MONMOUTH WAGNER at LONG ISLAND SAINT FRANCIS (PA) at MOUNT ST. MARY'S QUINNIPIAC at ST. FRANCIS (NY) FAIRLEIGH DICKINSON at SACRED HEART	7:00 pm TBA TBA 7:00 pm 7:00 pm
Saturday, January 19 FAIRLEIGH DICKINSON at CCSU LONG ISLAND at QUINNIPIAC SACRED HEART at MOUNT ST. MARY'S ROBERT MORRIS at SAINT FRANCIS (PA) MONMOUTH at ST. FRANCIS (NY)	TBA 4:00 pm TBA 7:00 pm 4:00 pm
Thursday, January 24 CCSU at ROBERT MORRIS FAIRLEIGH DICKINSON at MONMOUTH LONG ISLAND at SACRED HEART MOUNT ST. MARY'S at WAGNER ST. FRANCIS (NY) at SAINT FRANCIS (PA)	7:00 pm 7:00 pm TBA TBA 7:00 pm
Saturday, January 26 CCSU at SAINT FRANCIS (PA) MOUNT ST. MARY'S at LONG ISLAND QUINNIPIAC at SACRED HEART ST. FRANCIS (NY) at ROBERT MORRIS WAGNER at FAIRLEIGH DICKINSON	7:00 pm TBA 4:00 pm 7:00 pm TBA
Thursday, January 31 LONG ISLAND at WAGNER ST. FRANCIS (NY) at MOUNT ST. MARY'S SAINT FRANCIS (PA) at QUINNIPIAC ROBERT MORRIS at MONMOUTH SACRED HEART at FAIRLEIGH DICKINSON	TBA 7:00 pm 7:00 pm 7:00 pm TBA
Saturday, February 2 WAGNER at CCSU QUINNIPIAC at FAIRLEIGH DICKINSON MONMOUTH at LONG ISLAND ROBERT MORRIS at MOUNT ST. MARY'S SACRED HEART at ST. FRANCIS (NY)	TBA TBA 4:00 pm TBA 4:00 pm
Thursday, February 7 CCSU at QUINNIPIAC LONG ISLAND at SAINT FRANCIS (PA) WAGNER at MOUNT ST. MARY'S FAIRLEIGH DICKINSON at ROBERT MORRIS MONMOUTH at SACRED HEART	7:00 pm 7:00 pm TBA 7:00 pm 7:00 pm
Saturday, February 9 ST. FRANCIS (NY) at CCSU LONG ISLAND at ROBERT MORRIS MOUNT ST. MARY'S at MONMOUTH WAGNER at QUINNIPIAC FAIRLEIGH DICKINSON at SAINT FRANCIS (PA)	TBA 7:00 pm 7:00 pm 12:00 pm 7:00 pm
Thursday, February 14 ROBERT MORRIS at CCSU QUINNIPIAC at LONG ISLAND MOUNT ST. MARY'S at FAIRLEIGH DICKINSON SACRED HEART at WAGNER SAINT FRANCIS (PA) at ST. FRANCIS (NY)	7:00 pm 7:00 pm TBA TBA 7:00 pm
Saturday, February 16 CCSU at LONG ISLAND QUINNIPIAC at MOUNT ST. MARY'S ROBERT MORRIS at ST. FRANCIS (NY) SAINT FRANCIS (PA) at SACRED HEART MONMOUTH at WAGNER	2:00 pm 7:00 pm 4:00 pm TBA TBA
Thursday, February 21 CCSU at FAIRLEIGH DICKINSON MOUNT ST. MARY'S at ROBERT MORRIS MONMOUTH at QUINNIPIAC ST. FRANCIS (NY) at SACRED HEART WAGNER at SAINT FRANCIS (PA)	TBA 7:00 pm 7:00 pm 7:00 pm 7:00 pm
Saturday, February 23 LONG ISLAND at MONMOUTH MOUNT ST. MARY'S at SAINT FRANCIS (PA) SACRED HEART at QUINNIPIAC WAGNER at ROBERT MORRIS FAIRLEIGH DICKINSON at ST. FRANCIS (NY)	7:00 pm 7:00 pm 12:00 pm 7:00 pm 4:00 pm
Thursday, February 28 QUINNIPIAC at CCSU LONG ISLAND at ST. FRANCIS (NY) ROBERT MORRIS at SACRED HEART SAINT FRANCIS (PA) at MONMOUTH FAIRLEIGH DICKINSON at WAGNER	7:00 pm 7:00 pm 7:00 pm 7:00 pm TBA
Saturday, March 1 CCSU at SACRED HEART ROBERT MORRIS at LONG ISLAND MONMOUTH at MOUNT ST. MARY'S QUINNIPIAC at WAGNER SAINT FRANCIS (PA) at FAIRLEIGH DICKINSON	TBA TBA TBA 7:00 pm TBA
Thursday, March 6 NEC Tournament Quarterfinals at Higher Seeds	TBA
Sunday, March 9 NEC Tournament Semifinals at Higher Seeds	TBA
Wednesday, March 12 NEC Championship at Higher Seed	7:30 pm

* All times local. Schedule is tentative!
Dates & times will change due to television considerations.

2007-08 NEC Basketball

Summer Preview



Central Connecticut State *Blue Devils*

2006-07: 22-12 Overall, 16-2 NEC

2007-08 Schedule

N 11	at Princeton	2:00 pm
N 14	Albany	7:00 pm
N 17	New Hampshire	TBA
N 20	at Binghamton	7:00 pm
N 25	at Lafayette	TBA
N 28	at La Salle	7:00 pm
D 1	Lehigh	2:00 pm
D 6	SACRED HEART	7:00 pm
D 8	MOUNT ST. MARY'S	TBA
D 11	UMBC	7:00 pm
D 16	Delaware	1:00 pm
D 22	at UMass	TBA
D 30	at Vermont	1:00 pm
J 3	at WAGNER	TBA
J 5	at ST. FRANCIS (NY)	4:00 pm
J 10	SAINT FRANCIS (PA)	7:00 pm
J 12	LONG ISLAND	TBA
J 17	at MONMOUTH	7:00 pm
J 19	FAIRLEIGH DICKINSON	TBA
J 24	at ROBERT MORRIS	7:00 pm
J 26	at SAINT FRANCIS (PA)	7:00 pm
F 2	WAGNER	TBA
F 7	at QUINNIPIAC	7:00 pm
F 9	ST. FRANCIS (NY)	TBA
F 14	ROBERT MORRIS	7:00 pm
F 16	at LONG ISLAND	2:00 pm
F 21	at FAIRLEIGH DICKINSON	TBA
F 28	QUINNIPIAC	7:00 pm
M 1	at SACRED HEART	TBA
NEC Tournament (all games at higher seed)		
M 6	Quarterfinals	
M 9	Semifinals	
M 12	Championship	

Schedule is tentative. NEC games in CAPS.

2006-07 Results

John Thompson Challenge (at Michigan)		
N 10	vs. Michigan	L 40-60
N 11	vs. Eastern Michigan	L 69-76
N 12	vs. Davidson	L 64-91
N 18	at New Hampshire	W 73-66
N 25	St. Bonaventure	L 57-60
N 29	ST. FRANCIS (NY)	W 77-64
D 2	at Lehigh	L 52-55
D 6	Delaware	W 63-60
D 9	vs. Massachusetts (at Mohegan Sun)	L 66-79
D 14	Harvard	L 65-72
D 16	La Salle	L 73-86
D 28	Vermont	L 48-55
D 30	at UMBC	W 66-52
J 4	at SAINT FRANCIS (PA)	W 80-61
J 6	at ROBERT MORRIS	L 48-64
J 13	at MOUNT ST. MARY'S	W 71-63
J 15	LONG ISLAND	W 61-48
J 18	FAIRLEIGH DICKINSON	W 60-56
J 20	MONMOUTH	W 49-46
J 25	at ST. FRANCIS (NY)	W 69-61
J 27	SACRED HEART	W 103-96 (OT)
J 29	at QUINNIPIAC	W 65-54
F 1	MOUNT ST. MARY'S	W 74-62
F 5	at LONG ISLAND	W 96-75
F 10	QUINNIPIAC	W 94-71
F 12	at SACRED HEART	W 80-66
F 15	at MONMOUTH	W 70-65
F 17	at FAIRLEIGH DICKINSON	L 60-66
F 22	ROBERT MORRIS	W 88-86
F 26	WAGNER	W 79-54
NEC Tournament (all games at higher seed)		
M 1	#8 St. Francis (NY)	W 79-61
M 4	#5 Mount St. Mary's	W 74-68
M 7	#2 Sacred Heart	W 74-70
NCAA Tournament - First Round At Lexington, KY		
M 15	vs. #1 Ohio State	L 57-78

NEC Games in CAPS

CCSU Quick Facts

Administration

Location: New Britain, CT
Founded: 1849
Enrollment: 12,000
Nickname: Blue Devils
Colors: Blue & White
Home Court/Capacity:
 William H. Detrick Gymnasium/2,654

Personnel

President: Dr. John W. Miller
Faculty Representative:
 Dr. Paul Resetarits
Athletic Director: Charles "C.J." Jones
SWA: Amy Strickland

Sports Information

SID: Tom Pincince
SID Phone: (860) 832-3089
SID Fax Line: (860) 832-3084
SID E-mail: pincinet@ccsu.edu
Press Row Phone: (860) 832-3099
Hotline: (860) 832-BLUE
CCSU Website:
www.ccsubluedevils.com

Coaching Staff

Head Coach: Howie Dickenman
Alma Mater/Year: CCSU/1970
Record at CCSU/Years: 178-145/11
Overall Record/Years: 178-145/11
Assistant Coaches:
 Steve Curran, Kevin Papacs, Victor Payne
Basketball Office Phone: (860) 832-3053

Basketball Information

2006-07 Record: 22-12
NEC Record/Finish: 16-2/1st
NEC Tournament Finish:
 Defeated SHU in title game
Starters Returning/Lost: 2/3
Letterman Returning/Lost: 3/6

CCSU Roster

No	Player	Pos	Ht	Wt	Yr	Hometown/High School or Previous College
1	Dannie Powell	G	6-0	175	Sr	Stratford, CT/Carl Albert JC
32	Joe Seymore*	G	6-3	185	So	Newark, DE/Hodgson
35	Tristan Blackwood*	G	6-0	170	Sr	Toronto, Canada/Eastern Commerce

Newcomers

Aaron Hall	G	6-1	215	Fr	Syracuse, NY/Faith Heritage (St. Thomas More)
Ken Horton	F	6-6	190	Fr	Ossining, NY/Ossining
Tamir Johnson	F	6-6	205	Fr	Philadelphia, PA/Imhotep
Marcus Palmer	F	6-6	215	Jr	Los Angeles, CA/Price (Eastern Arizona)
David Simmons	F	6-4	200	Fr	Syracuse, NY/Henninger
Shemik Thompson	G	6-2	185	Fr	Milton, DE/Cape Henlopen
Brian Wanamaker	G	6-2	190	Fr	Philadelphia, PA/Roman Catholic
Jermaine Washington	G	5-11	165	Fr	Philadelphia, PA/Imhotep

Key Losses

5	Obie Nwadike#	F	6-4	224
22	Jemino Sober#	F	6-7	245
44	Javier Mojica#	G	6-3	180
50	Ingo Beaudet	C	6-11	249

* Starter Returning # Starter Lost

CCSU Leading Active...

Scorers

Tristan Blackwood	1,114	2004-07
Joe Seymore	255	2006-07
Dannie Powell	78	2006-07

Assists

Tristan Blackwood	351	2004-07
Dannie Powell	45	2006-07
Joe Seymore	38	2006-07

Rebounders

Tristan Blackwood	214	2004-07
Joe Seymore	72	2006-07
Dannie Powell	45	2006-07

Three-Pointers

Tristan Blackwood	223	2004-07
Joe Seymore	66	2006-07



Starters Returning: 2/5 Letterwinners Returning: 3/9

2007-08 Preview

It was a fitting end to the **Central Connecticut State** careers of four-year letterwinners Javier Mojica and Obie Nwadike, the duo hoisting the NEC trophy high over their heads at Detrick Gymnasium after downing in-state rival Sacred Heart to win the third conference title in program history last March. Mojica, the former walk-on and 2006-07 NEC Player of the Year, and Nwadike, the undersized power forward with nearly 1,000 career-rebounds, formed the heart-and-soul of a poised and mature Blue Devil team that fought through some early hiccups - CCSU started the year 3-9 in non-conference play - to produce one of the greatest regular seasons in NEC annals with a 16-2 league slate. Named Jim Phelan Coach of the Year by his peers for a record fourth time a year ago, head coach Howie Dickenman has always squeezed every bit of potential out of his teams, turning CCSU into a consistent winner with the Blue Devils averaging 18.4 victories over the last nine years, including three 20+ win seasons. Now in his 12th year, Dickenman faces one of his greatest coaching challenges, trying to find the magic touch with a team that features a near complete roster turnover with just three returning players joined by eight newcomers. All three returnees are in the backcourt, led by senior standout Tristan Blackwood, a first team NEC all-star and one of the most complete players in the conference. Tabbed the NEC Co-Defensive Player of the Year last season, Blackwood also emerged as one of the most lethal long range shooters in the country. With 122 three-pointers, the six-footer established a new conference single-season standard and ranked fourth nationally with 3.6 made per contest. Blackwood also matched a 16-year old NEC mark by converting ten shots from outside of the arc in a win over Robert Morris in February. He led the league and finished fourth nationally in free throw shooting (.924), and ranked in the NEC top-10 in scoring (17.1 ppg, second), assists (4.1 apg, sixth) and assist-to-turnover ratio (1.33, seventh). As the team rallies around Blackwood, CCSU's lone multiple letterwinner, he will continue to serve as mentor to guards Joe Seymore and Dannie Powell. The 6'3" Seymore started 22 games and averaged 7.5 ppg for the Blue Devils as a freshman, displaying a sweet southpaw stroke from the outside. He paced all NEC freshman with 66 trifectas, including four of his trademark rainbows in CCSU's first round NCAA game against Ohio State. A tenacious on-the-ball defender, Powell (2.4 ppg) served as Blackwood's backup last season. The senior played a critical role down the stretch in the Blue Devils' title win over Sacred Heart, slashing into the paint for the go-ahead layup with three minutes to play and adding a key rebound and assist down the stretch. With Dickenman forced to rebuild his frontcourt from scratch and add depth to his backcourt, the bevy of newcomers will face a steep learning curve this season. Of the eight new faces, all are freshman except for 6'6" forward Marcus Palmer, a Los Angeles native and transfer from Eastern Arizona College. Palmer was named an NJCAA All-American last season after he averaged 21.0 ppg and 7.0 rpg. He will be joined up front by forwards David Simmons, Ken Horton and Tamir Johnson. Simmons, at 6'4", starred at Henninger in Syracuse, NY where he tallied 16.8 ppg and 12.3 rpg en-route to All-State honors. The 6'6" Horton also averaged a double-double at New York's Ossining High School with 23.0 ppg and 12.0 rpg. One of three Philadelphia recruits, the 6'6" Johnson was an Honorable Mention All-City player as a senior at Imhotep, where he teamed with fellow newcomer and Honorable Mention honoree Jermaine Washington, a 5'11" guard who averaged 13.3 ppg. The third recruit out of the City of Brotherly Love is 6'2" guard Brian Wanamaker, who played at national power Roman Catholic and was also named to the Philadelphia Honorable Mention squad. Rounding out the newcomers are 6'1 Aaron Hall and 6'2" Shemik Thompson. Hall prepped at St. Thomas More in 2006-07, a year after earning All-State plaudits at Faith Heritage in Syracuse. Thompson was chosen first team All-State in Delaware following a 16.1 ppg campaign as a senior at Cape Henlopen.

2006-07 Overall Statistics

##	Player	GP	GS	Min	Avg	-----TOTAL-----			-----3-PTS-----			-----REBOUNDS-----														
						FG	FGA	Pct	3FG	FGA	Pct	FT	FTA	Pct	Off	Def	Tot	Avg	PF	FO	A	TO	Blk	Stl	Pts	Avg
35	BLACKWOOD, Tristan	34	34	1243	36.6	182	464	.392	122	314	.389	97	105	.924	29	56	85	2.5	65	0	140	105	1	42	583	17.1
44	MOJICA, Javier	34	34	1233	36.3	204	455	.448	71	175	.406	92	122	.754	63	178	241	7.1	82	2	108	87	8	52	571	16.8
5	NWADIKE, Obie	31	30	1061	34.2	128	270	.474	0	1	.000	191	251	.761	136	195	331	10.7	99	2	43	80	1	33	447	14.4
22	SOBERS, Jemino	34	33	1060	31.2	119	230	.517	0	0	.000	67	102	.657	67	119	186	5.5	102	3	36	68	78	24	305	9.0
32	SEYMORE, Joe	34	22	949	27.9	89	230	.387	66	177	.373	11	19	.579	15	57	72	2.1	61	0	38	42	10	21	255	7.5
1	POWELL, Dannie	33	11	517	15.7	28	67	.418	0	4	.000	22	48	.458	10	35	45	1.4	41	0	45	48	0	21	78	2.4
33	WINTERS, Chris	19	5	285	15.0	13	40	.325	1	11	.091	8	19	.421	13	33	46	2.4	32	0	6	8	12	3	35	1.8
50	BEAUDET, Ingo	30	0	251	8.4	15	30	.500	0	0	.000	4	9	.444	14	25	39	1.3	38	0	4	8	5	2	34	1.1
3	MYERS, Jeremy	29	1	190	6.6	10	25	.400	2	6	.333	10	13	.769	6	17	23	0.8	20	0	4	14	0	6	32	1.1
42	REDZIC, Alen	7	0	35	5.0	2	11	.182	0	0	.000	0	0	.000	2	7	9	1.3	4	0	0	5	0	0	4	0.6
TM	TEAM														46	57	103	3.1	0				16			
	Total	34				790	1822	.434	262	688	.381	502	688	.730	401	779	1180	34.7	544	7	424	481	115	204	2344	68.9
	Opponents	34				831	1880	.442	220	654	.336	365	552	.661	378	737	1115	32.8	622	-	443	470	107	232	2247	66.1

2006-07 NEC Statistics

##	Player	GP	GS	Min	Avg	-----TOTAL-----			-----3-PTS-----			-----REBOUNDS-----														
						FG	FGA	Pct	3FG	FGA	Pct	FT	FTA	Pct	Off	Def	Tot	Avg	PF	FO	A	TO	Blk	Stl	Pts	Avg
35	BLACKWOOD, Tristan	18	18	665	36.9	109	252	.433	73	173	.422	69	72	.958	11	36	47	2.6	40	0	81	51	0	22	360	20.0
44	MOJICA, Javier	18	18	664	36.9	107	222	.482	36	90	.400	66	87	.759	36	85	121	6.7	42	0	51	43	4	28	316	17.6
05	NWADIKE, Obie	18	18	621	34.5	75	161	.466	0	0	.000	119	157	.758	75	126	201	11.2	59	1	23	51	0	18	269	14.9
22	SOBERS, Jemino	18	17	576	32.0	68	120	.567	0	0	.000	31	52	.596	33	60	93	5.2	49	0	21	36	36	12	167	9.3
32	SEYMORE, Joe	18	17	603	33.5	52	126	.413	36	92	.391	6	13	.462	12	34	46	2.6	34	0	25	23	9	15	146	8.1
50	BEAUDET, Ingo	17	0	181	10.6	11	21	.524	0	0	.000	3	6	.500	9	20	29	1.7	27	0	3	6	5	2	25	1.5
01	POWELL, Dannie	18	1	183	10.2	7	19	.368	0	3	.000	6	15	.400	3	12	15	0.8	23	0	13	18	0	8	20	1.1
03	MYERS, Jeremy	15	0	74	4.9	2	7	.286	0	0	.000	10	13	.769	2	8	10	0.7	9	0	1	6	0	1	14	0.9
33	WINTERS, Chris	7	1	58	8.3	3	7	.429	0	1	.000	1	4	.250	0	8	8	1.1	10	0	2	3	4	1	7	1.0
TM	TEAM														19	34	53	3.1	0				8			
	Total	18				434	935	.464	145	359	.404	311	419	.742	200	423	623	34.6	293	1	220	245	58	107	1324	73.6
	Opponents	18				427	1004	.425	116	364	.319	188	296	.635	215	369	584	32.4	363	-	213	255	58	122	1158	64.3

2007-08 NEC Basketball

Summer Preview



Fairleigh Dickinson

Knights

2006-07: 14-16 Overall, 9-9 NEC

2007-08 Schedule

	at NIT Season Tip-Off (at Syracuse)	
N 12	vs. Saint Joseph's	9:30 pm
N 13	vs. Syracuse/Siena	TBA
N 16	at Lafayette	TBA
N 19	at Rider	TBA
N 23	Florida Atlantic	TBA
N 25	at St. John's	TBA
D 6	MONMOUTH	7:00 pm
D 8	at LONG ISLAND	TBA
D 10	Norfolk State	4:30 pm
D 15	Stony Brook	TBA
D 22	St. Peter's	TBA
D 30	at Charlotte	TBA
J 5	at MOUNT ST. MARY'S	TBA
J 10	ROBERT MORRIS	TBA
J 12	ST. FRANCIS (NY)	TBA
J 17	at SACRED HEART	7:00 pm
J 19	at CCSU	TBA
J 24	at MONMOUTH	7:00 pm
J 26	WAGNER	TBA
J 31	SACRED HEART	TBA
F 2	QUINNIPIAC	4:00 pm
F 7	at ROBERT MORRIS	7:00 pm
F 9	at SAINT FRANCIS (PA)	7:00 pm
F 14	MOUNT ST. MARY'S	TBA
F 21	CCSU	TBA
F 23	at ST. FRANCIS (NY)	4:00 pm
F 28	at WAGNER	TBA
M 1	SAINTE FRANCIS (PA)	TBA
	NEC Tournament (all games at higher seed)	
M 6	Quarterfinals	
M 9	Semifinals	
M 12	Championship	

Schedule is tentative. NEC games in CAPS.

2006-07 Results

N 14	at Providence	L 71-96
N 18	at Seton Hall	W 76-71
N 21	at St. Peter's	W 72-65
N 28	UW-Green Bay	L 67-76
D 2	Canisius	W 85-83 (2 OT)
D 5	at Drexel	L 58-80
D 9	at QUINNIPIAC	W 80-75
D 11	Mercy	W 86-59
D 16	at Stony Brook	L 58-82
D 22	Rider	L 72-74
	College of Charleston Tournament	
D 29	vs. IUPUI	W 61-58
D 30	at Charleston	L 67-71
J 6	WAGNER	W 96-95 (OT)
J 11	SAINTE FRANCIS (PA)	W 91-84
J 13	ROBERT MORRIS	L 66-70
J 18	at CCSU	L 56-60
J 20	at LONG ISLAND	W 74-73
J 25	QUINNIPIAC	L 63-64
J 27	at MOUNT ST. MARY'S	L 65-74
J 30	at SACRED HEART	W 91-88
F 1	at ROBERT MORRIS	W 84-79
F 5	MONMOUTH	W 64-63
F 9	ST. FRANCIS (NY)	L 69-71
F 12	at MONMOUTH	W 84-71
F 15	LONG ISLAND	L 75-80
F 17	CCSU	W 66-60
F 20	SACRED HEART	L 82-86
F 24	at WAGNER	L 63-91
F 26	at ST. FRANCIS (NY)	L 69-72
	NEC Tournament (all games at higher seed)	
M 1	at #3 Quinnipiac	L 77-78

NEC Games in CAPS

FDU Quick Facts

Administration

Location: Teaneck, NJ
Founded: 1942
Enrollment: 5,080
Nickname: Knights
Colors: Burgandy & Blue
Home Court/Capacity:
 Rothman Center/5,000

Personnel

President: Dr. J. Michael Adams
Faculty Representative: Richard Panicucci
Athletic Director: David Langford
SWA: Ann Gulino

Sports Information

SID: Sara Naggar
SID Phone: (201) 692-2204
SID Fax Line: (201) 692-9361
SID E-mail: snaggar@fdu.edu
Press Row Phone: (201) 692-9552
FDU Website:
 www.fduknights.com

Basketball Information

2006-07 Record: 14-16
NEC Record/Finish: 9-9/4th-tie
NEC Tournament Finish:
 Lost in quarterfinals to QU
Starters Returning/Lost: 2/3
Letterman Returning/Lost: 8/5

Coaching Staff

Head Coach: Tom Green
Alma Mater/Year: Syracuse/1971
Record at FDU/Years: 392-308/24
Overall Record/Years: 392-308/24
Associate Head Coach: Ron Brown
Assistant Coaches: Damari Riddick, Jared Stephans
Basketball Office Phone: (201) 692-9063

FDU Roster

No	Player	Pos	Ht	Wt	Yr	Hometown/High School or Previous College
12	Michael Blackgrove	G	6-1	180	So	River Vale, NJ/Pascack Valley
15	Cameron Tyler*	G	6-0	190	Jr	Jamaica, NY/Cardozo (Notre Dame Prep (MA))
21	Bernell Murray	G	5-9	173	Sr	Stillwater, OK/Stillwater
22	Manny Ubilla*	G	6-2	185	Sr	Freehold, NJ/Freehold (Lackawanna CC)
30	Sean Baptiste	G	6-3	185	So	North Brunswick, NJ/St. Joseph's of Metuchen
33	Eric Hazard	F	6-6	213	Sr	Long Branch, NJ/St. Benedict's
35	Lawrence Brown	C	7-0	210	So	Portsmouth, England/Portsmouth (Millersburg Military Institute)
50	Brian Lytle	F	6-4	225	So	Union, NJ/St. Peter's

Newcomers

John Galvin	F	6-8	200	Weston, CT/Weston
Anthony Jeune	G	6-5		Englewood, NJ/Camden Catholic (will sit out 2007-08)
Alvin Mofunanya	F	6-8	245	Westampton, NJ/Dwight Morrow (St. Joseph's) (will sit out 2007-08)
Eric Moore	G	6-1	190	Dover, NJ/St. Benedict's Prep (U. of Buffalo) (will sit out 2007-08)
Jordan Staszyszyn	G	6-3		Carlisle, PA/Carlisle

Key Losses

00	Andre Harris#	F	6-7	228
30	Michael Peeples#	F	6-6	205
55	Jordan Ingram#	F	6-7	210

* Starter Returning # Starter Lost

FDU Leading Active...

Scorers

Cameron Tyler	574	2005-07
Bernell Murray	391	2004-07
Manny Ubilla	357	2006-07
Eric Hazard	208	2005-07
Sean Baptiste	132	2006-07

Rebounders

Cameron Tyler	173	2005-07
Bernell Murray	166	2004-06
Manny Ubilla	130	2006-07
Eric Hazard	90	2005-07
Sean Baptiste	62	2006-07

Assists

Cameron Tyler	214	2005-07
Bernell Murray	180	2004-07
Manny Ubilla	87	2006-07
Eric Hazard	25	2005-07
Sean Baptiste	5	2006-07

Three-Pointers

Bernell Murray	79	2004-07
Manny Ubilla	63	2006-07
Eric Hazard	52	2005-07
Cameron Tyler	27	2005-07
Sean Baptiste	9	2006-07



Starters Returning: 2/5

Letterwinners Returning: 8/13

2007-08 Preview

With 25th year head coach Tom Green at the helm of the Fairleigh Dickinson program, one thing is for certain: regardless of the team's roster turnover from year-to-year, it is impossible to dismiss the Knights as a contender in the NEC. Despite losing a pair of all-stars and a dominating big man, the Knights quickly regrouped last season, scoring a non-conference win at Seton Hall in November. During league play, FDU stayed near the top of the standings for much of the season before fading somewhat down the stretch to finish tied for fourth in the NEC. Green, the winningest coach in conference history, will face a new set of challenges this coming season with the departure of first team all-NEC forward Andre Harris and do-everything swingman Michael Peoples, who combined for nearly 31 points per outing a year ago. If Green has any chance at adding to his league record four NEC titles, it will hinge on his ability to incorporate yet another fresh set of faces into the rotation. Carrying the load for the Knights will be the sterling backcourt of junior Cameron Tyler and senior Manny Ubilla. Tyler blossomed in his sophomore year into one of the top point guards in the conference. His ability to draw defenders with his athletic attacks to the hoop created open shots for teammates - Ubilla in particular - and made for some stunning scoring flurries for the 6'0" New York City product. Tyler finished second on the club with 14.3 ppg, added 4.4 rpg and finished third in the conference with 5.1 apg. Ubilla stepped right into a feature role for the Knights last season, averaging 11.9 ppg, 4.3 rpg and 2.9 apg, while displaying a deadly touch on the outside. He hit 63 three-pointers and made 39.6 percent of his attempts on the year to rank in the NEC top-ten in both categories. Ubilla, a 6'3" catch-and-shoot specialist, hit a number of big shots on the year, including a dagger at the buzzer to stop Garden State rival Monmouth in a televised game last February. Reinforcing the backcourt for FDU is veteran Bernell Murray and sophomore Sean Baptiste. A dependable point guard, Murray (3.7 ppg) has a tremendous amount of big-game experience and as a senior is the last link to the Knights' 2005 NEC Championship team. A physical player who is unafraid of contact and can get to the line, Baptiste (4.6 ppg) was a valuable contributor off the bench for the Knights in 2006-07. With the loss of Harris and Peoples, along with starting center Jordan Ingram, Green will have to retool a front line headed by 6'6" senior Eric Hazard. One of the league's best at spotting up from the three-point stripe, Hazard (5.3 ppg) provided instant offense off the bench last year, but could be moved into a more prominent role this coming season. The Jersey native made nearly 80 percent of his shots from long range and his 41.2 percent conversion rate ranked fourth in the NEC. Look for sophomore forward Bryan Lytle and 7'0" English import Lawrence Brown, a sophomore center, to crack the rotation as well. While Green added five to members to the Knights' cast in the offseason, he was clearly looking toward the future with his additions. Three of the recruits are New Jersey products who will sit out the 2007-08 season, including 6'1" junior guard Eric Moore, who averaged 12.5 ppg, 2.3 apg and buried 75 three-pointers in 21 starts for Buffalo a year ago. He led the Mid-American Conference in three-point field goal production, averaging 2.7 per game. Another transfer who will sit out this year is burly 6'8" forward Alvin Mofunanya, who played two years at Saint Joseph's. Freshman guard Anthony Jeune contributed 17.0 ppg his senior year at Camden Catholic, but will be redshirt in 2007-08 after sustaining serious injury in February. Freshman John Galvin, a 6'8" forward, will immediately bolster the frontcourt after a terrific scholastic career at Weston (CT), where he earned All-State status last season and graduated as the school's all-time leading scorer with 1,902 points. In 2006-07, he averaged 24.0 ppg and 15.0 rpg. Freshman Jordan Staszyn, a 6'3" shooting guard, will give the Knights yet another three-point marksman. As a senior at Carlisle (PA), he hit 10 treys in a playoff game and 110 on the year as he averaged 24.0 ppg.

2006-07 Overall Statistics

##	Player	GP	GS	Min	Avg	-----TOTAL-----			-----3-PTS-----			-----REBOUNDS-----				PF	FO	A	TO	Blk	Stl	Pts	Avg			
						FG	FGA	Pct	3FG	FGA	Pct	FT	FTA	Pct	Off									Def	Tot	Avg
00	HARRIS, Andre	30	30	1098	36.6	227	463	.490	10	32	.312	99	145	.683	74	150	224	7.5	85	1	41	80	37	41	563	18.8
15	TYLER, Cameron	30	30	975	32.5	147	331	.444	21	79	.266	113	165	.685	32	101	133	4.4	66	0	153	119	1	16	428	14.3
01	PEEPLES, Michael	30	30	966	32.2	124	308	.403	27	105	.257	83	104	.798	74	95	169	5.6	84	1	31	39	21	26	358	11.9
22	UBILLA, Manny	30	19	899	30.0	117	286	.409	63	159	.396	60	83	.723	24	106	130	4.3	46	0	87	60	9	51	357	11.9
33	HAZARD, Eric	30	0	547	18.2	52	123	.423	40	97	.412	14	24	.583	23	47	70	2.3	51	1	17	23	4	4	158	5.3
30	BAPTISTE, Sean	29	0	368	12.7	46	118	.390	9	33	.273	31	48	.646	24	38	62	2.1	41	0	5	11	4	14	132	4.6
10	MURRAY, Bernell	30	11	512	17.1	37	121	.306	22	87	.253	14	19	.737	6	32	38	1.3	63	1	45	39	2	28	110	3.7
54	INGRAM, Jordan	30	30	511	17.0	22	49	.449	2	9	.222	9	13	.692	61	47	108	3.6	70	0	8	18	19	6	55	1.8
50	LYTLE, Brian	20	0	140	7.0	7	19	.368	0	0	.000	5	10	.500	11	8	19	0.9	17	0	0	4	1	4	19	0.9
24	INGRAM, Kyle	3	0	13	4.3	3	6	.500	0	2	.000	2	4	.500	0	3	3	1.0	0	0	1	1	0	0	8	2.7
20	PASCAL, Raynell	4	0	5	1.2	1	1	1.000	1	1	1.000	0	0	.000	0	1	1	0.2	0	0	0	1	0	0	3	0.8
12	BLACKGROVE, Michael	3	0	8	2.7	1	1	1.000	0	0	.000	0	4	.000	0	1	1	0.3	2	0	0	2	0	0	2	0.7
35	BROWN, Lawrence	5	0	34	6.8	0	0	.000	0	0	.000	0	0	.000	1	4	5	1.0	4	0	1	1	4	0	0	0.0
TM	TEAM														61	51	112	3.7	2				2			
	Total	30				784	1826	.429	195	604	.323	430	619	.695	391	684	1075	35.8	531	4	389	400	102	190	2193	73.1
	Opponents	30				840	1782	.471	169	502	.337	405	589	.688	354	741	1095	36.5	580	-	421	428	93	217	2254	75.1

2006-07 NEC Statistics

##	Player	GP	GS	Min	Avg	-----TOTAL-----			-----3-PTS-----			-----REBOUNDS-----				PF	FO	A	TO	Blk	Stl	Pts	Avg			
						FG	FGA	Pct	3FG	FGA	Pct	FT	FTA	Pct	Off									Def	Tot	Avg
00	HARRIS, Andre	18	18	657	36.5	137	279	.491	3	12	.250	61	82	.744	46	89	135	7.5	51	1	29	46	28	22	338	18.8
15	TYLER, Cameron	18	18	589	32.7	98	210	.467	15	50	.300	78	108	.722	17	65	82	4.6	39	0	92	63	1	8	289	16.1
22	UBILLA, Manny	18	17	597	33.2	82	177	.463	44	99	.444	31	39	.795	11	65	76	4.2	31	0	57	42	6	36	239	13.3
01	PEEPLES, Michael	18	18	589	32.7	68	176	.386	17	63	.270	62	78	.795	39	53	92	5.1	51	1	22	23	13	20	215	11.9
33	HAZARD, Eric	18	0	370	20.6	35	81	.432	26	62	.419	8	12	.667	16	35	51	2.8	28	1	10	15	3	3	104	5.8
10	MURRAY, Bernell	18	1	245	13.6	19	60	.317	11	41	.268	10	11	.909	5	12	17	0.9	26	0	18	17	0	8	59	3.3
30	BAPTISTE, Sean	17	0	221	13.0	22	62	.355	4	16	.250	11	21	.524	17	21	38	2.2	26	0	3	7	4	6	59	3.5
55	INGRAM, Jordan	18	18	271	15.1	14	24	.583	1	3	.333	3	5	.600	24	19	43	2.4	42	0	5	8	9	5	32	1.8
50	LYTLE, Brian	14	0	81	5.8	2	11	.182	0	0	.000	2	2	1.000	8	2	10	0.7	11	0	0	1	1	3	6	0.4
12	BLACKGROVE, Michael	2	0	3	1.5	1	1	1.000	0	0	.000	0	0	.000	0	0	0	0.0	0	0	0	1	0	0	2	1.0
20	PASCAL, Raynell	2	0	2	1.0	0	0	.000	0	0	.000	0	0	.000	0	0	0	0.0	0	0	0	1	0	0	0	0.0
TM	TEAM														35	24	59	3.3	0			1				
	Total	18				478	1081	.442	121	346	.350	266	358	.743	218	385	603	33.5	305	3	236	225	65	111	1343	74.6
	Opponents	18				511	1044	.489	98	285	.344	241	337	.715	197	428	625	34.7	337	-	250	258	54	124	1361	75.6

2007-08 NEC Basketball

Summer Preview



Long Island

Blackbirds

2006-07: 10-19 Overall, 6-12 NEC

2007-08 Schedule

N 9	at Army	TBA
N 12	at Notre Dame	TBA
N 20	Columbia	7:00 pm
N 24	at New Hampshire	TBA
N 25	Canisius	2:00 pm
N 28	at St. John's	TBA
D 1	Hartford	2:00 pm
D 6	at MOUNT ST. MARY'S	TBA
D 8	FAIRLEIGH DICKINSON	TBA
D 13	Harvard	7:00 pm
D 20	St. Peter's	7:00 pm
	at Central Florida Tournament	
D 30	vs. TBA	TBA
D 31	vs. TBA	TBA
J 7	SACRED HEART	TBA
J 10	ST. FRANCIS (NY)	7:00 pm
J 12	at CCSU	TBA
J 17	WAGNER	TBA
J 19	at QUINNIPIAC	4:00 pm
J 24	at SACRED HEART	TBA
J 26	MOUNT ST. MARY'S	TBA
J 31	at WAGNER	TBA
F 2	MONMOUTH	TBA
F 7	at SAINT FRANCIS (PA)	7:00 pm
F 9	at ROBERT MORRIS	7:00 pm
F 14	QUINNIPIAC	7:00 pm
F 16	CCSU	2:00 pm
F 23	at MONMOUTH	TBA
F 28	at ST. FRANCIS (NY)	7:00 pm
M 1	ROBERT MORRIS	TBA
	NEC Tournament (all games at higher seed)	
M 6	Quarterfinals	
M 9	Semifinals	
M 12	Championship	

Schedule is tentative. NEC games in CAPS.

2006-07 Results

N 11	Binghamton	W 73-59
N 17	at Minnesota	L 54-70
N 21	at Columbia	L 63-90
N 25	Old Westbury	W 105-50
N 28	at St. John's	L 46-64
N 30	at Hartford	L 49-64
D 2	New Hampshire	W 70-62 (OT)
D 7	at MONMOUTH	W 74-71
D 9	Harvard	L 79-87
D 13	at Penn State	L 45-66
D 15	at Binghamton	L 80-91
D 31	at St. Peter's	W 72-61
J 4	MOUNT ST. MARY'S	L 76-78 (4 OT)
J 8	ST. FRANCIS (NY)	L 52-68
J 11	ROBERT MORRIS	W 59-56
J 13	SAINT FRANCIS (PA)	W 72-60
J 15	at CCSU	L 48-61
J 20	FAIRLEIGH DICKINSON	L 73-74
J 22	at WAGNER	L 74-88
J 27	at QUINNIPIAC	L 71-73 (OT)
J 30	WAGNER	L 77-80
F 2	at SACRED HEART	L 72-80
F 5	CCSU	L 75-96
F 11	at ST. FRANCIS (NY)	W 82-79 (OT)
F 15	at FAIRLEIGH DICKINSON	W 80-75
F 17	QUINNIPIAC	L 68-70
F 20	MONMOUTH	W 82-78
F 24	at SAINT FRANCIS (PA)	L 56-72
F 26	at ROBERT MORRIS	L 74-90

NEC Games in CAPS

LIU Quick Facts

Administration

Location: Brooklyn, NY
Founded: 1926
Enrollment: 11,000
Nickname: Blackbirds
Colors: Black, Silver & Royal Blue
Home Court/Capacity:
 Athletic, Recreation & Wellness Center/2,000

Personnel

President: Dr. David J. Steinberg
Provost: Gale Stevens Haynes
Faculty Representative:
 Dr. Ralph Engelman
Athletic Director: John Suarez
SWA: Margaret Alaimo

Sports Information

SID: Jeff Mead
SID Phone: (718) 488-1420
SID Fax Line: (718) 488-3302
SID E-mail: jeff.mead@liu.edu
Press Row Phone: (718) 488-3338
LIU Website:
 www.liuathletics.com

Basketball Information

2006-07 Record: 10-19
NEC Record/Finish: 6-12/10th
NEC Tournament Finish:
 Did not qualify
Starters Returning/Lost: 2/3
Letterman Returning/Lost: 8/6

Coaching Staff

Head Coach: Jim Ferry
Alma Mater/Year: Keene State/1990
Record at LIU/Years: 53-88/5
Overall Record/Years: 157-107/9
Associate Head Coach: Jack Perri
Assistant Coaches: Lenny Pitt, Rich Glesmann
Basketball Office Phone: (718) 488-3499

LIU Roster

No	Player	Pos	Ht	Wt	Yr	Hometown/High School or Previous College
1	Eugene Kotorobai	F	6-5	210	Sr	Richmond Hill, Ontario/Cheshire (CT) Academy
4	Ren Azinge	G	6-0	180	So	Brooklyn, NY/Lafayette
11	Tyrone Mattison*	G	5-11	185	Jr	Toronto, Canada/Eastern Commerce
15	Paska Morkeliunas	F/C	6-7	230	Sr	Kaunas, Lithuania/Roanoke Catholic
22	Jaytornah Wisseh	G	6-1	180	So	Brooklyn, NY/Banneker Academy
32	Kellen Allen	F/C	6-7	225	Sr	Mansfield, TX/Mansfield Summit
33	Aurimas Adomaitis*	F/C	6-8	235	So	Kaunas, Lithuania/Roanoke Catholic
34	Albert Forbes	F/C	6-5	240	Jr	Bronx, NY/All Hallows

Newcomers

2	Ronald Manigault	F	6-4		Jr	New York, NY/City College of San Francisco
3	Nehemiah Weicks	G	5-11		So	Anaheim, CA/Fullerton College
5	Kyle Johnson	G	6-3		Fr	Ajax, Ontario/West Hill
10	Alan Mozee	G	6-1		Fr	Oklahoma City, OK/Millwood
23	Ike Udano	F	6-7		Fr	Detroit, MI/Warren Woods Tower
24	David Hicks	G	6-1		Fr	Mendota Heights, MN/South Kent Prep (CT)

Key Losses

2	Aubin Scott#	G/F	6-2	190	
3	James Williams#	G	5-10	185	
10	Esa Maki-Tulokas#	F	6-7	215	
23	Donovin McLendon	G/F	6-5	200	
24	Evan Meekins	G	6-2	200	

* Starter Returning

Starter Lost

LIU Leading Active...

Scorers

Eugene Kotorobai	599	2003-07
Paska Morkeliunas	458	2004-07
Kellen Allen	371	2004-07
Tyrone Mattison	292	2005-07
Jaytornah Wisseh	252	2006-07

Rebounders

Eugene Kotorobai	432	2003-07
Paska Morkeliunas	320	2004-07
Kellen Allen	207	2004-07
Tyrone Mattison	105	2005-07
Donovin McLendon	101	2005-07

Assists

Tyrone Mattison	99	2005-07
Jaytornah Wisseh	87	2006-07
Eugene Kotorobai	63	2003-07
Kellen Allen	37	2004-07
Paska Morkeliunas	31	2004-07

Three-Pointers

Eugene Kotorobai	104	2003-07
Tyrone Mattison	28	2005-07
Donovin McLendon	26	2005-07
Paska Morkeliunas	11	2004-07
Jaytornah Wisseh	10	2006-07



Starters Returning: 2/5 Letterwinners Returning: 8/14

2007-08 Preview

Looking for a return to prominence, a significant personnel facelift has given sixth year head coach Jim Ferry the opportunity to flip the reset switch and take the **Long Island** program in a new direction this coming season. With star guard James Williams - the face of the Blackbirds in recent years and the 17th-leading scorer in NEC history with 1,710 points - and two of his key cohorts now graduated, Ferry improved the team's athleticism in the offseason with a number of pivotal additions to the lineup who will complement a cast of veteran returnees. Long Island's experience lies in its frontcourt, anchored by seniors Eugene Kotorobai, Paska Morkeliunas and Kellen Allen. One of the NEC's top three-point threats the last two years, the 6'5" Kotorobai drilled 52 shots from beyond the arc and ranked sixth in the league with a 40.0 percent success rate from outside the arc in 2006-07. He is also the team's leading returning scorer (9.7 ppg) and rebounder (6.5 rpg). Morkeliunas (4.5 ppg, 3.7 rpg) is a rugged interior defender who at 6'7", 230 lbs., has an innate ability to draw fouls in the paint. Last season, he went to the line 109 times, the second-highest figure on the team despite averaging just over 16 minutes per game. Long Island's low-post offense will be bolstered with the return of 6'7" Allen, a jump hook specialist who missed the last 18 games of the 2006-07 campaign with an injury. When healthy, Allen averaged 4.8 ppg and converted 56.5 percent of his shot opportunities. Sophomore Aurimas Adomaitis, the team's biggest player at 6'8" and 235 lbs., started 21 games in a promising freshman campaign, averaging 6.0 ppg and 3.2 rpg. Junior forward Albert Forbes, who has suffered through two injury plagued seasons and has yet to suit up for the Blackbirds, will provide depth up front. Sophomore Jaytornah Wisseh and junior Tyrone Mattison will push the tempo in the team's ultra-swift backcourt. Wisseh displayed tremendous upside for Long Island last season when he was tabbed to the all-NEC Rookie team. A freewheeling penetrator, Wisseh often seemed unguardable in one-on-one situations and served notice of his skills with back-to-back 20+ point outings in early February, including a career-best 29-point effort at Sacred Heart. He averaged 8.7 ppg on the season and led the team with 3.0 apg. Manning the point, Mattison often deferred on offense to Williams and fellow graduate Aubin Scott, but should come into his own this season with two years under his belt. Extremely quick coast-to-coast, Mattison contributed 6.3 ppg and 2.0 spg as a sophomore. Ferry wasted little time replenishing his backcourt with the addition of 6'1" shooter David Hicks during last fall's signing period. A Minnesota native, Hicks prepped at South Kent in Connecticut in 2006-07. During the spring, Ferry added 5'11" Nehemiah Weicks out of the California JUCO ranks. Weicks is versatile enough to play either guard position and like Hicks, can stroke it from the outside. The Blackbirds also received a commitment from 6'4" forward Ron Manigault, a New York City native who played two years at the City College of San Francisco. The cousin of local playground legend Earl "The Goat" Manigault, he has the versatility to play any of four positions and will add some grit to the Blackbird lineup. LIU landed another urban recruit in 6'7" forward Ike Udano, a Detroit native whose natural athleticism and aggressiveness on the boards will serve him well in an up-tempo atmosphere. Ferry completed his recruiting class in the summer with the addition of two more guards, 6'3" Kyle Johnson out of Ontario, Canada and 6'1" Alan Mozee from Oklahoma City.

2006-07 Overall Statistics

##	Player	GP	GS	Min	Avg	-----TOTAL-----					-----3-PTS-----			-----REBOUNDS-----				PF	FO	A	TO	Blk	Stl	Pts	Avg	
						FG	FGA	Pct	3FG	FGA	Pct	FT	FTA	Pct	Off	Def	Tot									Avg
03	WILLIAMS, James	29	29	1012	34.9	150	399	.376	76	218	.349	95	113	.841	16	62	78	2.7	66	0	54	81	1	18	471	16.2
22	WISSEH, Jaytornah	29	7	710	24.5	86	217	.396	10	45	.222	70	95	.737	13	62	75	2.6	47	0	87	66	1	36	252	8.7
01	KOTOROBAI, Eugene	25	10	655	26.2	77	176	.438	52	130	.400	37	46	.804	41	121	162	6.5	78	1	16	27	17	19	243	9.7
02	SCOTT, Aubin	23	23	788	34.3	91	157	.580	6	18	.333	36	62	.581	45	111	156	6.8	55	0	53	50	4	20	224	9.7
11	MATTISON, Tyrone	29	21	683	23.6	55	172	.320	17	62	.274	55	71	.775	20	62	82	2.8	57	0	58	61	2	22	182	6.3
33	ADOMAITIS, Aurimas	24	21	396	16.5	52	102	.510	0	0	.000	39	78	.500	41	36	77	3.2	59	2	13	38	6	7	143	6.0
10	MAKI-TULOKAS, Esa	29	19	495	17.1	43	115	.374	28	89	.315	18	30	.600	29	47	76	2.6	43	1	11	14	3	10	132	4.6
15	MORKELIUNAS, Paska	28	4	459	16.4	30	88	.341	0	2	.000	67	109	.615	51	52	103	3.7	73	3	6	29	1	9	127	4.5
23	McLENDON, Donovin	27	7	392	14.5	39	114	.342	10	42	.238	19	34	.559	17	40	57	2.1	42	1	11	30	14	13	107	4.0
24	MEEKINS, Evan	21	0	199	9.5	21	60	.350	16	50	.320	2	5	.400	3	13	16	0.8	23	1	3	7	0	7	60	2.9
32	ALLEN, Kellen	11	4	153	13.9	26	46	.565	0	0	.000	1	12	.083	6	22	28	2.5	13	1	9	8	7	5	53	4.8
04	AZINGE, Ren	7	0	18	2.6	4	5	.800	0	0	.000	0	0	.000	1	0	1	0.1	1	0	0	3	0	0	8	1.1
05	GUGINO, Anthony	3	0	18	6.0	2	5	.400	0	3	.000	0	0	.000	0	3	3	1.0	0	0	0	1	0	2	4	1.3
TM	TEAM														71	55	126	4.3	0			8				
	Total	29				676	1656	.408	215	659	.326	439	655	.670	354	686	1040	35.9	557	10	321	423	56	168	2006	69.2
	Opponents	29				758	1689	.449	209	620	.337	393	559	.703	345	737	1082	37.3	606	-	414	430	111	199	2118	73.0

2006-07 NEC Statistics

##	Player	GP	GS	Min	Avg	-----TOTAL-----					-----3-PTS-----			-----REBOUNDS-----				PF	FO	A	TO	Blk	Stl	Pts	Avg	
						FG	FGA	Pct	3FG	FGA	Pct	FT	FTA	Pct	Off	Def	Tot									Avg
03	WILLIAMS, James	18	18	655	36.4	93	237	.392	47	121	.388	61	69	.884	9	30	39	2.2	44	0	35	46	1	14	294	16.3
01	KOTOROBAI, Eugene	18	7	491	27.3	62	134	.463	45	99	.455	32	40	.800	30	88	118	6.6	56	0	9	19	12	15	201	11.2
22	WISSEH, Jaytornah	18	7	493	27.4	62	159	.390	6	30	.200	55	70	.786	10	41	51	2.8	29	0	61	43	1	20	185	10.3
11	MATTISON, Tyrone	18	10	436	24.2	34	118	.288	8	39	.205	41	51	.804	15	38	53	2.9	33	0	31	27	1	12	117	6.5
33	ADOMAITIS, Aurimas	16	16	295	18.4	42	81	.519	0	0	.000	33	66	.500	32	19	51	3.2	46	2	11	26	4	6	117	7.3
02	SCOTT, Aubin	12	12	414	34.5	43	75	.573	4	10	.400	20	33	.606	12	53	65	5.4	27	0	24	22	1	12	110	9.2
10	MAKI-TULOKAS, Esa	18	11	315	17.5	27	70	.386	18	54	.333	8	17	.471	18	31	49	2.7	25	1	8	9	3	7	80	4.4
23	McLENDON, Donovin	17	7	247	14.5	27	69	.391	4	16	.250	15	29	.517	11	27	38	2.2	25	0	4	19	9	7	73	4.3
15	MORKELIUNAS, Paska	18	1	281	15.6	16	49	.327	0	1	.000	36	60	.600	32	36	68	3.8	49	2	6	22	1	7	68	3.8
24	MEEKINS, Evan	12	0	106	8.8	8	30	.267	6	26	.231	1	3	.333	1	6	7	0.6	18	1	2	3	0	7	23	1.9
32	ALLEN, Kellen	1	1	14	14.0	1	3	.333	0	0	.000	0	0	.000	0	2	2	2.0	0	0	3	1	1	0	2	2.0
04	AZINGE, Ren	4	0	4	1.0	0	1	.000	0	0	.000	0	0	.000	0	0	0	0.0	1	0	0	1	0	0	0	0.0
05	GUGINO, Anthony	2	0	2	1.0	0	0	.000	0	0	.000	0	0	.000	0	0	0	0.0	0	0	0	0	0	0	0	0.0
TM	TEAM														47	30	77	4.3	0			6				
	Total	18				415	1026	.404	138	396	.348	302	438	.689	217	401	618	34.3	353	6	194	244	34	107	1270	70.6
	Opponents	18				489	1045	.468	127	366	.347	249	358	.696	226	462	688	38.2	395	-	269	262	70	118	1354	75.2

2007-08 NEC Basketball

Summer Preview



Monmouth

Hawks

2006-07: 12-18 Overall, 7-11 NEC

2007-08 Schedule

N 9	at Colgate	7:00 pm
N 11	at Seton Hall	7:30 pm
	at Paradise Jam (St. Thomas, US Virgin Islands)	
N 16	vs. Notre Dame	8:30 pm
N 17/18	vs. Baylor/Wichita State	8:30 pm
N 19	vs. Charlotte/Ga. Tech/Ill.-Chicago/Winthrop	TBA
N 28	at St. Peter's	7:00 pm
D 2	SACRED HEART	2:00 pm
D 6	at FAIRLEIGH DICKINSON	7:00 pm
D 8	Penn	7:00 pm
D 11	at Hartford	7:00 pm
D 15	Rider	7:00 pm
D 23	Florida Atlantic	TBA
D 28	at Lehigh	7:00 pm
D 30	Princeton	4:00 pm
J 3	at ROBERT MORRIS	7:00 pm
J 5	at SAINT FRANCIS (PA)	7:00 pm
J 10	WAGNER	7:00 pm
J 12	QUINNIPIAC	7:00 pm
J 17	CCSU	7:00 pm
J 19	at ST. FRANCIS (NY)	4:00 pm
J 24	FAIRLEIGH DICKINSON	7:00 pm
J 31	ROBERT MORRIS	7:00 pm
F 2	at LONG ISLAND	TBA
F 7	at SACRED HEART	7:00 pm
F 9	MOUNT ST. MARY'S	7:00 pm
F 16	at WAGNER	TBA
F 21	at QUINNIPIAC	7:00 pm
F 23	LONG ISLAND	7:00 pm
F 28	SAINT FRANCIS (PA)	7:00 pm
M 1	at MOUNT ST. MARY'S	7:00 pm
	NEC Tournament (all games at higher seed)	
M 6	Quarterfinals	
M 9	Semifinals	
M 12	Championship	

Schedule is tentative. NEC games in CAPS.

2006-07 Results

	Cox Communications Classic @ Old Dominion	
N 10	at Old Dominion	L 40-54
N 11	vs. Clemson	L 65-77
N 12	vs. Arkansas State	W 69-67 (OT)
N 18	at Houston	L 80-89
N 20	at Texas A&M-Corpus Christi	L 54-71
N 25	St. Peter's	W 51-50
N 28	at Penn	L 66-80
N 30	at Rider	W 67-66
D 4	at Seton Hall	L 49-83
D 7	LONG ISLAND	L 71-74
D 9	Hartford	L 75-76
D 29	Lehigh	W 67-39
D 31	Loyola Marymount	W 81-53
J 4	WAGNER	W 69-58
J 6	MOUNT ST. MARY'S	W 62-56
J 11	at SACRED HEART	L 57-74
J 13	at QUINNIPIAC	L 51-71
J 20	at CCSU	L 46-49
J 22	at ST. FRANCIS (NY)	L 57-69
J 25	SAINT FRANCIS (PA)	W 71-66
J 27	ROBERT MORRIS	W 76-68
F 3	ST. FRANCIS (NY)	W 69-60
F 5	at FAIRLEIGH DICKINSON	L 63-64
F 8	at WAGNER	W 70-63
F 12	FAIRLEIGH DICKINSON	L 71-84
F 15	CCSU	L 65-70
F 17	at MOUNT ST. MARY'S	W 61-60
F 20	at LONG ISLAND	L 78-82
F 23	SACRED HEART	L 75-82
F 26	at SAINT FRANCIS (PA)	L 62-73

NEC Games in CAPS

Monmouth Quick Facts

Administration

Location: West Long Branch, NJ
Founded: 1933
Enrollment: 4,500
Nickname: Hawks
Colors: Midnight Blue and White
Home Court/Capacity:
 William T. Boylan Gymnasium/2,200

Personnel

President: Vice Admiral Paul G. Gaffney II
Faculty Representative: Dr. David Paul
Athletic Director: Dr. Marilyn McNeil
SWA: Jennifer Thomas

Sports Information

SID: Chris Tobin
SID Phone: (732) 263-5180
SID Fax Line: (732) 571-3535
SID E-mail: ctobin@monmouth.edu
Press Row Phone: (732) 571-3677
Hotline: (732) 571-HAWK
Monmouth website:
www.gomuhawks.com

Basketball Information

2006-07 Record: 12-18
NEC Record/Finish: 7-11/8th-Tie
NEC Tournament Finish:
 Did not qualify
Starters Returning/Lost: 2/3
Letterman Returning/Lost: 6/6

Coaching Staff

Head Coach: Dave Calloway
Alma Mater/Year: Monmouth/1991
Record at MU/Years: 142-140/10
Overall Record/Years: 142-140/10
Assistant Coaches:
 Mark Calzonetti, Ron Krayl, Chris Kenny
Basketball Office Phone: (732) 571-7584

Monmouth Roster

No	Player	Pos	Ht	Wt	Yr	Hometown/High School or Previous College
2	Alex Nunner	G	6-3	185	Jr	Leibnitz, Austria/Bhak Bruck Mur
3	Jhamar Youngblood*	G	6-1	190	So	Newark, NJ/St. Patrick's
5	Whitney Coleman*	G	6-3	190	Jr	Salem,, CT/East Lyme (St. Thomas More Prep)
11	Yaniv Simpson	G	6-4	210	So	Kfar Saba, Israel/Maccabai Tel-Aviv
12	Rickie Crews	F	6-7	195	So	Deptford, NJ/Deptford
34	Dutch Gaitley	C	6-9	225	So	Haverford, PA/Archbishop Carroll (sat out 2006-07)
45	Shawn Barlow	C	6-11	250	So	Marlton, NJ/St. Augustine's Prep
52	Adam Dobriansky	C	6-10	225	So	Winnipeg, Manitba/MBCI (sat out 2006-07)

Newcomers

George Barbour	F	6-7	220	Torrance, CA/Torrance
Nick Del Tufo	F	6-7	225	Mendham, NJ/Mendham
James Hett	G	5-10	175	Staten Island, NY/Monsignor Farrell
R.J. Rutledge	G/F	6-4	185	Mount Vernon, NY/Northfield Mount Herman Prep (MA)

Key Losses

1	Deki Delic#	G	6-6	200
10	Mike Shipman	G	6-1	185
13	Corey Hallett#	C	6-10	230
23	Marques Alston#	F	6-4	230
55	John Bunch	C	7-2	320

* Starter Returning

Starter Lost

Monmouth Leading Active...

Scorers

Whitney Coleman	505	2005-07
Jhamar Youngblood	369	2006-07
Alex Nunner	98	2005-07
Yaniv Simpson	10	2006-07
Shawn Barlow	9	2006-07

Rebounders

Whitney Coleman	192	2005-07
Jhamar Youngblood	106	2006-07
Alex Nunner	64	2005-07
Shawn Barlow	3	2006-07
Rickie Crews	2	2006-07

Assists

Whitney Coleman	152	2005-07
Jhamar Youngblood	61	2006-07
Alex Nunner	35	2005-07
Yaniv Simpson	2	2006-07

Three-Pointers

Whitney Coleman	66	2005-07
Alex Nunner	26	2005-07
Jhamar Youngblood	23	2006-07
Yaniv Simpson	1	2006-07



Starters Returning: 2/5 Letterwinners Returning: 6/12

2007-08 Preview

To those who have followed **Monmouth** basketball in recent years, the 2006-07 season was an aberration. One of the dominant programs in the NEC with three conference titles to their credit since 2001, the Hawks suffered their first losing season since 1999-00 and missed out on postseason festivities for the first time in eight years. Though it may be difficult to predict the direction the program will take with the loss of three starters and four key performers, 11th year head coach Dave Calloway has a knack for restocking his roster with players that thrive in Monmouth's unique motion offense and suffocating matchup zone defense. The one area where the Hawks seem established is in the backcourt with the return of starting guards Jhamar Youngblood and Whitney Coleman. The 6'11" Youngblood burst onto the scene last season en-route to NEC Rookie of the Year honors. A lightning-quick ballhandler with boundless energy and an attacking style of play, Youngblood in a short period of time became the pulse of the Monmouth team and conjured up images of former Hawk standout and NEC Player of the Year Rahsaan Johnson. He ranked second on the team with 12.3 ppg, shot 44.2 percent from three-point range and sat among league leaders in steals (1.7 spg, fifth) and field goal percentage (.525, sixth). As Calloway employed a point guard by committee approach last season, Coleman's ability to handle multiple roles made him one of the glue guys on the team in his sophomore season. He led the Hawks in minutes and finished second on the club with 41 three-pointers. A terrific athlete and able defender, the 6'3" Coleman (9.1 ppg, 3.1 rpg) has few peers when it comes to his ability to elevate off the floor and finish strong on the break. Junior guard Alex Nunner showed promise off the bench and can stretch defenses with his long range shooting ability (16 three-pointers), while sophomore guard Yaniv Simpson will look to crack the rotation following an injury-plagued freshman campaign. With the graduation of 1,000-point scorers Deki Delic and Marques Alston, along with starting center Corey Hallett and massive 7'2" backup center John Bunch, the Monmouth frontcourt will feature an entirely new look in 2007-08. The only holdovers from last season were rarely used sophomores Rickie Crews and Shawn Barlow. Crews, a slinky 6'7" forward with ball skills, can play a key role on both ends of the floor with his length and ability to alter shots. At 6'11, 250 lbs., Barlow will press for time in the pivot along with 6'10" Canadian import Adam Dobriansky and 6'9" Dutch Gaitley, both of whom sat out last season and should enter the year with a clear understanding of the Monmouth system. With a wide-open competition for playing time in the frontcourt, newcomers George Barbour and Nick Del Tufo could figure prominently in Calloway's plans. Barbour is a west coast recruit out of Torrance, CA, who at 6'7", 220 lbs. is both quick on his feet and strong enough to mix it up down on the block. Del Tufo was a local pickup for Calloway out of Mendham, NJ. The 6'7" forward is a heady player with a nice touch from the outside. The Hawks' point guard of the future may very well be Staten Island native James Hett, a shrewd player and terrific on-the-ball defender. Rounding out the class is 6'4" swingman R.J. Rutledge, son of longtime St. John's assistant coach Ron Rutledge. The Baldwin, NY native will be another asset in Monmouth's patented motion system with his ability to shoot it from downtown and slice his way to the hoop.

2006-07 Overall Statistics

##	Player	GP	GS	Min	Avg	-----TOTAL-----			-----3-PTS-----			-----REBOUNDS-----				PF	FO	A	TO	Blk	Stl	Pts	Avg			
						FG	FGA	Pct	3FG	FGA	Pct	FT	FTA	Pct	Off									Def	Tot	Avg
01	DELIC, Dejan	30	30	961	32.0	149	334	.446	80	210	.381	60	102	.588	20	85	105	3.5	72	0	63	65	7	18	438	14.6
03	YOUNGBLOOD, Jhamar	30	20	851	28.4	136	259	.525	23	52	.442	74	106	.698	38	68	106	3.5	80	3	61	93	5	51	369	12.3
23	ALSTON, Marques	30	30	880	29.3	142	266	.534	18	50	.360	42	63	.667	29	85	114	3.8	75	0	56	56	9	31	344	11.5
05	COLEMAN, Whitney	30	30	1006	33.5	102	234	.436	41	103	.398	28	40	.700	19	74	93	3.1	77	3	82	67	12	37	273	9.1
55	BUNCH, John	29	0	596	20.6	73	141	.518	0	0	.000	61	101	.604	53	101	154	5.3	60	0	24	65	95	5	207	7.1
10	SHIPMAN, Mike	23	10	652	28.3	39	95	.411	5	37	.135	42	58	.724	20	63	83	3.6	47	2	89	63	7	26	125	5.4
13	HALLETT, Corey	30	30	645	21.5	36	88	.409	5	25	.200	17	30	.567	30	66	96	3.2	65	1	19	32	14	14	94	3.1
02	NUNNER, Alex	25	0	349	14.0	21	74	.284	16	60	.267	3	3	1.000	7	37	44	1.8	21	0	16	8	0	10	61	2.4
11	SIMPSON, Yaniv	6	0	31	5.2	2	6	.333	1	3	.333	5	6	.833	0	1	1	0.2	3	0	2	1	1	1	10	1.7
45	BARLOW, Shawn	7	0	23	3.3	2	4	.500	0	2	.000	5	6	.833	0	3	3	0.4	6	0	0	0	1	0	9	1.3
12	CREWS, Rickie	3	0	22	7.3	2	10	.200	0	4	.000	2	2	1.000	0	2	2	0.7	4	0	0	0	2	1	6	2.0
33	BAZAZ, Steve	5	0	10	2.0	0	2	.000	0	2	.000	2	2	1.000	1	1	2	0.4	0	0	0	0	0	0	2	0.4
TM	TEAM														42	57	99	3.3	0							
	Total	30				704	1513	.465	189	548	.345	341	519	.657	259	643	902	30.1	510	9	412	458	153	194	1938	64.6
	Opponents	30				729	1651	.442	223	566	.394	347	472	.735	343	662	1005	33.5	504	-	422	421	93	221	2028	67.6

2006-07 NEC Statistics

##	Player	GP	GS	Min	Avg	-----TOTAL-----			-----3-PTS-----			-----REBOUNDS-----				PF	FO	A	TO	Blk	Stl	Pts	Avg			
						FG	FGA	Pct	3FG	FGA	Pct	FT	FTA	Pct	Off									Def	Tot	Avg
01	DELIC, Dejan	18	18	597	33.2	88	209	.421	48	131	.366	30	50	.600	12	50	62	3.4	41	0	37	35	2	10	254	14.1
03	YOUNGBLOOD, Jhamar	18	18	549	30.5	89	166	.536	17	33	.515	50	68	.735	23	47	70	3.9	54	2	38	60	3	29	245	13.6
23	ALSTON, Marques	18	18	541	30.1	90	164	.549	9	24	.375	21	36	.583	19	52	71	3.9	48	0	30	33	4	16	210	11.7
05	COLEMAN, Whitney	18	18	637	35.4	59	138	.428	25	61	.410	18	26	.692	8	46	54	3.0	46	2	54	37	4	22	161	8.9
55	BUNCH, John	18	0	357	19.8	54	97	.557	0	0	.000	48	73	.658	35	66	101	5.6	40	0	12	42	63	2	156	8.7
13	HALLETT, Corey	18	18	384	21.3	25	58	.431	2	11	.182	12	21	.571	17	31	48	2.7	33	1	15	17	7	8	64	3.6
10	SHIPMAN, Mike	13	0	337	25.9	16	40	.400	3	14	.214	19	30	.633	12	32	44	3.4	25	2	44	25	4	11	54	4.2
02	NUNNER, Alex	13	0	182	14.0	9	36	.250	9	31	.290	3	3	1.000	5	21	26	2.0	12	0	9	6	0	8	30	2.3
12	CREWS, Rickie	2	0	10	5.0	0	4	.000	0	1	.000	0	0	.000	0	1	1	0.5	2	0	0	0	1	0	0	0.0
45	BARLOW, Shawn	2	0	5	2.5	0	0	.000	0	0	.000	0	0	.000	0	1	1	0.5	2	0	0	0	1	0	0	0.0
33	BAZAZ, Steve	2	0	1	0.5	0	1	.000	0	1	.000	0	0	.000	0	0	0	0.0	0	0	0	0	0	0	0	0.0
11	SIMPSON, Yaniv	1	0	0	0.0	0	0	.000	0	0	.000	0	0	.000	0	0	0	0.0	0	0	0	0	0	1	0	0.0
TM	TEAM														27	37	64	3.6	0							
	Total	18				430	913	.471	113	307	.368	201	307	.655	158	384	542	30.1	303	7	239	258	89	107	1174	65.2
	Opponents	18				433	979	.442	137	350	.391	220	293	.751	199	392	591	32.8	307	-	244	235	63	117	1223	67.9

2007-08 NEC Basketball

Summer Preview



Mount St. Mary's

Mountaineers

2006-07: 11-20 Overall, 9-9 NEC

2007-08 Schedule

N 10	at George Washington	TBA
N 17	La Salle	TBA
N 24	at James Madison	TBA
N 26	American	TBA
D 1	Loyola (MD)	TBA
D 3	at Navy	TBA
D 6	LONG ISLAND	TBA
D 8	at CCSU	TBA
D 15	at Maine	TBA
D 18	Winthrop	TBA
D 21	Lafayette	TBA
J 3	at ST. FRANCIS (NY)	7:00 pm
J 5	FAIRLEIGH DICKINSON	TBA
J 7	at Oklahoma	TBA
J 10	at QUINNIPIAC	7:00 pm
J 17	SAINT FRANCIS (PA)	7:00 pm
J 19	SACRED HEART	TBA
J 24	at WAGNER	7:00 pm
J 26	at LONG ISLAND	TBA
J 31	ST. FRANCIS (NY)	7:00 pm
F 2	ROBERT MORRIS	TBA
F 7	WAGNER	7:00 pm
F 9	at MONMOUTH	TBA
F 14	at FAIRLEIGH DICKINSON	TBA
F 16	QUINNIPIAC	7:00 pm
F 21	at ROBERT MORRIS	7:00 pm
F 23	at SAINT FRANCIS (PA)	7:00 pm
M 1	MONMOUTH	
NEC Tournament (all games at higher seed)		
M 6	Quarterfinals	
M 9	Semifinals	
M 12	Championship	

Schedule is tentative. NEC games in CAPS.

2006-07 Results

N 10	at West Virginia	L 42-50
N 14	James Madison	W 81-70 (2 OT)
N 18	at La Salle	L 60-66
N 20	at Binghamton	L 59-66
N 27	American	L 46-59
N 29	Maine	L 65-68
D 2	at Loyola (MD)	L 66-83
D 7	QUINNIPIAC	W 78-73
D 16	at North Carolina State	L 65-80
D 18	at Winthrop	L 59-74
D 22	at Lafayette	L 56-58
D 28	at Maryland	L 50-91
J 4	at LONG ISLAND	W 78-76 (4 OT)
J 6	at MONMOUTH	L 56-62
J 8	SACRED HEART	W 91-80
J 11	ST. FRANCIS (NY)	W 72-54
J 13	CCSU	L 63-71
J 18	at SAINT FRANCIS (PA)	W 67-63
J 20	at ROBERT MORRIS	L 78-81 (OT)
J 25	WAGNER	W 80-70
J 27	FAIRLEIGH DICKINSON	W 74-65
F 1	at CCSU	L 62-74
F 3	at QUINNIPIAC	L 62-70
F 8	SAINT FRANCIS (PA)	W 58-43
F 10	ROBERT MORRIS	L 60-65
F 15	at SACRED HEART	L 51-79
F 17	MONMOUTH	L 60-61
F 22	at WAGNER	W 82-77
F 24	at ST. FRANCIS (NY)	L 55-56
NEC Tournament (all games at higher seed)		
M 1	at #4 Robert Morris	W 78-61
M 4	at #1 CCSU	L 68-74

NEC Games in CAPS

Mount Quick Facts

Administration

Location: Emmitsburg, MD
Founded: 1808
Enrollment: 1,522
Nickname: Mountaineers, The Mount
Colors: Blue and White
Home Court/Capacity:
 Knott Arena/3,121

Personnel

President: Dr. Thomas H. Powell
Faculty Representative:
 Dr. Robert Keefer
Athletic Director:
 Lynne Phelan Robinson
SWA: Lynne Phelan Robinson

Sports Information

SID: Mark Vandergrift
SID Phone: (301) 447-5384
SID Fax Line: (301) 447-5300
SID E-mail: vandergrift@msmary.edu
Press Row Phone: (301) 447-3286
Hotline: (301) 447-6355
Mount St. Mary's website:
 www.mountathletics.com

Coaching Staff

Head Coach: Milan Brown
Alma Mater/Year: Howard/1993
Record at MSM/Years: 41-76/4
Overall Record/Years: 41-76/4
Assistant Coaches: Brion Dunlap, Kevin Robinson, Jr.
Basketball Office Phone: (301) 447-5388

Basketball Information

2006-07 Record: 11-20
NEC Record/Finish: 9-9/Tie-4th
NEC Tournament Finish:
 Lost in semifinals to CCSU
Starters Returning/Lost: 3/2
Letterman Returning/Lost: 7/3

Mount Roster

No	Player	Pos	Ht	Wt	Yr	Hometown/High School or Previous College
1	Jeremy Goode*	G	5-9	170	So	Charlotte, NC/Providence Day
2	Chris Vann*	G	6-0	195	Sr	Woodbridge, VA/Gar-Field
4	Kelly Beidler	F	6-5	205	So	Virginia Beach, VA/Tallwood
11	Will Holland	G/F	6-4	215	So	Holland, TX/Lamar
34	Tayvon Jackson	F/C	6-7	205	Fr	Indian Head, MD/Lackey
40	Sam Atupem*	F	6-7	240	Jr	Newport News, VA/Woodside
45	Markus Mitchell	F	6-7	245	Jr	Virginia Beach, VA/Salem
50	Jason Loughry	C	7-0	245	Sr	Odenton, MD/Archbishop Spalding

Newcomers

0	Jean Cajou	G	6-3	180	Fr	Fairfax, VA/Paul VI
5	Pierre Brown	F	6-5	195	Fr	Williamsburg, VA/Jamestown
10	Shawn Atupem	F	6-7	195	Fr	Newport News, VA/Woodside
31	Danny Thompson	F	6-7	205	Fr	Springdale, MD/C.H. Flowers
	John Schwarz	F	6-7	215	Fr	Baltimore, MD/Perry Hall

Key Losses

3	Mychal Kears#	G	6-4	205	
4	Gus Durr#	F	6-6	215	

* Starter Returning

Starter Lost

Mount St. Mary's Leading Active...

Scorers

Chris Vann	530	2004-07
Jeremy Goode	313	2006-07
Sam Atupem	309	2005-07
Markus Mitchell	248	2005-07
Will Holland	170	2006-07

Rebounders

Markus Mitchell	167	2005-07
Sam Atupem	163	2005-07
Chris Vann	141	2004-07
Jeremy Goode	105	2006-07
Jason Loughery	97	2004-07

Assists

Jeremy Goode	155	2006-07
Chris Vann	64	2004-07
Markus Mitchell	56	2005-07
Kelly Beidler	19	2006-07
Sam Atupem	17	2005-07
Will Holland	17	2006-07

Three-Pointers

Chris Vann	76	2004-07
Will Holland	33	2006-07
Jeremy Goode	29	2006-07
Kelly Beidler	13	2006-07



Starters Returning: 3/5 Letterwinners Returning: 7/10

2007-08 Preview

A program hungry for success, **Mount St. Mary's** refused to buy into the preseason hype a year ago when the team was picked to finish tenth in the NEC by league head coaches. After a rocky start in non-conference play, the Mount righted the ship with a fourth place finish in the NEC regular season standings and followed with the school's first NEC Tournament win since 2000, a 78-61 conquest of Robert Morris in the quarterfinals. A tight loss to eventual conference champion CCSU in the semifinals left Mount St. Mary's fans excited by the future of the program under fourth year head coach Milan Brown. While this year's version of the Mount will no longer feature do-everything guard and defensive stalwart Mychal Kearse, the team will be fast and athletic with size at the wing and forward positions, and in a league where having good guard play is paramount to success, will feature one of the circuit's top backcourts in senior Chris Vann and sophomore Jeremy Goode. The 6'0" Vann came into his own last season as the top scoring option in the Mount's halfcourt offense. With a multifaceted offensive game, he led the team with 13.6 ppg and drilled 64 shots from three-point range, ninth most in the conference. Vann certainly benefitted from the emergence of the 5'9" Goode, a budding star at the point who was tabbed to the NEC all-Rookie team. Goode is a blur in the open court and creative in the Mount's set attack, often using his ability to shake defenders to set up teammates with pinpoint dishes. He finished the year with 10.1 ppg and ranked third in the NEC in steals (1.8 spg) and fourth in assists (5.0 apg). His 155 assists were the second most recorded by a freshman in league history, just eight off the all-time mark. Aside from Vann and Goode, the Mount features a number of interchangeable parts with every other player on the roster measuring at least 6'4" tall. Utilized in a swing capacity, 6'5" Kelly Biedler and 6'4" Will Holland showed promise as freshmen and should step into larger roles in 2007-08. Biedler (5.8 ppg, 3.2 rpg) led the team with 21 blocks and seemed equally comfortable launching the ball from long range as he did taking it to the hoop. Holland (5.5 ppg) is a terrific athlete and leaper who also grew into a reliable shooter from long range with 33 trifectas. Juniors Sam Atupem and Markus Mitchell have anchored the Mount's front line the last two seasons. At 6'7", Atupem (5.7 ppg, 3.4 rpg) is nimble around the hoop and active on defense, while the 6'7", 245 lb. Mitchell (4.9 ppg, 3.5 rpg) can swing the ball well for a big man (38 assists) and is a reliable low-post scorer. Both players have shot over 50 percent from the field in each of their first two seasons. Other returnees up front include senior center Jason Loughry, a seven-footer who has played well at times in spot duty, and 6'8" Tayvon Jackson, who sat out his freshman season and should provide a lift defensively with his shot-blocking prowess. Determined to fortify his frontcourt, Brown added four freshman forwards to the roster in the offseason, the most notable being 6'7" Shawn Atupem, who will join his brother for the next two years at the Mount. A combo forward with perimeter skills, Atupem averaged 13.0 ppg and 9.0 rpg as a senior at Woodside in Newport News, VA. Danny Thompson will add even more athleticism to the lineup, and at 6'7", can finish around the hoop and is an able rebounder. He averaged a double-double (15.0 ppg, 11.0 rpg) for C.H. Flowers in Springdale, MD last season and played in the PG County All-Star game. Pierre Brown, a 6'5" second team All-State player who compiled 18.1 ppg and 9.0 rpg for Jamestown in Virginia, adds yet another scoring option at the wing for the Mount. Brown added a late recruit and low block scoring option in 6'7" John Schwarz out of Perry High School in Baltimore. Schwarz earned second team all-Metro honors after leading the area with 13.0 rpg. The final newcomer is 6'3" guard Jean Cajou, a strong defender who averaged 14.0 ppg, 5.0 rpg and 2.0 spg at Paul VI in Fairfax, VA back in 2005-06.

2006-07 Overall Statistics

##	Player	GP	GS	Min	Avg	-----TOTAL-----			-----3-PTS-----			-----REBOUNDS-----				PF	FO	A	TO	Blk	Stl	Pts	Avg			
						FG	FGA	Pct	3FG	FGA	Pct	FT	FIA	Pct	Off									Def	Tot	Avg
2	VANN, Chris	31	31	983	31.7	149	367	.406	64	177	.362	59	75	.787	28	63	91	2.9	85	1	43	48	2	38	421	13.6
3	KEARSE, Mychal	29	29	881	30.4	118	292	.404	4	26	.154	93	116	.802	52	119	171	5.9	77	2	48	80	8	39	333	11.5
1	GOODE, Jeremy	31	28	1060	34.2	103	270	.381	29	105	.276	78	127	.614	25	80	105	3.4	63	1	155	95	2	56	313	10.1
04	DURR, Gus	26	21	682	26.2	92	180	.511	6	11	.545	28	47	.596	51	47	98	3.8	70	3	16	35	5	10	218	8.4
11	HOLLAND, Will	31	2	509	16.4	62	171	.363	33	107	.308	13	22	.591	9	55	64	2.1	25	0	17	19	3	20	170	5.5
05	BEIDLER, Kelly	29	1	533	18.4	60	139	.432	13	40	.325	34	52	.654	28	65	93	3.2	69	3	19	34	21	19	167	5.8
40	ATUPEM, Sam	27	26	590	21.9	69	128	.539	0	0	.000	16	22	.727	43	49	92	3.4	71	4	10	41	17	10	154	5.7
45	MITCHELL, Markus	31	15	687	22.2	67	123	.545	0	0	.000	18	28	.643	50	57	107	3.5	115	11	38	49	20	38	152	4.9
50	LOUGHRY, Jason	24	0	211	8.8	18	33	.545	0	0	.000	6	6	1.000	12	27	39	1.6	33	0	3	13	4	2	42	1.8
20	RICHARD, Guyvans	14	0	55	3.9	5	11	.455	0	1	.000	9	16	.562	1	8	9	0.6	9	0	4	16	0	1	19	1.4
31	BUNN, Kirk	15	0	96	6.4	9	21	.429	0	0	.000	0	4	.000	9	8	17	1.1	22	0	1	10	1	4	18	1.2
22	BUTLER, Joey	2	2	76	38.0	5	17	.294	3	8	.375	0	3	.000	0	6	3	0	4	0	10	6	0	2	13	6.5
10	WHITNEY, Nick	8	0	7	0.9	0	0	.000	0	0	.000	1	2	.500	0	1	1	0.1	0	0	0	0	0	0	1	0.1
12	COCO, Gavin	9	0	5	0.6	0	0	.000	0	0	.000	1	2	.500	0	2	2	0.2	0	0	0	0	0	1	1	0.1
TM	TEAM														54	55	109	3.5	0				12			
	Total	31				757	1752	.432	152	475	.320	356	522	.682	362	642	1004	32.4	643	25	364	458	83	240	2022	65.2
	Opponents	31				715	1592	.449	204	547	.373	486	686	.708	335	722	1057	34.1	542	-	390	527	124	198	2120	68.4

2006-07 NEC Statistics

##	Player	GP	GS	Min	Avg	-----TOTAL-----			-----3-PTS-----			-----REBOUNDS-----				PF	FO	A	TO	Blk	Stl	Pts	Avg			
						FG	FGA	Pct	3FG	FGA	Pct	FT	FIA	Pct	Off									Def	Tot	Avg
02	VANN, Chris	18	18	586	32.6	93	214	.435	37	93	.398	37	43	.860	16	41	57	3.2	45	0	24	25	1	21	260	14.4
03	KEARSE, Mychal	18	18	560	31.1	86	188	.457	3	11	.273	64	75	.853	31	74	105	5.8	47	1	32	51	5	25	239	13.3
01	GOODE, Jeremy	18	18	649	36.1	64	164	.390	16	61	.262	51	80	.637	12	55	67	3.7	32	0	93	52	1	36	195	10.8
04	DURR, Gus	18	17	494	27.4	72	135	.533	3	7	.429	23	37	.622	37	34	71	3.9	52	2	12	23	3	6	170	9.4
05	BEIDLER, Kelly	18	0	362	20.1	40	87	.460	10	25	.400	22	35	.629	18	44	62	3.4	46	2	16	25	16	13	112	6.2
11	HOLLAND, Will	18	0	281	15.6	32	89	.360	14	54	.259	8	15	.533	4	25	29	1.6	16	0	11	9	3	11	86	4.8
45	MITCHELL, Markus	18	6	388	21.6	36	66	.545	0	0	.000	10	18	.556	30	39	69	3.8	69	8	20	28	14	23	82	4.6
40	ATUPEM, Sam	14	13	263	18.8	25	50	.500	0	0	.000	8	11	.727	12	20	32	2.3	41	3	9	17	7	6	58	4.1
50	LOUGHRY, Jason	12	0	78	6.5	6	14	.429	0	0	.000	4	4	1.000	5	11	16	1.3	8	0	1	2	2	1	16	1.3
31	BUNN, Kirk	6	0	40	6.7	2	7	.286	0	0	.000	0	0	.000	2	2	4	0.7	8	0	1	5	1	1	4	0.7
20	RICHARD, Guyvans	7	0	21	3.0	1	2	.500	0	0	.000	1	4	.250	1	3	4	0.6	2	0	0	3	0	0	3	0.4
10	WHITNEY, Nick	3	0	2	0.7	0	0	.000	0	0	.000	1	2	.500	0	0	0	0.0	0	0	0	0	0	0	1	0.3
12	COCO, Gavin	3	0	2	0.7	0	0	.000	0	0	.000	1	2	.500	0	0	0	0.0	0	0	0	0	0	1	1	0.3
TM	TEAM														26	29	55	3.1	0				5			
	Total	18				457	1016	.450	83	251	.331	230	326	.706	194	377	571	31.7	366	16	219	245	53	144	1227	68.2
	Opponents	18				415	931	.446	112	298	.376	278	394	.706	195	417	612	34.0	316	-	217	312	64	107	1220	67.8

2007-08 NEC Basketball

Summer Preview



Quinnipiac

Bobcats

2006-07: 14-15 Overall, 11-7 NEC

2007-08 Schedule

N 11	Hartford	4:00 pm
N 14	at Binghamton	7:00 pm
N 20	Maine	7:00 pm
N 25	at New Hampshire	1:00 pm
N 28	at Lehigh	7:00 pm
D 3	Brown	7:00 pm
D 6	ST. FRANCIS (NY)	7:00 pm
D 16	at Connecticut	1:00 pm
D 19	Dartmouth	7:00 pm
D 22	at Vermont	4:00 pm
D 31	Cornell	1:00 pm
J 3	at SAINT FRANCIS (PA)	7:00 pm
J 5	ROBERT MORRIS	12:00 pm
J 10	MOUNT ST. MARY'S	7:00 pm
J 12	at MONMOUTH	7:00 pm
J 17	at ST. FRANCIS (NY)	7:00 pm
J 19	LONG ISLAND	4:00 pm
J 26	at SACRED HEART	4:00 pm
J 31	SAINT FRANCIS (PA)	7:00 pm
F 2	at FAIRLEIGH DICKINSON	4:00 pm
F 7	CCSU	7:00 pm
F 9	WAGNER	12:00 pm
F 14	at LONG ISLAND	7:00 pm
F 16	at MOUNT ST. MARY'S	7:00 pm
F 21	MONMOUTH	7:00 pm
F 23	SACRED HEART	12:00 pm
F 28	at CCSU	7:00 pm
M 1	at WAGNER	7:00 pm
NEC Tournament (all games at higher seed)		
M 6	Quarterfinals	
M 9	Semifinals	
M 12	Championship	

Schedule is tentative. NEC games in CAPS.

2006-07 Results

N 10	at #18 Connecticut	L 46-53
N 15	Concordia	W 92-77
N 22	Lehigh	W 71-55
N 26	New Hampshire	L 59-64
N 29	at Colgate	L 71-80
D 2	at Brown	L 74-80
D 7	at MOUNT ST. MARY'S	L 73-78
D 9	FAIRLEIGH DICKINSON	L 75-80
D 18	at Dartmouth	L 53-56
D 23	Vermont	L 87-101
D 31	at Fordham	L 66-67
J 4	at ROBERT MORRIS	L 68-86
J 6	at SAINT FRANCIS (PA)	W 89-82
J 11	at WAGNER	W 80-72
J 13	MONMOUTH	W 71-51
J 18	ST. FRANCIS (NY)	W 74-72
J 25	at FAIRLEIGH DICKINSON	W 64-63
J 27	LONG ISLAND	W 73-71 (OT)
J 29	CCSU	L 54-65
F 1	at ST. FRANCIS (NY)	W 73-70 (OT)
F 3	MOUNT ST. MARY'S	W 70-62
F 8	SACRED HEART	W 79-75
F 10	at CCSU	L 71-94
F 17	at LONG ISLAND	W 70-68
F 22	SAINT FRANCIS (PA)	L 72-73
F 24	ROBERT MORRIS	W 81-75
F 26	at SACRED HEART	L 84-87
NEC Tournament (all games at higher seed)		
M 1	#6 Fairleigh Dickinson	W 78-77
M 4	at #2 Sacred Heart	L 69-83

NEC Games in CAPS

Quinnipiac Quick Facts

Administration

Location: Hamden, CT
Founded: 1929
Enrollment: 7,200
Nickname: Bobcats
Colors: Blue & Gold
Home Court/Capacity:
 TD Banknorth Sports Center/3,570

Personnel

President: Dr. John L. Lahey
Faculty Representative: Sean Duffy
Athletic Director: Jack McDonald
SWA: Tracey Flynn

Sports Information

Asst. SID: Ken Sweeten
SID Phone: (203) 582-5387
SID Fax Line: (203) 582-5385
SID E-mail:
 Kenneth.Sweeten@quinnipiac.edu
Press Row Phone: (203) 582-5247
Quinnipiac website:
 www.quinnipiacbobcats.com

Basketball Information

2006-07 Record: 14-15
NEC Record/Finish: 11-7/3rd
NEC Tournament Finish:
 Lost in semifinals to SHU
Starters Returning/Lost: 1/4
Letterman Returning/Lost: 7/6

Coaching Staff

Head Coach: Tom Moore
Alma Mater/Year: Boston University/1987
Record at QU/Years: First year
Overall Record/Years: 76-59/5
Assistant Coaches: Sean Doherty, Eric Eaton
Basketball Office Phone: (203) 582-3784

Quinnipiac Roster

No	Player	Pos	Ht	Wt	Yr	Hometown/High School or Previous College
0	DeMario Anderson	G	6-4	205	Sr	Oxon Hill, MD/Oxon Hill (CCSU, Globe Institute)
4	Casey Cosgrove*	G	5-8	165	So	Andover, MA/Andover
10	Brian Geffen	G	5-11	175	Jr	Queens, NY/St. Francis Prep (Boston University)
14	James Feldeine	G	6-4	185	So	New York, NY/Cardinal Hayes
30	Steve Robinson	G	5-10	170	So	New York, NY/Hyde School
34	Karl Anderson	F/C	6-9	255	Jr	Chester, NY/Don Bosco Prep (NJ)
50	Andrew Cashin	F	6-4	180	Sr	Brooklyn, NY/St. Francis Prep
Newcomers						
	Evann Baker	G	6-3	185	Fr	Washington, D.C./Archbishop Carroll (Maine Central Institute)
	Jeremy Baker	G	6-2	180	Jr	Washington, D.C./Garden City CC
	Louis Brookins	F	6-6	215	So	Silver Spring, MD/Springbrook (Maryland-Eastern Shore)
	Brian Crilley	G	6-2	180	Fr	Absecon, NJ/Holy Spirit
	Jonathan Cruz	F	6-7	210	So	Lawrence, MA/Central Catholic (URI) (will sit out 2007-08)
	Ed Zajac	C	6-9	230	Fr	Lindenhurst, NY/Lindenhurst (Cheshire Academy (CT))
Key Losses						
3	Job Casimir	G	5-9	160	So	Norwalk, CT/Norwalk (The Dublin School)
11	Van Crafton#	G	6-1	195	Sr	Hanover, IN/Hanover (St. Thomas More (CT))
12	Adam Gonzalez#	G	6-3	175	Sr	Bronx, NY/Pocono Mountain (Cecil CC)
15	Dale Meinbresse	G/F	6-4	200	Sr	Upper St. Clair, PA/Upper St. Clair
22	Victor Akinyanju#	C	6-7	245	Sr	Ardmore, MD/Eleanor Roosevelt (Cecil CC)
32	Chris Wehry#	F	6-7	200	Sr	Brooklyn, NY/John Jay (Cecil CC)

* Starter Returning

Starter Lost

Quinnipiac Leading Active...

Scorers

DeMario Anderson	1,047	2003-07
Karl Anderson	578	2004-07
Casey Cosgrove	101	2006-07
Andrew Cashin	13	2004-07
James Feldeine	7	2006-07

Rebounders

Karl Anderson	304	2004-07
DeMario Anderson	297	2003-07
Casey Cosgrove	62	2006-07
Andrew Cashin	7	2004-07
James Feldeine	3	2006-07

Assists

DeMario Anderson	126	2003-07
Casey Cosgrove	98	2006-07
Karl Anderson	47	2004-07
James Feldeine	3	2006-07

Three-Pointers

DeMario Anderson	95	2003-07
Casey Cosgrove	23	2006-07
Karl Anderson	3	2004-07
Andrew Cashin	3	2004-07



Starters Returning: 1/5 Letterwinners Returning: 7/13

2007-08 Preview

It has been a busy year to say the least for Quinnipiac basketball. The whirlwind began with the grand opening of the sparkling TD Banknorth Sports Center in January, an intimate 3,500-seat facility that has few peers in the northeast for arenas of its size. At the conclusion of a rollercoaster season that ended with a setback in the NEC Tournament semifinals, a change of leadership resulted in the hiring of longtime UConn assistant Tom Moore, a 20-year coaching veteran who will usher in the next era of basketball at the Hamden, CT university. Moore, who served on Jim Calhoun's staff the last 13 seasons, inherits a team hit hard by graduation as just three significant contributors and seven letterwinners in total return to the fold. To his credit, Moore replenished the roster in quick fashion with six newcomers set to join the first year head coach as they embark upon their maiden voyage in the NEC. Without question, the Bobcats' ringleader this year will be 6'4" senior guard DeMario Anderson, a prodigious talent who can score from every spot on the floor and is practically unguardable one-on-one. After sitting out 2005-06, Anderson got off to a slow start last season before recovering to score in double figures in each of the last 20 games, averaging 18.5 ppg while hitting at a 54.5 percent clip from the floor in that stretch. On the year, he ranked eighth in the league in scoring (15.7 ppg) and tenth in field goal percentage (.508). Anderson's backcourt partner Casey Cosgrove went through the proverbial trial by fire as a freshman, starting 22 games at point guard for the Bobcats. While his offensive numbers were modest (3.5 ppg, 23 3PG), he did rank 12th in the conference with 3.4 apg and most importantly, took care of the ball. The 5'8" Cosgrove led the NEC with a 1.88:1 assist-to-turnover ratio and averaged less than two miscues per contest. Junior Brian Geffen will make his Quinnipiac debut after he sat out last season upon transferring from Boston University. The 5'11" guard averaged 4.5 ppg for the Terriers in 2005-06. James Feldeine, an athletic 6'4" sophomore guard, could also see more minutes after being used sparingly as a freshman. Senior Karl Anderson is Quinnipiac's lone experienced returnee in the frontcourt. The 6'9", 255 lb. forward/center only averaged 17.4 mpg a year ago when he contributed 6.8 ppg, 3.5 rpg and shot 59.4 percent from the floor, but is a seasoned post-up player with a soft touch from mid-range. With so few experienced hands, Moore will have the opportunity to put an immediate stamp on the program with his initial recruiting class, a group that addresses a number of needs, most notably up front. At 6'6", sophomore forward Louis Brookins is a terrific athlete and wing player who last played two years ago at Maryland-Eastern Shore. Freshman center Ed Zajac will add some needed size to the lineup. Possessing a nice touch from the outside, the 6'9" native of Lindenhurst, NY comes to Quinnipiac after year of prep ball at Cheshire Academy in Connecticut. Moore also added sophomore Jonathan Cruz, who will sit out the 2007-08 season after transferring from Rhode Island, where he started seven games last season. A 6'7" combo forward, Cruz is an adept passer who can score in the post. One of two brother combinations in the NEC, the signing of Jeremy and Evann Baker could go a long way in fueling the Bobcats' basketball renaissance. Jeremy, a 6'2" junior point guard, averaged 3.3 apg for Garden City CC last season. Evann, a 6'3" freshman guard, averaged 22.0 ppg and 6.0 apg for Maine Central Institute last season and originally signed a letter of intent with Wichita State, but was granted a release following a coaching change. He was the Washington D.C. area Player of the Year in 2005-06. The final piece of the recruiting puzzle is 6'2" guard Brian Crilley, a noted three-point specialist out of Absecon, NJ.

2006-07 Overall Statistics

##	Player	GP	GS	Min	Avg	-----TOTAL-----			-----3-PTS-----			-----REBOUNDS-----				PF	FO	A	TO	Blk	Stl	Pts	Avg			
						FG	FGA	Pct	3FG	FGA	Pct	FT	FIA	Pct	Off									Def	Tot	Avg
00	ANDERSON, DeMario	29	10	847	29.2	186	366	.508	24	76	.316	60	91	.659	33	93	126	4.3	83	3	45	66	10	50	456	15.7
12	GONZALEZ, Adam	27	21	880	32.6	131	285	.460	44	126	.349	107	135	.793	24	91	115	4.3	52	1	96	84	4	42	413	15.3
32	WEHYE, Chris	29	24	703	24.2	88	203	.433	17	57	.298	45	61	.738	52	81	133	4.6	74	2	43	68	13	24	238	8.2
11	CRAFTON, Van	29	29	550	19.0	71	185	.384	58	153	.379	21	26	.808	6	26	32	1.1	63	2	35	37	0	9	221	7.6
22	AKINYANJU, Victor	28	20	650	23.2	84	158	.532	0	0	.000	48	119	.403	80	116	196	7.0	92	4	14	44	37	35	216	7.7
34	ANDERSON, Karl	29	9	504	17.4	76	128	.594	1	1	1.000	43	72	.597	38	63	101	3.5	76	2	17	32	13	4	196	6.8
04	COSGROVE, Casey	29	22	712	24.6	30	98	.306	23	70	.329	18	29	.621	15	47	62	2.1	67	1	98	52	1	33	101	3.5
15	MEINBRESSE, Dale	29	7	506	17.4	39	118	.331	10	42	.238	13	18	.722	22	72	94	3.2	67	1	36	39	7	15	101	3.5
21	WILSON, Jason	15	0	158	10.5	25	56	.446	10	25	.400	11	18	.611	2	15	17	1.1	22	1	5	8	0	9	71	4.7
03	CASIMIR, Job	18	3	248	13.8	13	30	.433	3	10	.300	20	23	.870	3	14	17	0.9	24	0	43	30	1	11	49	2.7
33	LABRECQUE, Etienne	7	0	43	6.1	2	6	.333	0	0	.000	7	11	.636	5	2	7	1.0	12	0	1	2	0	2	11	1.6
23	FELDEINE, James	12	0	34	2.8	3	15	.200	0	7	.000	1	2	.500	2	1	3	0.2	1	0	3	1	0	2	7	0.6
50	CASHIN, Andrew	7	0	10	1.4	1	2	.500	1	2	.500	2	4	.500	3	0	3	0.4	3	0	0	1	0	0	5	0.7
30	ROBINSON, Steve	3	0	3	1.0	1	2	.500	0	0	.000	0	0	.000	1	0	1	0.3	0	0	0	0	0	1	2	0.7
TM	TEAM														49	65	114	3.9	2			4				
	Total	29				750	1652	.454	191	569	.336	396	609	.650	335	686	1021	35.2	638	17	436	468	86	237	2087	72.0
	Opponents	29				697	1627	.428	191	538	.355	532	757	.703	362	678	1040	35.9	565	-	373	444	79	212	2117	73.0

2006-07 NEC Statistics

##	Player	GP	GS	Min	Avg	-----TOTAL-----			-----3-PTS-----			-----REBOUNDS-----				PF	FO	A	TO	Blk	Stl	Pts	Avg			
						FG	FGA	Pct	3FG	FGA	Pct	FT	FIA	Pct	Off									Def	Tot	Avg
00	ANDERSON, DeMario	18	3	534	29.7	132	249	.530	14	44	.318	44	62	.710	18	57	75	4.2	47	2	26	40	9	30	322	17.9
12	GONZALEZ, Adam	18	17	617	34.3	93	201	.463	35	94	.372	66	82	.805	19	65	84	4.7	37	1	76	64	3	27	287	15.9
22	AKINYANJU, Victor	17	17	432	25.4	61	105	.581	0	0	.000	37	86	.430	49	78	127	7.5	58	3	9	26	29	20	159	9.4
11	CRAFTON, Van	18	18	301	16.7	39	102	.382	33	87	.379	9	13	.692	2	11	13	0.7	28	0	21	20	0	7	120	6.7
32	WEHYE, Chris	18	15	382	21.2	44	105	.419	8	28	.286	23	30	.767	24	38	62	3.4	43	1	27	30	6	15	119	6.6
34	ANDERSON, Karl	18	1	293	16.3	47	70	.671	1	1	1.000	24	41	.585	24	30	54	3.0	44	1	5	17	4	3	119	6.6
04	COSGROVE, Casey	18	15	466	25.9	23	67	.343	17	48	.354	11	19	.579	9	31	40	2.2	47	0	59	28	1	23	74	4.1
15	MEINBRESSE, Dale	18	3	344	19.1	24	72	.333	5	26	.192	9	12	.750	16	53	69	3.8	45	1	22	22	4	9	62	3.4
3	CASIMIR, Job	13	1	169	13.0	8	17	.471	3	7	.429	15	17	.882	1	10	11	0.8	19	0	27	19	1	5	34	2.6
21	WILSON, Jason	6	0	44	7.3	6	16	.375	2	7	.286	0	2	.000	1	3	4	0.7	8	0	1	4	0	2	14	2.3
23	FELDEINE, James	11	0	34	3.1	3	14	.214	0	7	.000	1	2	.500	2	1	3	0.3	1	0	3	1	0	2	7	0.6
33	LABRECQUE, Etienne	5	0	28	5.6	0	1	.000	0	0	.000	2	4	.500	3	1	4	0.8	7	0	1	2	0	2	2	0.4
30	ROBINSON, Steve	2	0	2	1.0	1	1	1.000	0	0	.000	0	0	.000	1	0	1	0.5	0	0	0	0	0	1	2	1.0
50	CASHIN, Andrew	5	0	3	0.6	0	0	.000	0	0	.000	0	0	.000	0	0	0	0.0	1	0	0	0	0	0	0	0.0
TM	TEAM														27	45	72	4.0	2			3				
	Total	18				481	1020	.472	118	349	.338	241	370	.651	196	423	619	34.4	387	9	277	276	57	146	1321	73.4
	Opponents	18				441	1029	.429	119	350	.340	323	460	.702	240	406	646	35.9	341	-	224	264	39	126	1324	73.6

2007-08 NEC Basketball

Summer Preview



Robert Morris

Colonials

2006-07: 17-11 Overall, 9-9 NEC

2007-08 Schedule

N 10	Iona	7:00 pm
N 14	at Navy	TBA
N 18	at Seton Hall Philadelphia Classic	TBA
N 23	vs. Drexel	TBA
N 24	vs. Loyola (MD)/Howard	TBA
N 29	at Florida International	TBA
D 2	at Fordham	TBA
D 5	Central Michigan	7:00 pm
D 8	SAINT FRANCIS (PA)	7:00 pm
D 17	at Youngstown State	7:05 pm
D 19	Canisius	7:00 pm
D 28	at Duquesne	TBA
D 30	Lafayette	7:00 pm
J 3	MONMOUTH	7:00 pm
J 5	at QUINNIPIAC	12:00 pm
J 7	at Boston College	TBA
J 10	at FAIRLEIGH DICKINSON	TBA
J 12	SACRED HEART	7:00 pm
J 19	at SAINT FRANCIS (PA)	7:00 pm
J 24	CCSU	7:00 pm
J 26	ST. FRANCIS (NY)	7:00 pm
J 31	at MONMOUTH	TBA
F 2	at MOUNT ST. MARY'S	TBA
F 7	FAIRLEIGH DICKINSON	7:00 pm
F 9	LONG ISLAND	7:00 pm
F 14	at CCSU	7:00 pm
F 16	at ST. FRANCIS (NY)	4:00 pm
F 21	MOUNT ST. MARY'S	7:00 pm
F 23	WAGNER	7:00 pm
F 28	at SACRED HEART	7:00 pm
M 1	at LONG ISLAND	TBA
NEC Tournament (all games at higher seed)		
M 6	Quarterfinals	
M 9	Semifinals	
M 12	Championship	

Schedule is tentative. NEC games in CAPS.

2006-07 Results

N 13	Florida International	W 96-72
N 17	at Marshall	W 73-69
N 21	New Hampshire	W 77-64
N 26	at Maine	W 55-43
N 29	at #2 Pittsburgh	L 53-67
D 2	Duquesne	W 73-72
D 7	at SACRED HEART	L 74-90
D 9	at WAGNER	L 60-72
D 16	Youngstown State	W 79-78
D 20	at Canisius	W 81-77
D 30	Goucher	W 83-38
J 4	QUINNIPIAC	W 86-68
J 6	CCSU	W 64-48
J 11	at LONG ISLAND	L 56-59
J 13	at FAIRLEIGH DICKINSON	W 70-66
J 18	SACRED HEART	L 82-84
J 20	MOUNT ST. MARY'S	W 81-78 (OT)
J 23	at SAINT FRANCIS (PA)	W 94-75
J 27	at MONMOUTH	L 68-76
F 1	FAIRLEIGH DICKINSON	L 79-84
F 3	SAINT FRANCIS (PA)	W 76-68
F 10	at MOUNT ST. MARY'S	W 65-60
F 17	ST. FRANCIS (NY)	L 97-102 (OT)
F 18	WAGNER	W 71-63
F 22	at CCSU	L 86-88
F 24	at QUINNIPIAC	L 75-81
F 26	LONG ISLAND	W 90-74
NEC Tournament (all games at higher seed)		
M 1	#5 Mount St. Mary's	L 61-78

NEC Games in CAPS

RMU Quick Facts

Administration

Location: Moon Township, PA
Founded: 1921
Enrollment: 5,000
Nickname: Colonials
Colors: Blue, Red and White
Home Court/Capacity:
 Charles L. Sewall Center/3,056

Personnel

President: Dr. Gregory G. Dell'Omo
Faculty Representative: Dr. Scott Branvold
Athletic Director: Dr. Craig Coleman
SWA: Addie Muti

Sports Information

SID: Jim Duzyk
SID Phone: (412) 262-8314
SID Fax Line: (412) 262-8557
SID E-mail: duzyk@rmu.edu
Press Row Phone: (412) 262-8613
Hotline: (412) 299-2043
Robert Morris website:
 www.rmucolonials.com

Coaching Staff

Head Coach: Mike Rice
Alma Mater/Year: Boston College/1985
Record at RMU/Years: First year
Overall Record/Years: First year
Assistant Coaches:
 Andrew Toole, Levi Franklin, Jimmy Martelli
Basketball Office Phone: (412) 262-8297

Basketball Information

2006-07 Record: 17-11
NEC Record/Finish: 9-9/4th-tie
NEC Tournament Finish:
 Lost in quarterfinals to MSM
Starters Returning/Lost: 4/1
Letterman Returning/Lost: 8/4

RMU Roster

No	Player	Pos	Ht	Wt	Yr	Hometown/High School or Previous College
2	Mezie Nwigwe	G	6-4	175	So	Hyattsville, MD/High Point
4	Freddie Harris*	C	6-9	245	Sr	Decatur, AL/Lawson State CC
11	Ifeanyi Ehirim	F	6-7	210	Jr	Toronto, Ontario/Eldon Academy Prep
12	Jimmy Langhurst	G	5-10	170	So	Willard, OH/Willard
21	Jeremy Chappell*	G	6-3	200	Jr	Cincinnati, OH/Northwest
24	Dallas Green	F	6-8	190	So	Indianapolis, IN/Northwest
32	A.J. Jackson*	F	6-6	230	Sr	Monessen, PA/Monessen (E. Tennessee St.)
42	Tony Lee*	G	6-0	205	Sr	Boston, MA/Charlestown
50	Bas Rozendaal	C	7-0	230	So	Ymuiden, Holland/Massanutten Military Academy

Newcomers

Bateko Francisco	G	6-1	170	Paris, France/Fort Scott JC
Khalif Foster	G	6-3	210	Philadelphia, PA/Academy of the New Church
William Royal	F	6-7	230	Harrisburg, PA/Harmony Community School
Gary Wallace	G	6-3	185	Montclair, NJ/Seton Hall Prep

Key Losses

13	Derek Coleman#	G	5-11	180
33	Colson Senat	F	6-7	210

* Starter Returning # Starter Lost

RMU Leading Active...

Scorers

Tony Lee	1,026	2004-07
A.J. Jackson	947	2005-07
Jeremy Chappell	812	2005-07
Colson Senat	212	2005-07
Mezie Nwigwe	118	2006-07

Rebounders

Tony Lee	526	2005-07
A.J. Jackson	476	2005-07
Jeremy Chappell	307	2005-07
Colson Senat	128	2005-07
Ifeanyi Ehirim	66	2006-07

Assists

Tony Lee	270	2004-07
Jeremy Chappell	150	2005-07
A.J. Jackson	68	2005-07
Colson Senat	21	2005-07
Mezie Nwigwe	19	2006-07

Three-Pointers

Jeremy Chappell	97	2005-07
A.J. Jackson	74	2005-07
Tony Lee	57	2004-07
Colson Senat	41	2005-07
Mezie Nwigwe	10	2006-07



Starters Returning: 4/5 Letterwinners Returning: 8/12

Summer Preview

2007-08 Preview

Timing is an important part of basketball, whether related to taking charges, snaring a rebound or hitting a cutter down the lane. It could also be used to describe new Robert Morris head coach Mike Rice's good fortune in inheriting a solid contender for the NEC crown that returns four starters who combined for more than two-thirds of the Colonials' points last season. After spending the last two years as an assistant coach and top recruiter at Pittsburgh, Rice was introduced as the seventh coach in program history in April, and immediately hit the recruiting trail in an attempt to bolster an already solid lineup and lead the Colonials to their first NEC crown since 1992. No NEC team may possess more firepower among its top three players than Robert Morris, which bolted out to an NEC record 8-1 start last year in the non-conference season, before fading in league play and falling in the NEC quarterfinals. While point guard Derek Coleman will be difficult to replace, seniors Tony Lee and A.J. Jackson were second team all-NEC picks last season, and junior Jeremy Chappell was the NEC Rookie of the Year in 2005-06. Lee is the unquestioned heart and soul of the team, and inch-for-inch perhaps the best rebounder in the nation. Despite measuring just 6'0", Lee ranked tenth in the conference with 6.1 rpg and also led the NEC in field goal percentage by hitting 59.3 percent of his shots, including an astounding 67.0 percent of his attempts from two-point range. He lifted his scoring average by over four points from his sophomore season to finish seventh in the conference with 15.9 ppg and also wound up fifth on the circuit with 4.4 apg. As if that wasn't enough, Lee's commitment on the defensive end of the floor led to the Boston native leading the league and ranking eighth nationally with 2.8 spg. In earning his second consecutive all-NEC honor, Jackson paced the Colonials with 16.9 ppg (third in the league), 7.8 rpg (second) and seven double-doubles (third). A truly versatile talent, the 6'6", 230 lb. Jackson is one of the few NEC players in recent years who can't shoot with range - he drilled 41 shots from outside the arc - take his man off the dribble and score effectively with his back to the basket. Coming off a spectacular freshman year, Chappell started slow last season but came on strong in its latter stages with four 20+ point outings in the last eight games. A 6'3" two-guard, Chappell is at his best in the transition game, but also helped spread the floor with his three-point shooting ability, burying 44 shots from downtown. He ended the year third on the Colonials with 14.4 ppg and 5.1 rpg. The fourth returning starter is 6'9" center Freddie Harris, who came back from an injury-plagued 2005-06 campaign to average 4.3 ppg, 3.0 rpg and provide Robert Morris with a sturdy defensive presence in the lane. Sophomore guard Mezie Nwigwe and junior forward Ifeanyi Ehirim played key roles off the bench for the Colonials in their first year with the program. Nwigwe (4.2 ppg) developed a reputation as a defensive stopper, while Ehirim (2.3 ppg) is a slender, bouncy 6'7" forward who can run the floor like a gazelle and find ways to score in the post. Bidding for increased roles this season will be sophomore Jimmy Langhurst, a sharpshooting guard, and athletic sophomore forward Dallas Green. Sophomore Bas Rozendaal, a seven-footer who sat out last season, will also be given a look with hope he can develop into a shot-blocking presence in the paint. It didn't take long for Rice upon his arrival to ink his first four recruits. Freshman Gary Wallace could challenge for the vacant starting spot at the point following a prolific high school career at New Jersey power Seton Hall Prep. The 6'3" native of Montclair, NJ led his team to a 59-4 overall record the last two years and averaged 10.8 ppg and 5.9 apg as a senior. Rice also added Philadelphia product Khalif Foster and French import Bateko Francisco to his backcourt. The 6'3" Foster is an aggressive wing player who averaged a double-double in his senior year with 18.1 ppg and 10.3 rpg, and finished his career as the all-time leading scorer for Academy of the New Church with 1,322 points. Francisco, at 6'1", comes to Moon Township by way of Fort Scott CC, where he led the KJCCC in scoring with 19.5 ppg last season. Fortifying the team's rebounding and interior defense will be 6'7" forward William Royal, a Cincinnati product who averaged 17.3 ppg and 9.4 rpg last season at Harmony Community Prep School after earning all-state honors in Pennsylvania at Harrisburg High School the prior year.

2006-07 Overall Statistics

##	Player	GP	GS	Min	Avg	-----TOTAL-----			-----3-PTS-----			-----REBOUNDS-----				PF	FO	A	TO	Blk	Stl	Pts	Avg			
						FG	FGA	Pct	3FG	FGA	Pct	FT	FTA	Pct	Off									Def	Tot	Avg
32	JACKSON, A.J.	28	28	991	35.4	173	371	.466	41	117	.350	85	100	.850	56	161	217	7.8	72	0	33	55	28	20	472	16.9
42	LEE, Tony	28	28	947	33.8	169	285	.593	19	61	.311	88	130	.677	66	104	170	6.1	69	0	123	96	6	77	445	15.9
21	CHAPPELL, Jeremy	28	28	963	34.4	156	342	.456	44	144	.306	46	60	.767	51	91	142	5.1	84	6	75	48	16	46	402	14.4
13	COLEMAN, Derek	28	28	1064	38.0	111	258	.430	62	156	.397	74	84	.881	10	60	70	2.5	80	2	152	93	0	28	358	12.8
04	HARRIS, Freddie	28	28	459	16.4	49	90	.544	0	0	.000	22	32	.688	37	48	85	3.0	80	4	23	34	7	10	120	4.3
02	NWIGWE, Mezie	28	0	434	15.5	42	105	.400	10	35	.286	24	38	.632	15	41	56	2.0	69	2	19	31	1	14	118	4.2
33	SENAT, Colson	27	0	305	11.3	28	87	.322	19	65	.292	8	9	.889	12	32	44	1.6	44	1	10	16	1	5	83	3.1
11	EHIRIM, Ifeanyi	28	0	395	14.1	28	43	.651	0	0	.000	8	18	.444	25	41	66	2.4	39	0	12	17	19	10	64	2.3
12	LANGHURST, Jimmy	10	0	39	3.9	6	10	.600	3	5	.600	6	6	1.000	0	1	1	0.1	2	0	2	3	0	0	21	2.1
14	BRIGHT, Kelvin	10	0	37	3.7	5	14	.357	2	6	.333	1	2	.500	0	1	1	0.1	3	0	3	4	0	1	13	1.3
24	GREEN, Dallas	9	0	35	3.9	1	5	.200	0	0	.000	7	8	.875	3	6	9	1.0	5	0	0	1	1	1	9	1.0
03	ANTHONY, Eric	3	0	7	2.3	0	1	.000	0	1	.000	0	0	.000	0	0	0	0.0	0	0	0	0	0	2	0	0.0
TM	TEAM														36	52	88	3.3	0							
	Total	28				768	1611	.477	200	590	.339	369	487	.758	311	638	949	33.9	547	15	452	405	79	214	2105	75.2
	Opponents	28				712	1562	.456	207	581	.356	363	560	.648	324	603	927	33.1	485	-	370	415	59	213	1994	71.2

2006-07 NEC Statistics

##	Player	GP	GS	Min	Avg	-----TOTAL-----			-----3-PTS-----			-----REBOUNDS-----				PF	FO	A	TO	Blk	Stl	Pts	Avg			
						FG	FGA	Pct	3FG	FGA	Pct	FT	FTA	Pct	Off									Def	Tot	Avg
32	JACKSON, A.J.	18	18	661	36.7	112	229	.489	26	67	.388	50	58	.862	34	98	132	7.3	48	0	20	35	22	12	300	16.7
42	LEE, Tony	18	18	615	34.2	105	186	.565	15	46	.326	69	91	.758	42	70	112	6.2	50	0	81	65	4	47	294	16.3
21	CHAPPELL, Jeremy	18	18	648	36.0	114	242	.471	32	102	.314	29	36	.806	38	57	95	5.3	55	5	45	26	9	30	289	16.1
13	COLEMAN, Derek	18	18	694	38.6	81	179	.453	42	106	.396	53	61	.869	6	49	55	3.1	53	2	107	63	0	18	257	14.3
04	HARRIS, Freddie	18	18	300	16.7	34	61	.557	0	0	.000	11	17	.647	28	35	63	3.5	56	4	14	21	3	7	79	4.4
02	NWIGWE, Mezie	18	0	305	16.9	27	66	.409	6	23	.261	16	28	.571	10	26	36	2.0	44	1	11	22	1	12	76	4.2
33	SENAT, Colson	17	0	199	11.7	17	51	.333	11	37	.297	2	3	.667	10	18	28	1.6	28	0	2	10	0	1	47	2.8
11	EHIRIM, Ifeanyi	18	0	220	12.2	11	19	.579	0	0	.000	2	8	.250	12	27	39	2.2	26	0	4	8	7	4	24	1.3
24	GREEN, Dallas	5	0	13	2.6	1	1	1.000	0	0	.000	2	2	1.000	0	1	1	0.2	4	0	0	0	0	0	4	0.8
12	LANGHURST, Jimmy	4	0	11	2.8	1	2	.500	0	1	.000	2	2	1.000	0	0	0	0.0	0	0	1	0	0	0	4	1.0
14	BRIGHT, Kelvin	6	0	9	1.5	0	2	.000	0	0	.000	0	0	.000	0	0	0	0.0	1	0	0	1	0	0	0	0.0
03	ANTHONY, Eric	1	0	1	1.0	0	0	.000	0	0	.000	0	0	.000	0	0	0	0.0	0	0	0	0	0	0	0	0.0
TM	TEAM														23	28	51	3.0	0							
	Total	18				503	1038	.485	132	382	.346	236	306	.771	203	409	612	34.0	365	12	284	258	46	131	1374	76.3
	Opponents	18				465	1005	.463	146	375	.389	260	394	.660	210	375	585	32.5	306	-	244	242	40	137	1336	74.2

2007-08 NEC Basketball

Summer Preview



Sacred Heart

Pioneers

2006-07: 18-14 Overall, 12-6 NEC

2007-08 Schedule

N 10	at Yale	1:00 pm
N 12	Army	7:00 pm
N 14	at Hartford	7:00 pm
N 18	at Fairfield	7:00 pm
N 20	at St. John's	TBA
N 25	at Albany	3:00 pm
D 2	at MONMOUTH	TBA
D 6	at CCSU	7:00 pm
D 18	at Providence	TBA
D 22	Harvard	12:00 pm
D 28	at Boston College	TBA
D 30	Holy Cross	4:00 pm
J 5	WAGNER	TBA
J 7	at LONG ISLAND	TBA
J 12	at ROBERT MORRIS	7:00 pm
J 17	FAIRLEIGH DICKINSON	7:00 pm
J 19	at MOUNT ST. MARY'S	TBA
J 24	LONG ISLAND	TBA
J 26	QUINNIPIAC	4:00 pm
J 31	at FAIRLEIGH DICKINSON	TBA
F 2	at ST. FRANCIS (NY)	4:00 pm
F 7	MONMOUTH	7:00 pm
F 14	at WAGNER	TBA
F 16	SAINT FRANCIS (PA)	TBA
F 21	ST. FRANCIS (NY)	7:00 pm
F 23	at QUINNIPIAC	12:00 pm
F 28	ROBERT MORRIS	7:00 pm
M 1	CCSU	TBA
NEC Tournament (all games at higher seed)		
M 6	Quarterfinals	
M 9	Semifinals	
M 12	Championship	

Schedule is tentative. NEC games in CAPS

2006-07 Results

N 10	at Fordham	L 68-70
NIT Season Tip-Off (Charlotte, NC)		
N 14	vs. #2 North Carolina	L 81-103
N 15	vs. Iona	W 68-61
N 19	at Lehigh	L 63-72
N 21	Albany	W 90-71
N 29	at #20 Connecticut	L 46-89
D 2	at Columbia	L 71-76
D 4	Yale	W 90-80
D 7	ROBERT MORRIS	W 90-74
D 9	SAINT FRANCIS (PA)	W 103-91
D 17	at Boston College	L 68-101
D 20	at Harvard	W 95-75
D 31	at Army	L 58-59
J 6	at ST. FRANCIS (NY)	W 63-58
J 8	at MOUNT ST. MARY'S	L 80-91
J 11	MONMOUTH	W 74-57
J 18	at ROBERT MORRIS	W 84-82
J 20	at SAINT FRANCIS (PA)	W 72-64
J 27	at CCSU	L 96-103 (OT)
J 30	FAIRLEIGH DICKINSON	L 88-91
F 2	LONG ISLAND	W 80-72
F 5	at WAGNER	L 76-80
F 8	at QUINNIPIAC	L 75-79
F 10	WAGNER	W 81-79
F 12	CCSU	L 66-80
F 15	MOUNT ST. MARY'S	W 79-51
F 20	at FAIRLEIGH DICKINSON	W 86-82
F 23	at MONMOUTH	W 82-75
F 26	QUINNIPIAC	W 87-84
NEC Tournament (all games at higher seed)		
M 1	#7 Wagner	W 100-68
M 4	#2 Quinnipiac	W 83-69
M 7	at #1 CCSU	L 70-74

NEC Games in CAPS

SHU Quick Facts

Administration

Location: Fairfield, CT
Founded: 1963
Enrollment: 3,200
Nickname: Pioneers
Colors: Scarlet and White
Home Court/Capacity:
 William H. Pitt Center/2,100

Personnel

President: Dr. Anthony J. Cerna
Faculty Representative: Dr. Gerald Reid
Athletic Director: C. Donald Cook
SWA: Kim Callicoaite

Sports Information

SID: Gene Gumbs
SID Phone: (203) 396-8127
SID Fax Line: (203) 371-7889
SID E-mail: gumbsg@sacredheart.edu
Press Row Phone: (203) 396-8112
Sacred Heart website:
 www.sacredheartpioneers.com

Coaching Staff

Head Coach: Dave Bike
Alma Mater/Year: Sacred Heart/1969
Record at SHU/Years: 446-400/29
Overall Record/Years: 446-400/29
Assistant Coaches: Johnny Kidd, Anthony Latina
Basketball Office Phone: (203) 371-7848

Basketball Information

2006-07 Record: 18-14
NEC Record/Finish: 12-6/2nd
NEC Tournament Finish:
 Lost in title game to CCSU
Starters Returning/Lost: 3/2
Letterman Returning/Lost: 9/2

SHU Roster

No	Player	Pos	Ht	Wt	Yr	Hometown/High School or Previous College
2	Ryan Litke	G	6-3	190	So	Windsor, CT/Windsor
4	Corey Hassan	G	6-4	195	So	Merrimack, NH/Merrimack (Boston U.) (sat out 2006-07)
21	Ryon Howard	F	6-6	225	Jr	Bronx, NY/Holderness School
22	Chauncey Hardy	G	6-0	170	So	Middletown, CT/Xavier
23	Joshua Marshall	F	6-5	200	Fr	Woodmere, NY/Woodmere Academy (sat out 2006-07)
24	Joey Henley*	F	6-5	225	Sr	Kent, WA/Kentridge
32	Liam Potter*	C	7-0	230	Jr	Lincolnshire, England/Tilton School (NH)
33	Luke Granato	F	6-6	210	Sr	Rocky Hill, CT/Northwest Catholic
34	Eugene Pettway	G	6-6	180	Sr	Bridgeport, CT/Warren Harding
44	Brice Brooks	F	6-7	235	Sr	Silverdale, WA/Central Kitsap
50	Drew Shubik*	G	6-4	205	Sr	Stoystown, PA/North Star

Newcomers

Mehmet Sahar	F/C	6-9	245	Fr	Istanbul, Turkey/Tilton School
Jerrell Thompson	G	5-10	180	Fr	Plainfield, NJ/Plainfield

Key Losses

12	Jarrid Frye#	G	6-4	190	Sr
51	Tavio Hobson#	G	6-0	185	Sr

* Starter Returning # Starter Lost

SHU Leading Active...

Scorers

Joey Henley	911	2003-07
Drew Shubik	677	2004-07
Luke Granato	544	2004-07
Brice Brooks	429	2004-07
Chauncey Hardy	306	2006-07

Assists

Drew Shubik	265	2004-07
Chauncey Hardy	82	2006-07
Joey Henley	72	2003-07
Ryon Howard	38	2004-07
Brice Brooks	29	2004-07

Rebounders

Joey Henley	438	2003-07
Drew Shubik	301	2004-07
Brice Brooks	307	2004-07
Ryon Howard	138	2004-07
Liam Potter	120	2005-07

Three-Pointers

Luke Granato	139	2004-07
Drew Shubik	101	2004-07
Ryan Litke	62	2006-07
Chauncey Hardy	39	2006-07
Brice Brooks	14	2004-07
Ryon Howard	14	2004-07



Starters Returning: 3/5 Letterwinners Returning: 9/11

2007-08 Preview

There is a buzz building on the Sacred Heart campus, one that hasn't been felt since the university elevated its athletic program to Division I status in 1999. It started back in March when the Pioneers wrapped up their best-ever regular season showing in the NEC with a second place finish and then went on to win the first two tournament games in school history. A spine-tingling 74-70 setback to CCSU before a national television audience in the conference title game proved to be the crowning moment for a program that just two years earlier finished with a 4-23 record and was picked to finish ninth in the conference in the 2006-07 NEC preseason coaches poll. Following the school-record 18-win season, Sacred Heart followers have every reason to be optimistic this year with the return of one of the most accomplished outfits in the conference. It will now fall on to 30th year head coach Dave Bike to balance the expectations that will likely follow his team. One aspect of the game Bike can surely rely on is his team's ability to shoot the basketball as Sacred Heart returns four players who hit 39 or more three-pointers a year ago when the Pioneers led the NEC and ranked 17th nationally in scoring with 78.5 ppg. The veteran of the group is senior guard Drew Shubik, a terrific all-around player who drilled 40 trifectas and averaged 9.8 ppg, 3.9 rpg and a team-leading 4.0 apg. The reigning NEC Scholar-Athlete of the Year in men's basketball also ranked second in the conference with 2.0 spg and a 1.83:1 assist-to-turnover ratio. If the 6'4" Shubik causes matchup problems with his size, junior Luke Granato is even a bigger headache for opposing coaches. At 6'6", Granato (8.8 ppg) finished fifth in the league with 71 shots from outside the arc, including a career-high eight in Sacred Heart's competitive showing against North Carolina last November. Sophomore guards Chauncey Hardy and Ryan Litke will look to build on their impressive freshman campaigns. Hardy, a terrific athlete and adept distributor who was named to the all-NEC rookie squad, finished third on the team in scoring with 10.6 ppg, sank 39 treys and shot 43.8 percent from downtown to rank second on the circuit. A fearless shooter, Litke came off the bench to average 8.4 ppg, sank 62 three-point shots and finished third in the conference with a 43.1 percent success rate from long range. He was especially productive in the NEC Tournament, hitting for 13.3 ppg in three contests, including 12 points on 4-8 shooting from three-point range against CCSU in the title game. Adding to the long distance barrage this season will be 6'4" sophomore guard Corey Hassan, a 2005-06 America East all-Rookie selection who hit 67 trifectas for Boston University as a freshman. Up front, senior power forward Joey Henley stands out as one of the Pioneers' go-to players. Following a year off recovering from an injury sustained as a receiver on the Sacred Heart football team, Henley came up big in the postseason, scoring 20 in the team's quarterfinal win over Wagner before adding 22 points and seven boards in a dominating performance versus CCSU in the league championship game. A second team all-NEC pick as a sophomore, Henley (11.1 ppg, 4.5 rpg) has few peers in the conference as an athlete, displays a soft touch around the hoop - he finished third in the NEC with a .568 field goal percentage - and is nearly impossible to contain when he puts the ball on the floor. Fellow senior Brice Brooks had a breakout season in 2006-07, averaging 9.9 ppg and a team-high 6.0 rpg. A valuable performer off the bench early in the year, the 6'7" forward with a reliable mid-range shot was inserted into the starting lineup down the stretch as Sacred Heart closed out the year with seven wins in its last ten outings. Junior forward Ryon Howard began last season as a starter but went down early on with a knee injury that sidelined him for the remainder of the season. Howard, if recovered, is a perfect fit in the Pioneers' up-tempo style of play with his ability to finish on the break and his attacking style on offense. Junior Liam Potter, a 7'0" center, began to make strides last season when he started 19 games, averaged 4.7 ppg and shot 65.9 percent from the floor. In the offseason, Bike added highly regarded 6'9" Turkish center Mehmet Sahar to the mix, as well as Jerell Thompson, a 5'10" point guard out of Plainfield, NJ. Joshua Marshall, a 2006-07 recruit who sat out last year, is a 6'5" forward who could see time as well in a deep Sacred Heart lineup.

2006-07 Overall Statistics

##	Player	GP	GS	Min	Avg	-----TOTAL-----			-----3-PTS-----			-----REBOUNDS-----			PF	FO	A	TO	Blk	Stl	Pts	Avg				
						FG	FGA	Pct	3FG	FGA	Pct	FT	FTA	Pct									Off	Def	Tot	Avg
12	FRYE, Jarrid	32	32	866	27.1	169	354	.477	6	34	.176	81	132	.614	54	107	161	5.0	91	4	85	82	15	53	425	13.3
24	HENLEY, Joey	31	14	673	21.7	126	222	.568	0	0	.000	91	122	.746	43	95	138	4.5	67	0	14	52	28	27	343	11.1
50	SHUBIK, Drew	32	31	974	30.4	113	230	.491	40	107	.374	47	65	.723	22	104	126	3.9	74	1	128	70	6	64	313	9.8
22	HARDY, Chauncey	29	1	674	23.2	108	224	.482	39	89	.438	51	62	.823	26	43	69	2.4	76	2	82	52	2	40	306	10.6
33	GRANATO, Luke	31	19	589	19.0	88	220	.400	71	178	.399	27	34	.794	7	25	32	1.0	53	1	26	20	5	8	274	8.8
2	LITKE, Ryan	30	0	512	17.1	88	199	.442	62	144	.431	14	20	.700	11	51	62	2.1	47	1	25	41	3	25	252	8.4
44	BROOKS, Brice	24	10	574	23.9	91	175	.520	2	8	.250	53	82	.646	48	95	143	6.0	46	2	10	45	12	15	237	9.9
51	HOBSON, Tavio	32	32	881	27.5	53	130	.408	17	64	.266	49	67	.731	8	49	57	1.8	73	1	90	62	3	52	172	5.4
32	POTTER, Liam	29	19	418	14.4	58	88	.659	0	0	.000	21	38	.553	41	52	93	3.2	62	1	9	38	25	8	137	4.7
34	PETTWAY, Eugene	30	0	217	7.2	12	48	.250	0	2	.000	10	20	.500	17	18	35	1.2	31	0	6	12	10	7	34	1.1
21	HOWARD, Ryon	2	2	47	23.5	8	13	.615	2	4	.500	2	3	.667	3	5	8	4.0	6	0	4	5	0	3	20	10.0
TM	TEAM														46	65	111	3.5	0			4				
	Total	32				914	1903	.480	239	630	.379	446	645	.691	326	709	1035	32.3	626	13	479	483	109	302	2513	78.5
	Opponents	32				874	1889	.463	221	610	.362	492	701	.702	418	753	1171	36.6	568	-	417	551	95	219	2461	76.9

2006-07 NEC Statistics

##	Player	GP	GS	Min	Avg	-----TOTAL-----			-----3-PTS-----			-----REBOUNDS-----			PF	FO	A	TO	Blk	Stl	Pts	Avg				
						FG	FGA	Pct	3FG	FGA	Pct	FT	FTA	Pct									Off	Def	Tot	Avg
12	FRYE, Jarrid	18	18	498	27.7	100	206	.485	3	17	.176	44	66	.667	30	63	93	5.2	54	2	49	37	8	24	247	13.7
50	SHUBIK, Drew	18	18	578	32.1	75	143	.524	27	64	.422	33	44	.750	12	54	66	3.7	38	0	78	48	5	44	210	11.7
24	HENLEY, Joey	18	10	388	21.6	71	118	.602	0	0	.000	55	72	.764	28	59	87	4.8	38	0	12	33	12	14	197	10.9
44	BROOKS, Brice	18	7	440	24.4	70	124	.565	2	5	.400	46	71	.648	34	75	109	6.1	33	1	6	40	7	12	188	10.4
22	HARDY, Chauncey	15	0	356	23.7	63	124	.508	22	49	.449	37	40	.925	14	20	34	2.3	46	2	34	28	1	19	185	12.3
2	LITKE, Ryan	16	0	275	17.2	45	103	.437	34	78	.436	13	19	.684	8	30	38	2.4	22	0	14	22	3	12	137	8.6
33	GRANATO, Luke	17	11	307	18.1	44	105	.419	32	85	.376	13	16	.812	4	13	17	1.0	32	0	13	14	1	7	133	7.8
51	HOBSON, Tavio	18	18	478	26.6	24	60	.400	7	29	.241	27	36	.750	4	25	29	1.6	43	1	41	32	3	23	82	4.6
32	POTTER, Liam	16	8	199	12.4	28	41	.683	0	0	.000	8	19	.421	24	24	48	3.0	28	0	4	21	15	5	64	4.0
34	PETTWAY, Eugene	16	0	106	6.6	8	24	.333	0	0	.000	3	8	.375	11	7	18	1.1	15	0	2	5	5	4	19	1.2
TM	TEAM														23	38	61	3.4	0			1				
	Total	18				528	1048	.504	127	327	.388	279	391	.714	192	408	600	33.3	349	6	253	281	60	164	1462	81.2
	Opponents	18				496	1062	.467	128	353	.363	273	390	.700	219	383	602	33.4	341	-	223	294	43	135	1393	77.4

2007-08 NEC Basketball

Summer Preview



St. Francis (NY)

Terriers

2006-07: 9-22 Overall, 7-11 NEC

2007-08 Schedule

N 9	Hartford	7:00 pm
N 14	at St. John's	7:30 pm
N 17	at Maine	7:00 pm
N 21	Hofstra	7:00 pm
N 24	at Manhattan	7:00 pm
N 28	Fairfield	7:00 pm
D 2	Ohio	2:00 pm
D 6	at QUINNIPIAC	7:00 pm
D 8	at WAGNER	TBA
D 10	at Columbia	7:00 pm
D 15	at Albany	2:00 pm
D 22	at South Florida	TBA
D 29	Navy	7:00 pm
J 3	MOUNT ST. MARY'S	7:00 pm
J 5	CCSU	4:00 pm
J 10	at LONG ISLAND	7:00 pm
J 12	at FAIRLEIGH DICKINSON	TBA
J 17	QUINNIPIAC	7:00 pm
J 19	MONMOUTH	4:00 pm
J 24	at SAINT FRANCIS (PA)	7:00 pm
J 26	at ROBERT MORRIS	7:00 pm
J 31	at MOUNT ST. MARY'S	7:00 pm
F 2	SACRED HEART	4:00 pm
F 9	at CCSU	TBA
F 14	SAINT FRANCIS (PA)	7:00 pm
F 16	ROBERT MORRIS	4:00 pm
F 21	at SACRED HEART	7:00 pm
F 23	FAIRLEIGH DICKINSON	4:00 pm
F 28	LONG ISLAND	7:00 pm
NEC Tournament (all games at higher seed)		
M 6	Quarterfinals	
M 9	Semifinals	
M 12	Championship	

Schedule is tentative. NEC games in CAPS.

2006-07 Results

BCA Invitational (at Syracuse)		
N 10	at #20 Syracuse	L 51-83
N 11	vs. UTEP	L 52-54
N 12	vs. Penn	L 56-86
N 18	Maine	L 60-79
N 22	at UMass	L 49-63
N 26	at Fordham	L 49-76
N 29	at CCSU	L 64-77
D 2	at Fairfield	L 64-68 (OT)
D 5	at St. John's	L 42-59
D 7	SAINT FRANCIS (PA)	L 50-54
D 12	at Hofstra	L 64-67
D 17	at Hartford	L 52-58
D 21	Manhattan	W 76-73 (OT)
D 30	Columbia	W 67-58
J 6	SACRED HEART	L 58-63
J 8	at LONG ISLAND	W 68-52
J 11	at MOUNT ST. MARY'S	L 54-72
J 13	WAGNER	L 66-73
J 18	at QUINNIPIAC	L 72-74
J 20	at WAGNER	W 66-51
J 22	MONMOUTH	W 69-57
J 25	CCSU	L 61-69
F 1	QUINNIPIAC	L 70-73 (OT)
F 3	at MONMOUTH	L 60-69
F 9	at FAIRLEIGH DICKINSON	W 71-69
F 11	LONG ISLAND	L 79-81 (OT)
F 15	at SAINT FRANCIS (PA)	L 74-81
F 17	at ROBERT MORRIS	W 102-97 (OT)
F 24	MOUNT ST. MARY'S	W 56-55
F 26	FAIRLEIGH DICKINSON	W 72-69
NEC Tournament (all games at higher seed)		
M 1	at #1 CCSU	L 61-79

NEC Games in CAPS

SFNY Quick Facts

Administration

Location: Brooklyn, NY
Founded: 1884
Enrollment: 2,300
Nickname: Terriers
Colors: Red & Blue
Home Court/Capacity: Pope PEC/1,200

Personnel

President: Dr. Frank Macchiarola
Faculty Representative:
 Dr. Thomas Quigley
Athletic Director: Irma Garcia
SWA: Kelly Hall Barsky

Sports Information

SID: David Gansell
SID Phone: (718) 489-5369
SID Fax Line: (718) 797-2140
Press Row Phone: (718) 489-5412
SID e-mail:
 dgansell@stfranciscollege.edu
St. Francis (NY) website:
 athletics.stfranciscollege.edu

Basketball Information

2006-07 Record: 9-22
NEC Record/Finish: 7-11/8th-tie
NEC Tournament Finish:
 Lost in quarterfinals to CCSU
Starters Returning/Lost: 4/1
Letterman Returning/Lost: 9/3

Coaching Staff

Head Coach: Brian Nash
Alma Mater/Year: Keene State/1992
Record at SFNY/Years: 19-39/2
Overall Record/Years: 19-39/2
Assistant Coaches: Jim Datka, Clive Bentick, Michael Netti
Basketball Office Phone: (718) 489-5441

SFNY Roster

No	Player	Pos	Ht	Wt	Yr	Hometown/High School or Previous College
1	Rainier Rickards	G/F	6-5	195	So	Corona, NY/Florida Prep
2	Otis Campbell	G	6-2	215	Jr	Jersey City, NJ/St. Anthony's (Hutchinson CC)
3	Jamaal Womack*	G	5-8	170	Jr	Bronx, NY/Our Saviour Lutheran
5	Marcus Williams*	G	6-3	220	Sr	Jersey City, NJ/St. Anthony's (Globe Institute)
10	Sami Pekkola	F	6-7	220	Sr	Finland/Salpausselan
12	Robert Hines*	F	6-5	250	Sr	Trenton, NJ/Arizona Western CC
20	Bass Yessoufou*	C	6-9	218	Sr	Ivory Coast/Palm Beach CC
21	David Burton	F	6-5	220	So	Philadelphia, PA/Philadelphia Lutheran
32	Kayode Ayeni	F	6-5	180	So	Brooklyn, NY/
44	John Gooden	F	6-6	220	Jr	Bronx, NY/Cardinal Hayes (Gunnery Prep (CT))

Newcomers

4	Lateef Willis	G	5-8		Fr	Bronx, NY/Cardinal Hayes
11	Ricky Cadell	G	6-2	175	Fr	New York, NY/The Patterson School (NC)
45	Rocco Rubino	G	6-3	170	Fr	Brooklyn, NY/Archbishop Molloy

Key Losses

14	Ruandy Melo	G	6-0	160		
15	Allan Sheppard#	G/F	6-5	200		
40	James St. Robert	F	6-8	230		

* Starter Returning # Starter Lost

SFNY Leading Active...

Scorers

Robert Hines	510	2006-07
James St. Robert	290	2004-07
Jamaal Womack	490	2005-07
Marcus Williams	247	2006-07
John Gooden	235	2005-07

Assists

Jamaal Womack	129	2005-07
Marcus Williams	83	2006-07
Robert Hines	75	2006-07
John Gooden	23	2005-07
Sami Pekkola	22	2004-07

Rebounders

James St. Robert	206	2004-07
John Gooden	194	2005-07
Robert Hines	183	2006-07
Marcus Williams	153	2006-07
Jamaal Womack	152	2005-07

Three-Pointers

Jamaal Womack	91	2005-07
Sami Pekkola	38	2004-07
Robert Hines	28	2006-07
Marcus Williams	8	2006-07
Rainier Rickards	4	2006-07



Starters Returning: 4/5 Letterwinners Returning: 9/12

2007-08 Preview

From the perspective of **St. Francis (NY)** head coach Brian Nash, the painful start to the 2006-07 season faded into a distant memory by late February. But just as the Terriers were hitting their stride by winning three straight over upper echelon teams to close out the regular season and earn an NEC Tournament berth for the 16th time in the last 17 years, a loss to eventual conference champion Central Connecticut State in the quarterfinals ended the season on an abrupt note. Now in his third year, with his rebuilding plan at the Brooklyn school in full swing, Nash has designs on making a serious postseason run in 2007-08, perhaps using his team's late-season charge both as a motivational tool and as a reflection of the Terriers' true potential. One thing is certain: with four returning starters and six of the top-seven scorers back in the fold, St. Francis will be one of the more experienced teams in the conference. The centerpiece of the Terriers is 6'5" senior forward Robert Hines, a high octane talent who earned second team all-NEC recognition last season, his first with the program. Despite his 250 lb. frame, he sacrifices little in the way of quickness and is one of the best in the conference both in the low post and at creating his own shot off the dribble. With surprising range on his jumper and the ability to locate open teammates from the high post, Hines was clearly the Terriers' go-to scorer a year ago when he ranked fifth in the conference with 16.5 ppg and also added 5.9 rpg and 2.4 apg. Doing his best to feed Hines the ball will be junior guard Jamaal Womack, a 5'8 jitterbug whose tireless play and hustle often served as a momentum changer for the Terriers. He ranked third on the club with 10.6 ppg and by adding a reliable three-point shot to his arsenal, helped spread the floor and open up the middle of the lane for a team loaded with slashers. Womack finished seventh in the NEC with 67 treys on the year, including nine in a career-high 31 point outing in the Terriers' win over Robert Morris in mid-February. Sharing playmaking duties with Womack will be 6'3" senior guard Marcus Williams. A physical player who isn't afraid to mix it up underneath, Williams possesses outstanding court vision and led the Terriers with 2.8 apg. He also ranked seventh in the conference with 1.7 spg and averaged 8.2 ppg and 5.1 rpg on the year. Junior Otis Campbell, a 6'2", 215 lb. guard who was a former high school teammate of Williams at powerhouse St. Anthony's in New Jersey, will be a welcome addition to the backcourt after sitting out last season with injuries. A pair of experienced hands will flank Hines in the frontcourt in senior Bass Yessoufou and junior John Gooden. Active on both ends of the floor, the lithe, 6'9" Yessoufou (5.1 ppg, 3.6 rpg) started 25 games for St. Francis last season, hitting 53.2 percent shots from the floor to lead the team. The rugged Gooden (4.6 rpg, 3.9 rpg) has a nose for the hoop and at 6'6", 230 lbs., has provided the Terriers with a spark off the bench in each of the last two years. Athletic swingman Kayode Ayeni (3.0 ppg, 3.2 rpg) came on strong in his freshman season, displaying terrific leaping skills and the ability to convert in the open court. Others looking to break into the regular frontcourt rotation include senior three-point specialist Sami Pekkola and sophomores David Burton and Rainier Rickards. While the Terriers were the top rebounding team in the NEC last season with a +3.9 margin, Nash made it a priority to shore up the team's outside shooting in the offseason. St. Francis shot just 41.2 percent from the field in 2006-07, but that could be remedied with the addition of 6'3" freshman guard Rocco Rubino, one of New York City's top three-point shooters last season when he was selected to the CHSAA first team after averaging 15.0 ppg at Archbishop Molloy. Another backcourt addition, 6'2" Ricky Cadell, is a polished point guard prospect who finished his senior season at The Patterson School in North Carolina averaging 15.0 ppg, 7.0 apg and 5.0 rpg. Nash added a third guard over the summer in 5'8" Lateef Willis out of Cardinal Hayes in the Bronx.

2006-07 Overall Statistics

##	Player	GP	GS	Min	Avg	-----TOTAL-----			-----3-PTS-----			-----REBOUNDS-----				PF	FO	A	TO	Blk	Stl	Pts	Avg			
						FG	FGA	Pct	3FG	FGA	Pct	FT	FTA	Pct	Off									Def	Tot	Avg
12	HINES, Robert	31	30	1090	35.2	175	458	.382	28	106	.264	132	173	.763	72	111	183	5.9	82	0	75	119	19	30	510	16.5
15	SHEPPARD, Allan	31	31	1029	33.2	135	282	.479	10	30	.333	55	115	.478	63	96	159	5.1	84	0	61	74	19	44	335	10.8
03	WOMACK, Jamaal	31	30	1062	34.3	110	299	.368	67	189	.354	43	68	.632	20	61	81	2.6	73	3	56	62	1	41	330	10.6
05	WILLIAMS, Marcus	30	25	994	33.1	92	225	.409	8	33	.242	55	99	.556	57	96	153	5.1	91	3	83	104	8	50	247	8.2
20	YESSOUFOU, Bass	30	25	550	18.3	58	109	.532	0	0	.000	36	53	.679	54	54	108	3.6	100	6	6	45	8	19	152	5.1
44	GOODEN, John	29	2	543	18.7	50	104	.481	0	4	.000	32	54	.593	33	81	114	3.9	74	1	13	35	9	12	132	4.6
32	AYENI, Kayode	29	5	392	13.5	34	79	.430	3	24	.125	15	24	.625	36	56	92	3.2	40	0	7	38	5	11	86	3.0
14	MELO, Ruandy	19	0	168	8.8	16	48	.333	6	20	.300	14	19	.737	5	14	19	1.0	20	0	8	21	0	10	52	2.7
40	ST. ROBERT, James	21	4	192	9.1	20	46	.435	0	0	.000	7	15	.467	22	29	51	2.4	24	0	2	19	7	2	47	2.2
01	RICKARDS, Rainier	23	3	212	9.2	14	55	.255	4	24	.167	4	11	.364	15	13	28	1.2	21	0	8	14	0	5	36	1.6
21	BURTON, David	13	0	70	5.4	5	14	.357	1	4	.250	3	5	.600	6	10	16	1.2	10	0	3	9	1	3	14	1.1
10	PEKKOLA, Sami	6	0	45	7.5	6	15	.400	1	6	.167	1	4	.250	4	5	9	1.5	12	0	1	5	1	0	14	2.3
34	PALMER, Carl	2	0	2	1.0	0	1	.000	0	0	.000	0	0	.000	0	0	0	0.0	0	0	0	0	0	0	0	0.0
TM	TEAM														71	60	131	4.2	0			8				
	Total	31				715	1735	.412	128	440	.291	397	640	.620	458	686	1144	36.9	631	13	323	553	78	227	1955	63.1
	Opponents	31				719	1614	.445	216	611	.354	486	702	.692	332	690	1022	33.0	591	-	444	496	119	246	2140	69.0

2006-07 NEC Statistics

##	Player	GP	GS	Min	Avg	-----TOTAL-----			-----3-PTS-----			-----REBOUNDS-----				PF	FO	A	TO	Blk	Stl	Pts	Avg			
						FG	FGA	Pct	3FG	FGA	Pct	FT	FTA	Pct	Off									Def	Tot	Avg
12	HINES, Robert	18	18	670	37.2	117	293	.399	18	71	.254	81	106	.764	50	65	115	6.4	48	0	49	77	9	19	333	18.5
15	SHEPPARD, Allan	18	18	615	34.2	91	168	.542	4	14	.286	38	76	.500	38	62	100	5.6	52	0	40	44	8	26	224	12.4
03	WOMACK, Jamaal	18	18	622	34.6	59	169	.349	41	114	.360	39	60	.650	11	32	43	2.4	42	1	37	35	1	25	198	11.0
05	WILLIAMS, Marcus	17	16	592	34.8	54	125	.432	4	10	.400	34	61	.557	36	64	100	5.9	53	2	53	62	3	36	146	8.6
20	YESSOUFOU, Bass	17	16	330	19.4	35	62	.565	0	0	.000	24	34	.706	34	39	73	4.3	53	3	3	26	4	8	94	5.5
44	GOODEN, John	17	2	328	19.3	28	62	.452	0	2	.000	16	29	.552	26	52	78	4.6	45	1	9	19	1	7	72	4.2
32	AYENI, Kayode	18	2	248	13.8	27	49	.551	2	13	.154	8	13	.615	26	36	62	3.4	25	0	4	23	4	7	64	3.6
14	MELO, Ruandy	11	0	93	8.5	10	25	.400	4	12	.333	8	10	.800	3	7	10	0.9	7	0	6	9	0	8	32	2.9
01	RICKARDS, Rainier	11	0	102	9.3	10	29	.345	2	11	.182	4	11	.364	10	7	17	1.5	9	0	5	7	0	2	26	2.4
40	ST. ROBERT, James	9	0	48	5.3	6	11	.545	0	0	.000	1	1	1.000	4	5	9	1.0	4	0	0	3	2	1	13	1.4
21	BURTON, David	7	0	32	4.6	1	4	.250	0	1	.000	3	5	.600	2	7	9	1.3	5	0	1	5	1	1	5	0.7
10	PEKKOLA, Sami	3	0	19	6.3	2	7	.286	1	4	.250	0	0	.000	1	0	1	0.3	6	0	0	4	1	0	5	1.7
TM	TEAM														31	30	61	3.4	0			5				
	Total	18				440	1004	.438	76	252	.302	256	406	.631	272	406	678	37.7	349	7	207	319	34	140	1212	67.3
	Opponents	18				414	919	.450	132	363	.364	277	400	.692	164	369	533	29.6	354	-	260	288	61	133	1237	68.7

2007-08 NEC Basketball

Summer Preview



Saint Francis (PA)

Red Flash

2006-07: 8-21 Overall, 5-13 NEC

2007-08 Schedule

N 10	American	7:00 pm
N 12	at Penn State	TBA
N 14	Morgan State	7:00 pm
N 17	Lehigh	7:00 pm
N 24	at La Salle	TBA
N 28	Youngstown State	7:00 pm
D 1	at Bucknell	TBA
D 8	at ROBERT MORRIS	7:00 pm
D 15	Lock Haven	7:00 pm
D 19	Iona	7:00 pm
D 21	at Duquesne	TBA
D 28	at Arizona State	TBA
J 3	QUINNIPIAC	7:00 pm
J 5	MONMOUTH	7:00 pm
J 10	at CCSU	7:00 pm
J 12	at WAGNER	TBA
J 17	at MOUNT ST. MARY'S	7:00 pm
J 19	ROBERT MORRIS	7:00 pm
J 24	ST. FRANCIS (NY)	7:00 pm
J 26	CCSU	7:00 pm
J 31	at QUINNIPIAC	7:00 pm
F 7	LONG ISLAND	7:00 pm
F 9	FAIRLEIGH DICKINSON	7:00 pm
F 14	at ST. FRANCIS (NY)	7:00 pm
F 16	at SACRED HEART	TBA
F 21	WAGNER	7:00 pm
F 23	MOUNT ST. MARY'S	7:00 pm
F 28	at MONMOUTH	TBA
M 1	at FAIRLEIGH DICKINSON	TBA
NEC Tournament (all games at higher seed)		
M 6	Quarterfinals	
M 9	Semifinals	
M 12	Championship	

Schedule is tentative. NEC games in CAPS

2006-07 Results

N 18	Lock Haven	W 94-60
N 20	St. Bonaventure	W 76-54
N 25	La Salle	L 60-69
N 27	at Howard	L 69-75
N 29	Bucknell	L 56-60
D 4	at Liberty	L 67-84
D 7	at ST. FRANCIS (NY)	W 54-50
D 9	at SACRED HEART	L 91-103
D 16	Liberty	W 70-56
D 19	at Akron	L 44-79
D 22	Duquesne	L 71-72
D 30	at Georgia Tech	L 43-87
J 2	at American	L 63-73
J 4	CCSU	L 61-80
J 6	QUINNIPIAC	L 82-89
J 11	at FAIRLEIGH DICKINSON	L 84-91
J 13	at LONG ISLAND	L 60-72
J 18	MOUNT ST. MARY'S	L 63-67
J 20	SACRED HEART	L 64-72
J 23	ROBERT MORRIS	L 75-94
J 25	at MONMOUTH	L 66-71
J 27	at WAGNER	L 67-83
F 3	at ROBERT MORRIS	L 68-76
F 8	at MOUNT ST. MARY'S	L 43-58
F 15	ST. FRANCIS (NY)	W 81-74
F 17	WAGNER	L 54-57
F 22	at QUINNIPIAC	W 73-72
F 24	LONG ISLAND	W 72-56
F 26	MONMOUTH	W 73-62

NEC Games in CAPS

SFPA Quick Facts

Administration

Location: Loretto, PA
Founded: 1847
Enrollment: 2,000
Nickname: Red Flash
Colors: Red and White
Home Court/Capacity:
 DeGol Arena in the Maurice Stokes Athletic Center/3,500

Personnel

President:
 Rev. Gabriel Zeis, T.O.R.
Faculty Representative:
 Father Malachi van Tassell
Athletic Director: Bob Krimmel
SWA: Erika Renwick

Sports Information

SID: Bob Volkert
SID Phone: (814) 472-3128
SID Fax Line: (814) 472-3196
SID e-mail: rvolkert@francis.edu
Press Row Phone: (814) 472-3145
Hotline: (814) 472-3896
St. Francis (PA) website:
www.francis.edu/AthleticsHome.htm

Basketball Information

2006-07 Record: 8-21
NEC Record/Finish: 5-13/11th
NEC Tournament Finish:
 Did not qualify
Starters Returning/Lost: 5/0
Letterman Returning/Lost: 12/2

Coaching Staff

Head Coach: Bobby Jones
Alma Mater/Year: Western Kentucky/1984
Record at SFPA/Years: 79-144/8
Overall Record/Years: 79-144/8
Assistant Coaches: Rob Krimmel, Winston Smith, Joey Goodson
Basketball Office Phone: (814) 472-3286

SFPA Roster

No	Player	Pos	Ht	Wt	Yr	Hometown/High School or Previous College
1	Devin Sweetney*	G/F	6-6	180	So	Washington, D.C./Riverdale Baptist
5	Chris Berry*	G/F	6-4	190	Jr	Seagoville, TX/Seagoville (Lon Morris CC)
11	Marquis Ford*	G	5-10	175	Jr	St. Petersburg, FL/St. Petersburg
15	Cale Nelson*	G	5-10	180	Jr	Newville, PA/Big Spring
20	Chris McFarland	G	6-0	180	So	Temple Hills, MD/Riverdale Baptist
23	Bassirou Dieng*	F	6-9	215	Jr	Dakar, Senegal/Riverdale Baptist (Norfolk St.)
30	Grant Suprenant	G	6-5	180	Jr	Palatine, IL/Palatine
33	Kyle Jackson	G	6-3	175	Jr	Bolingbrook, IL/Plainfield Central (Lon Morris CC)
35	Mislav Jukic	F	6-7	220	So	Zagreb, Croatia/Life Center Academy (NJ)
40	Randy Spaid	F/C	6-8	200	So	Portage, Pa/Portage
43	Steve Profeta	G	6-5	180	Jr	Carnegie, PA/Chartiers Valley
45	Kurt Hoffman	F	6-6	210	So	Johnstown, PA/Greater Johnstown

Newcomers

14 Sorena Orandi G 6-0 180 Fr Vastra Frolunda, Gothenburg, Sweden/Solebury Prep (PA)

Key Loss

21 J.R. Enright C 6-10 250
 34 Jelani Lawrence F 6-6 225

* Starter Returning # Starter Lost

SFPA Leading Active...

Scorers

Marquis Ford	409	2005-07
Devin Sweetney	376	2006-07
Chris Berry	339	2006-07
Grant Supranant	296	2005-07
Cale Nelson	279	2004-07

Rebounders

Devin Swetney	222	2006-07
Chris Berry	141	2006-07
Marquis Ford	129	2005-07
Bassirou Dieng	109	2006-07
Steve Profeta	79	2005-07

Assists

Marquis Ford	173	2005-07
Cale Nelson	121	2004-07
Devin Sweetney	60	2006-07
Chris Berry	44	2006-07
Steve Profeta	38	2005-07

Three-Pointers

Marquis Ford	77	2005-07
Grant Supranant	68	2005-07
Cale Nelson	50	2004-07
Steve Profeta	24	2005-07
Chris Berry	22	2006-07



Starters Returning: 5/5

Letterwinners Returning: 12/14

2007-08 Preview

All it took was one two week stretch to give ninth year head coach Bobby Jones and the Saint Francis (PA) faithful something to look forward to in 2007-08. After a promising start gave way to a school record 15-game losing streak, things looked bleak for the Red Flash, but instead of wilting away, the team regrouped to win four of its last five games to close out the year. "I am really proud of these guys," said Jones at the time. "They showed a lot of character and heart down the stretch." If Saint Francis is to carry the momentum into the coming season, Jones will need continued development from a host of young and talented players - all five starters return, as do 12-of-14 letterwinners - who were thrust into the spotlight a year ago. In fact, the team will likely go as far as sophomore Devin Sweetney can carry it, given that the Red Flash do not feature a single senior on the roster. Sweetney, a 6'6" swingman who took the NEC by storm last season, may shoulder an even heavier load than he did a year ago when he led the team - and all NEC freshman - with 13.0 ppg, 7.7 rpg and six double-doubles. A sinewy slasher and explosive leaper, the NEC all-Rookie pick formed a terrific one-two punch on the wing with fellow newcomer Chris Berry. A 6'4" junior, Berry is a natural scorer with a reliable stroke from the outside. He averaged 11.7 ppg last season and also snared 4.9 rpg. By rolling out what amounts to a four-guard lineup at times, Jones will be counting on his team's quickness and three-point shooting prowess to win games. To that end, returning starters Marquis Ford and Cale Nelson will play a key role in delivering the ball to Sweetney and Berry, while serving as capable scorers in their own right. Ford's ability to play off the ball and development as a three-point threat last season were significant benchmarks in his career. In addition to averaging 9.3 ppg and 4.1 apg (seventh in league), he hit a team-high 51 trifectas on the year and led the NEC with an astounding 51.0 percent conversion rate from beyond the arc. After a year off, Nelson returned to the club and logged significant minutes for the first time in his tenure at Saint Francis. Displaying poise and superb court vision at the point, he finished the year with 8.7 ppg, 3.6 apg and 46 three-pointers, Nelson also ranked third in the conference in free throw percentage (.863) and fifth in assist-to-turnover ratio (1.54:1). The Red Flash will also rely heavily on agile 6'9" junior forward Bassirou Dieng, who started 26 games in 2006-07. An active defender who is able to run the floor and finish in transition, Dieng averaged 6.2 ppg, 3.9 rpg, led the team with 28 blocks and even hit 10-21 shots from downtown. Jones will need better production from his bench this season, with seven players who averaged 2.1 ppg or less set to return. Junior guard Grant Surprenant is a proven marksman from long range, having hit 68 treys in his first two years. His classmate, Steve Profeta, struggled with his shot last season, but the 6'5" guard did show potential as a freshman 2005-06. Junior guard Kyle Jackson, along with sophomore forwards Mislav Jukic, Kurt Hoffman and Randy Spaid, and sophomore guard Chris McFarland, will all look to make an impact after limited playing time a year ago. Jones elected to use just one of his two remaining scholarships in the offseason, landing 6'0" point guard Sorena Orandi, who has played for the Under-18 Swedish National Team and spent last year at Solebury Prep near Philadelphia where he was a multi-sport athlete, also competing in cross country and track and field.

2006-07 Overall Statistics

##	Player	GP	GS	Min	Avg	-----TOTAL-----			-----3-PTS-----			-----REBOUNDS-----				PF	FO	A	TO	Blk	Stl	Pts	Avg				
						FG	FGA	Pct	3FG	FGA	Pct	FT	FIA	Pct	Off									Def	Tot	Avg	
01	SWEETNEY, Devin	29	29	976	33.7	119	274	.434	17	65	.262	121	145	.834	81	141	222	7.7	73	4	60	90	8	31	376	13.0	
05	BERRY, Chris	29	29	895	30.9	109	238	.458	22	62	.355	99	141	.702	55	86	141	4.9	63	0	44	57	7	28	339	11.7	
21	ENRIGHT, J.R.	22	22	554	25.2	100	206	.485	21	42	.500	39	48	.812	33	70	103	4.7	62	4	8	46	6	9	260	11.8	
15	NELSON, Cale	29	10	598	20.6	72	204	.353	46	141	.326	63	73	.863	12	48	60	2.1	46	1	103	67	0	13	253	8.7	
11	FORD, Marquis	24	24	780	32.5	70	163	.429	51	100	.510	32	48	.667	10	57	67	2.8	54	2	98	82	2	22	223	9.3	
23	DIENG, Bassirou	28	26	623	22.2	61	134	.455	10	21	.476	43	69	.623	35	74	109	3.9	60	0	15	41	28	11	175	6.2	
34	LAWRENCE, Jelani	29	4	497	17.1	58	99	.586	0	0	.000	37	57	.649	37	53	90	3.1	89	8	20	40	23	15	153	5.3	
30	SURPRENANT, Grant	26	0	176	6.8	16	47	.340	13	36	.361	3	5	.600	4	12	16	0.6	14	0	0	7	2	3	48	1.8	
35	JUKIC, Mislav	18	0	116	6.4	12	28	.429	3	9	.333	11	21	.524	6	7	13	0.7	13	1	4	12	3	5	38	2.1	
45	HOFFMAN, Kurt	27	1	259	9.6	13	30	.433	2	4	.500	4	9	.444	17	21	38	1.4	24	0	5	11	3	5	32	1.2	
43	PROFETA, Steve	22	0	113	5.1	6	40	.150	3	30	.100	5	9	.556	4	8	12	0.5	15	0	8	6	1	5	20	0.9	
20	McFARLAND, Chris	26	0	149	5.7	5	14	.357	0	3	.000	4	6	.667	1	7	8	0.3	20	0	9	15	2	4	14	0.5	
40	SPAUD, Randy	10	0	21	2.1	3	6	.500	1	2	.500	2	4	.500	1	0	1	0.1	2	0	1	1	0	2	9	0.9	
33	JACKSON, Kyle	14	0	41	2.9	0	5	.000	0	2	.000	4	6	.667	2	6	8	0.6	3	0	4	2	0	2	4	0.3	
TM	TEAM																										
	Total	29				644	1488	.433	189	517	.366	467	641	.729	329	644	973	33.6	539	20	379	486	85	155	1944	67.0	
	Opponents	29				760	1637	.464	160	432	.370	416	582	.715	331	613	944	32.6	574	-	338	369	104	247	2096	72.3	

2006-07 NEC Statistics

##	Player	GP	GS	Min	Avg	-----TOTAL-----			-----3-PTS-----			-----REBOUNDS-----				PF	FO	A	TO	Blk	Stl	Pts	Avg			
						FG	FGA	Pct	3FG	FGA	Pct	FT	FIA	Pct	Off									Def	Tot	Avg
05	BERRY, Chris	18	18	559	31.1	77	157	.490	15	45	.333	66	93	.710	32	46	78	4.3	44	0	25	38	4	17	235	13.1
01	SWEETNEY, Devin	18	18	629	34.9	75	171	.439	13	41	.317	65	80	.812	56	87	143	7.9	51	3	39	53	5	20	228	12.7
11	FORD, Marquis	18	18	592	32.9	55	116	.474	41	74	.554	27	39	.692	6	41	47	2.6	42	2	72	57	1	17	178	9.9
15	NELSON, Cale	18	5	340	18.9	45	121	.372	27	90	.300	41	46	.891	8	27	35	1.9	29	1	54	37	0	6	158	8.8
23	DIENG, Bassirou	17	15	369	21.7	42	87	.483	5	13	.385	25	43	.581	19	49	68	4.0	38	0	9	26	19	8	114	6.7
34	LAWRENCE, Jelani	18	4	339	18.8	45	64	.703	0	0	.000	20	35	.571	25	30	55	3.1	58	6	14	27	15	10	110	6.1
21	ENRIGHT, J.R.	11	11	254	23.1	41	90	.456	12	27	.444	13	15	.867	15	23	38	3.5	29	1	3	17	2	5	107	9.7
30	SURPRENANT, Grant	15	0	100	6.7	11	29	.379	8	22	.364	2	3	.667	3	5	8	0.5	9	0	0	6	2	1	32	2.1
45	HOFFMAN, Kurt	17	1	179	10.5	10	20	.500	1	2	.500	3	7	.429	12	12	24	1.4	17	0	4	6	3	3	24	1.4
35	JUKIC, Mislav	12	0	77	6.4	7	19	.368	2	6	.333	7	12	.583	3	5	8	0.7	11	1	2	8	1	4	23	1.9
43	PROFETA, Steve	15	0	61	4.1	2	21	.095	1	17	.059	4	7	.571	1	4	5	0.3	10	0	6	3	1	4	9	0.6
20	McFARLAND, Chris	16	0	72	4.5	2	6	.333	0	2	.000	2	4	.500	0	4	4	0.2	8	0	2	2	1	2	6	0.4
33	JACKSON, Kyle	7	0	23	3.3	0	1	.000	0	1	.000	4	6	.667	0	4	4	0.6	2	0	1	0	0	2	4	0.6
40	SPAUD, Randy	5	0	7	1.4	1	1	1.000	0	0	.000	1	2	.500	0	0	0	0.0	1	0	0	0	0	0	3	0.6
TM	TEAM																									
	Total	18				413	903	.457	125	340	.368	280	392	.714	199	363	562	31.2	350	14	231	287	54	99	1231	68.4
	Opponents	18				473	971	.487	103	258	.399	278	383	.726	197	353	550	30.6	360	-	211	224	52	145	1327	73.7

2007-08 NEC Basketball

Summer Preview



Wagner

Seahawks

2006-07: 11-19 Overall, 8-10 NEC

2007-08 Schedule

N 9	at Lafayette	TBA
N 14	Manhattan	TBA
N 17	at St. Peter's	TBA
N 20	William & Mary	TBA
N 24	Bucknell	TBA
N 28	at Brown	TBA
D 1	at Yale	TBA
D 4	Columbia	TBA
D 8	ST. FRANCIS (NY)	TBA
D 15	UMES	TBA
D 22	at Loyola Marymount	TBA
D 29	at Kansas State	TBA
J 3	CCSU	TBA
J 5	at SACRED HEART	TBA
J 10	at MONMOUTH	TBA
J 12	SAINT FRANCIS (PA)	TBA
J 17	at LONG ISLAND	TBA
J 24	MOUNT ST. MARY'S	TBA
J 26	at FAIRLEIGH DICKINSON	TBA
J 31	LONG ISLAND	TBA
F 2	at CCSU	TBA
F 7	at MOUNT ST. MARY'S	7:00 pm
F 9	at QUINNIPIAC	2:00 pm
F 14	SACRED HEART	TBA
F 16	MONMOUTH	TBA
F 21	at SAINT FRANCIS (PA)	7:00 pm
F 23	at ROBERT MORRIS	7:00 pm
F 28	FAIRLEIGH DICKINSON	TBA
M 1	QUINNIPIAC	7:00 pm
NEC Tournament (all games at higher seed)		
M 6	Quarterfinals	
M 9	Semifinals	
M 12	Championship	

Schedule is tentative. NEC games in CAPS

2006-07 Results

N 10	Lafayette	L 70-76
N 14	at Manhattan	L 60-63
N 18	at UMES	W 82-76
N 20	at William & Mary	L 53-77
N 25	Vermont	L 69-77
N 28	Brown	L 61-66
D 2	Yale	W 72-65
D 5	at Columbia	L 44-70
D 9	ROBERT MORRIS	W 72-60
D 15	Union	W 105-64
D 19	at Purdue	L 56-95
D 21	at Indiana State	L 86-92 (OT)
J 4	at MONMOUTH	L 58-69
J 6	at FAIRLEIGH DICKINSON	L 95-96 (OT)
J 11	QUINNIPIAC	L 72-80
J 13	at ST. FRANCIS (NY)	W 73-66
J 20	ST. FRANCIS (NY)	L 51-66
J 22	LONG ISLAND	W 88-74
J 25	at MOUNT ST. MARY'S	L 70-80
J 27	SAINT FRANCIS (PA)	W 83-67
J 30	at LONG ISLAND	W 80-77
F 5	SACRED HEART	W 80-76
F 8	MONMOUTH	L 63-70
F 10	at SACRED HEART	L 79-81
F 17	at SAINT FRANCIS (PA)	W 57-54
F 18	at ROBERT MORRIS	L 63-71
F 22	MOUNT ST. MARY'S	L 77-82
F 24	FAIRLEIGH DICKINSON	W 91-63
F 26	at CCSU	L 54-79
NEC Tournament (all games at higher seed)		
M 1	at #2 Sacred Heart	L 68-100

NEC Games in CAPS

Wagner Quick Facts

Administration

Location: Staten Island, NY
Founded: 1883
Enrollment: 2,000
Nickname: Seahawks
Colors: Green & White
Home Court/Capacity:
 Spiro Sports Center/2,100

Personnel

President: Dr. Richard Guarasci
Faculty Representative:
 Dr. John Esser
Athletic Director: Walt Hameline
SWA: Peg Hefferan

Sports Information

SID: John Beisser
SID Phone: (718) 390-3227
SID Fax Line: (718) 390-3347
SID E-mail: john.beisser@wagner.edu
Press Row Phone: (718) 420-4433
Wagner website:
 www.wagnerathletics.com

Coaching Staff

Head Coach: Mike Deane
Alma Mater/Year: Potsdam State/1974
Record at WC/Years: 51-65/4
Overall Record/Years: 394-285/23
Assistant Coaches: Kenyon Spears, Marlon Sears, John Pugliese
Basketball Office Phone: (718) 390-3462

Basketball Information

2006-07 Record: 11-19
NEC Record/Finish: 8-10/7th
NEC Tournament Finish:
 Lost in quarterfinals to Sacred Heart
Starters Returning/Lost: 4/1
Letterman Returning/Lost: 7/3

Wagner Roster

No	Player	Pos	Ht	Wt	Yr	Hometown/High School or Previous College
5	Joey Mundweiler*	G	6-2	180	Jr	Olathe, KS/Olathe East
13	Doug Elwell	G	6-5	175	So	Staten Island, NY/Monsignor Farrell
15	James Ulrich*	F	6-6	215	Sr	Mt. Laurel, NJ/Camden Catholic
20	Jamal Smith*	G	6-5	210	Jr	Baltimore, MD/Towson Catholic
23	Mark Porter*	G	6-1	190	Sr	Atlantic City, NJ/St. Augustine Prep
25	Durell Vinson	F	6-7	225	Sr	Vineland, NJ/St. Augustine Prep
33	Justin Drummond	F	6-6	200	Jr	Baltimore, MD/McDonogh
34	Llewchean Radford	F	6-4	230	Jr	Newport News, VA/Heritage
55	Michael Orock	F	6-7	200	So	Hoboken, NJ/Hoboken

Newcomers

4	Caleb Stratton	G	6-2	175	Fr	Carlsbad, CA/La Costa Canyon
10	Jaren Haley	G	5-10	160	Fr	Woodbridge, VA/Freedom
12	Clayell Harris	F	6-7	240	Fr	London, England/Bridgeton Academy (ME)
22	Clifton Spiller	F	6-7	225	Fr	Absecon, NJ/Holy Spirit
40	Brian Szczpanski	C	6-11	270	Fr	Rochester, NY/Webster-Schroeder

Key Losses

4	Matt Vitale#	F	6-6	210	Sr
---	--------------	---	-----	-----	----

* Starter Returning

Starter Lost

Wagner Leading Active...

Scorers

Mark Porter	1,072	2004-07
Durell Vinson	723	2003-06
James Ulrich	714	2004-07
Jamal Smith	573	2004-07
Joey Mundweiler	534	2004-07

Rebounders

Durell Vinson	535	2003-06
James Ulrich	403	2004-07
Mark Porter	381	2004-07
Jamal Smith	278	2004-07
Justin Drummond	154	2004-07

Assists

Mark Porter	351	2004-07
James Ulrich	107	2004-07
Joey Mundweiler	85	2004-07
Jamal Smith	67	2004-07
Justin Drummond	54	2004-07

Three-Pointers

Joey Mundweiler	137	2004-07
Mark Porter	90	2004-07
James Ulrich	32	2004-07
Jamal Smith	28	2004-07
Justin Drummond	10	2004-07



Starters Returning: 4/5 Letterwinners Returning: 7/10

2007-08 Preview

At first glance it appears that the return to the lineup of all-NEC senior forward Durell Vinson holds the key to **Wagner's** season. One of the top players in the conference and a nightly double-double threat, Vinson will be the cornerstone of the team and a welcome sight for Seahawk fans following a one-year absence. But if Wagner is to challenge for league supremacy, it will be the contributions of the players surrounding Vinson that may spell the difference. For the first time since his initial season with the program, fifth year head coach Mike Deane returns a seasoned cast of veterans with three seniors and seven upperclassmen dotting the roster. That experience could prove priceless in a year in which a host of NEC teams are facing significant roster transformations. In fact, dating back to the 1986-87 campaign, Wagner is believed to be the first NEC team to begin a year with five 500-point career scorers. The Seahawks are also the first conference team to bring back five double figure scorers since the 2000-01 season, led by Vinson, who averaged 15.2 ppg and 9.6 ppg in 2005-06 en-route to first team all-conference plaudits. A relentless rebounder and superb low-post scorer, his hunger on the court is an intangible that is hard to measure. The 6'7", 225 lb. forward will also help shore the Seahawks' deficiency on the boards from last season after leading the conference in rebounding margin three straight years from 2003-06. Vinson's old high school teammate, 6'1" senior guard Mark Porter, should benefit from a return to his natural off-guard position after capably manning the point last season when he finished second in the NEC with 5.2 apg. An improviser with the ball, Porter's ability to attack the basket and hit mid-range jumpers resulted in him leading Wagner with 13.8 ppg, while also contributing 5.2 rpg. The third senior in the starting lineup is 6'6" forward James Ulrich. One of the league's most improved players a year ago, he upped his scoring average from 6.3 ppg to 13.2 ppg and his rebounding from 4.4 rpg to 6.7 rpg despite being forced to play out of position, often manning the pivot in Vinson's absence. Ulrich's versatility - he runs the floor well in transition, can stick baseline shots with regularity and has an array of post moves - is only matched by his competitive zeal on the court. Junior guards Jamal Smith and Joey Mundweiler round out the list of the Seahawks' returning double-digit point producers. After a series of stops and starts, the 6'5" Smith finally played a full season healthy and displayed glimpses of his vast potential. An inside-outside threat who can create his own scoring opportunities, Smith averaged 11.7 ppg and 5.5 rpg in a swing role. Mundweiler (11.6 ppg) seems to relish his role as Wagner's designated gunslinger from three-point territory. Last season, he finished second in the conference with 89 trifectas and ignited numerous surges with his ability to string two and three shots in a row from outside the arc. Coming off the bench for the Seahawks will be junior forward Justin Drummond and sophomore forward Llewchean Radford. At a lean 6'6", Drummond (5.7 ppg, 3.5 rpg) was a spot-starter for the Seahawks last season who can handle the ball and possesses good court vision. At 6'4", Radford (4.6 ppg, 4.0 rpg) is a bull underneath the basket, and at 230 lbs., is not afraid to throw his weight around. Sophomore forwards Doug Elwell and Michael Orock should also contribute. Of the five freshman recruits Deane landed in the offseason, 5'10" Jaren Haley is perhaps the most vital to the team's success in 2007-08. A 16.0 ppg scorer as a senior at Freedom High School in Woodbridge, VA, the speedy guard will be given a look to take over duties at the point this season. Deane also looked toward the future by adding some size up front with the signing of 6'11", 270 lb. center Brian Szczpanski, the all-time blocked shots leader at New York's Webster-Schroeder High School, 6'7", 225 lb. forward Clifton Spiller, who averaged a double-double as a senior at Holy Spirit in Absecon, NJ, and 6'7", 240 lb. English import Clayfell Harris.

2006-07 Overall Statistics

##	Player	GP	GS	Min	Avg	-----TOTAL-----					-----3-PTS-----			-----REBOUNDS-----				PF	FO	A	TO	Blk	Stl	Pts	Avg	
						FG	FGA	Pct	3FG	FGA	Pct	FT	FTA	Pct	Off	Def	Tot									Avg
23	PORTER, Mark	30	30	1028	34.3	133	315	.422	44	140	.314	103	148	.696	25	130	155	5.2	60	3	156	123	22	38	413	13.8
15	ULRICH, James	30	30	827	27.6	144	301	.478	7	24	.292	102	170	.600	69	132	201	6.7	107	6	46	66	24	21	397	13.2
20	SMITH, Jamal	30	29	949	31.6	130	274	.474	17	55	.309	75	110	.682	68	97	165	5.5	76	3	45	38	8	37	352	11.7
5	MUNDWEILER, Joey	30	20	840	28.0	114	290	.393	89	238	.374	31	39	.795	3	47	50	1.7	70	3	39	43	1	18	348	11.6
4	VITALE, Matt	30	27	817	27.2	75	193	.389	58	149	.389	10	17	.588	33	82	115	3.8	51	1	27	27	3	23	218	7.3
33	DRUMMOND, Justin	29	12	646	22.3	60	142	.423	9	30	.300	35	54	.648	43	58	101	3.5	54	1	36	44	9	16	164	5.7
34	RADFORD, Llewchean	30	2	492	16.4	58	120	.483	0	9	.000	21	42	.500	41	79	120	4.0	88	5	15	46	5	15	137	4.6
10	CZESKI, TJ	26	0	221	8.5	8	28	.286	4	13	.308	15	19	.789	5	15	20	0.8	33	1	25	31	2	24	35	1.3
31	CALLAHAN, Ryan	18	0	71	3.9	10	26	.385	1	5	.200	10	13	.769	6	5	11	0.6	9	0	2	5	0	3	31	1.7
55	OROCK, Michael	23	0	101	4.4	10	21	.476	0	0	.000	9	17	.529	7	11	18	0.8	16	0	2	6	6	4	29	1.3
51	NIELSEN, Christian	6	0	40	6.7	2	5	.400	1	3	.333	3	4	.750	2	3	5	0.8	3	0	0	2	0	0	8	1.3
11	DUTY, Michael	5	0	20	4.0	0	1	.000	0	1	.000	0	0	.000	1	3	4	0.8	3	0	0	1	0	0	0	0.0
TM	TEAM														53	57	110	3.7	0			6				
	Total	30				744	1716	.434	230	667	.345	414	633	.654	356	719	1075	35.8	570	23	393	438	80	199	2132	71.1
	Opponents	30				795	1721	.462	203	594	.342	439	632	.695	327	761	1088	36.3	576	-	436	430	89	205	2232	74.4

2006-07 NEC Statistics

##	Player	GP	GS	Min	Avg	-----TOTAL-----					-----3-PTS-----			-----REBOUNDS-----				PF	FO	A	TO	Blk	Stl	Pts	Avg	
						FG	FGA	Pct	3FG	FGA	Pct	FT	FTA	Pct	Off	Def	Tot									Avg
15	ULRICH, James	18	18	518	28.8	101	199	.508	4	13	.308	62	104	.596	44	81	125	6.9	63	3	29	49	13	13	268	14.9
23	PORTER, Mark	18	18	648	36.0	87	196	.444	33	91	.363	58	85	.682	13	81	94	5.2	37	2	105	64	17	28	265	14.7
20	SMITH, Jamal	18	17	589	32.7	79	170	.465	12	37	.324	49	66	.742	39	63	102	5.7	43	1	27	22	7	18	219	12.2
05	MUNDWEILER, Joey	18	15	485	26.9	70	169	.414	55	140	.393	15	20	.750	2	27	29	1.6	44	2	21	24	0	13	210	11.7
04	VITALE, Matt	18	18	520	28.9	45	117	.385	38	94	.404	8	14	.571	20	51	71	3.9	33	1	19	16	1	18	136	7.6
33	DRUMMOND, Justin	18	4	374	20.8	33	83	.398	6	19	.316	24	33	.727	28	30	58	3.2	31	1	21	19	6	8	96	5.3
34	RADFORD, Llewchean	18	0	291	16.2	27	62	.435	0	4	.000	14	23	.609	19	49	68	3.8	51	1	8	26	3	8	68	3.8
10	CZESKI, TJ	17	0	119	7.0	4	19	.211	1	7	.143	10	12	.833	4	9	13	0.8	16	0	11	17	0	14	19	1.1
31	CALLAHAN, Ryan	10	0	28	2.8	4	9	.444	1	1	1.000	5	6	.833	1	3	4	0.4	6	0	1	2	0	3	14	1.4
55	OROCK, Michael	15	0	53	3.5	5	12	.417	0	0	.000	1	4	.250	4	4	8	0.5	9	0	1	4	4	2	11	0.7
TM	TEAM														31	35	66	3.7	0			4				
	Total	18				455	1036	.439	150	406	.369	246	367	.670	205	433	638	35.4	333	11	243	247	51	125	1306	72.6
	Opponents	18				470	1031	.456	110	353	.312	261	375	.696	192	458	650	36.1	333	-	248	251	57	117	1311	72.8

**2006-07 Northeast Conference
INDIVIDUAL BASKETBALL STATISTICS
(Final Statistics) (All games)**

To be ranked, a player must appear in at least 75.0% of their team's games.

SCORING

##	Player-Team	Cl	G	FG	3FG	FT	Pts	Avg/G
1.	HARRIS, Andre-FDU.....	30	227	10	99	563	18.8	
2.	BLACKWOOD, Tristan-CCSU..	34	182	122	97	583	17.1	
3.	JACKSON, A.J.-RMU.....	28	173	41	85	472	16.9	
4.	MOJICA, Javier-CCSU.....	34	204	71	92	571	16.8	
5.	HINES, Robert-SFNY.....	31	175	28	132	510	16.5	
6.	WILLIAMS, James-LIU.....	29	150	76	95	471	16.2	
7.	LEE, Tony-RMU.....	28	169	19	88	445	15.9	
8.	ANDERSON, DeMario-QU.....	29	186	24	60	456	15.7	
9.	GONZALEZ, Adam-QU.....	27	131	44	107	413	15.3	
10.	DELIC, Dejan-MU.....	30	149	80	60	438	14.6	
11.	NWADIKE, Obie-CCSU.....	31	128	0	191	447	14.4	
12.	CHAPPELL, Jeremy-RMU.....	28	156	44	46	402	14.4	
13.	TYLER, Cameron-FDU.....	30	147	21	113	428	14.3	
14.	PORTER, Mark-WC.....	30	133	44	103	413	13.8	
15.	VANN, Chris-MSM.....	31	149	64	59	421	13.6	
16.	FRYE, Jarrid-SHU.....	32	169	6	81	425	13.3	
17.	ULRICH, James-WC.....	30	144	7	102	397	13.2	
18.	SWEETNEY, Devin-SFPA.....	29	119	17	121	376	13.0	
19.	COLEMAN, Derek-RMU.....	28	111	62	74	358	12.8	
20.	YOUNGBLOOD, Jhamar-MU....	30	136	23	74	369	12.3	
21.	PEEPLES, Michael-FDU.....	30	124	27	83	358	11.9	
22.	UBILLA, Manny-FDU.....	30	117	63	60	357	11.9	
23.	ENRIGHT, J.R.-SFPA.....	22	100	21	39	260	11.8	
24.	SMITH, Jamal-WC.....	30	130	17	75	352	11.7	
25.	BERRY, Chris-SFPA.....	29	109	22	99	339	11.7	
26.	MUNDWEILER, Joey-WC.....	30	114	89	31	348	11.6	
27.	KEARSE, Mychal-MSM.....	29	118	4	93	333	11.5	
28.	ALSTON, Marques-MU.....	30	142	18	42	344	11.5	
29.	HENLEY, Joey-SHU.....	31	126	0	91	343	11.1	
30.	SHEPPARD, Allan-SFNY.....	31	135	10	55	335	10.8	

REBOUNDING

##	Player-Team	Cl	G	OFF	DEF	TOT	Avg/G
1.	NWADIKE, Obie-CCSU.....	31	136	195	331	10.7	
2.	JACKSON, A.J.-RMU.....	28	56	161	217	7.8	
3.	SWEETNEY, Devin-SFPA.....	29	81	141	222	7.7	
4.	HARRIS, Andre-FDU.....	30	74	150	224	7.5	
5.	MOJICA, Javier-CCSU.....	34	63	178	241	7.1	
6.	AKINYANJU, Victor-QU.....	28	80	116	196	7.0	
7.	SCOTT, Aubin-LIU.....	23	45	111	156	6.8	
8.	ULRICH, James-WC.....	30	69	132	201	6.7	
9.	KOTOROBAI, Eugene-LIU....	25	41	121	162	6.5	
10.	LEE, Tony-RMU.....	28	66	104	170	6.1	
11.	BROOKS, Brice-SHU.....	24	48	95	143	6.0	
12.	HINES, Robert-SFNY.....	31	72	111	183	5.9	
13.	KEARSE, Mychal-MSM.....	29	52	119	171	5.9	
14.	PEEPLES, Michael-FDU.....	30	74	95	169	5.6	
15.	SMITH, Jamal-WC.....	30	68	97	165	5.5	
16.	SOBERS, Jemino-CCSU.....	34	67	119	186	5.5	
17.	BUNCH, John-MU.....	29	53	101	154	5.3	
18.	PORTER, Mark-WC.....	30	25	130	155	5.2	
19.	SHEPPARD, Allan-SFNY.....	31	63	96	159	5.1	
20.	WILLIAMS, Marcus-SFNY....	30	57	96	153	5.1	

FIELD GOAL PCT (Min. 3.0 made per game)

##	Player-Team	Cl	G	FG	FGA	Pct
1.	LEE, Tony-RMU.....	28	169	285	.593	
2.	SCOTT, Aubin-LIU.....	23	91	157	.580	
3.	HENLEY, Joey-SHU.....	31	126	222	.568	
4.	ALSTON, Marques-MU.....	30	142	266	.534	
5.	AKINYANJU, Victor-QU....	28	84	158	.532	
6.	YOUNGBLOOD, Jhamar-MU....	30	136	259	.525	
7.	BROOKS, Brice-SHU.....	24	91	175	.520	
8.	SOBERS, Jemino-CCSU.....	34	119	230	.517	
9.	DURR, Gus-MSM.....	26	92	180	.511	
10.	ANDERSON, DeMario-QU.....	29	186	366	.508	
11.	SHUBIK, Drew-SHU.....	32	113	230	.491	
12.	HARRIS, Andre-FDU.....	30	227	463	.490	
13.	ENRIGHT, J.R.-SFPA.....	22	100	206	.485	
14.	HARDY, Chauncey-SHU.....	29	108	224	.482	
15.	SHEPPARD, Allan-SFNY.....	31	135	282	.479	

ASSISTS

##	Player-Team	Cl	G	Assists	Avg/G
1.	COLEMAN, Derek-RMU.....	28	152	5.43	
2.	PORTER, Mark-WC.....	30	156	5.20	
3.	TYLER, Cameron-FDU.....	30	153	5.10	
4.	GOODE, Jeremy-MSM.....	31	155	5.00	
5.	LEE, Tony-RMU.....	28	123	4.39	
6.	BLACKWOOD, Tristan-CCSU..	34	140	4.12	
7.	FORD, Marquis-SFPA.....	24	98	4.08	
8.	SHUBIK, Drew-SHU.....	32	128	4.00	
9.	SHIPMAN, Mike-MU.....	23	89	3.87	
10.	GONZALEZ, Adam-QU.....	27	96	3.56	
11.	NELSON, Cale-SFPA.....	29	103	3.55	
12.	COSGROVE, Casey-QU.....	29	98	3.38	
13.	MOJICA, Javier-CCSU.....	34	108	3.18	
14.	WISSEH, Jaytornah-LIU....	29	87	3.00	
15.	UBILLA, Manny-FDU.....	30	87	2.90	

FREE THROW PCT (Min. 2.0 made per game)

##	Player-Team	Cl	G	FTM	FTA	Pct
1.	BLACKWOOD, Tristan-CCSU..	34	97	105	.924	
2.	COLEMAN, Derek-RMU.....	28	74	84	.881	
3.	NELSON, Cale-SFPA.....	29	63	73	.863	
4.	JACKSON, A.J.-RMU.....	28	85	100	.850	
5.	WILLIAMS, James-LIU.....	29	95	113	.841	
6.	SWEETNEY, Devin-SFPA.....	29	121	145	.834	
7.	KEARSE, Mychal-MSM.....	29	93	116	.802	
8.	PEEPLES, Michael-FDU.....	30	83	104	.798	
9.	GONZALEZ, Adam-QU.....	27	107	135	.793	
10.	HINES, Robert-SFNY.....	31	132	173	.763	
11.	NWADIKE, Obie-CCSU.....	31	191	251	.761	
12.	MOJICA, Javier-CCSU.....	34	92	122	.754	
13.	HENLEY, Joey-SHU.....	31	91	122	.746	
14.	WISSEH, Jaytornah-LIU....	29	70	95	.737	
15.	UBILLA, Manny-FDU.....	30	60	83	.723	

STEALS

##	Player-Team	Cl	G	Steals	Avg/G
1.	LEE, Tony-RMU.....	28	77	2.75	
2.	SHUBIK, Drew-SHU.....	32	64	2.00	
3.	GOODE, Jeremy-MSM.....	31	56	1.81	
4.	ANDERSON, DeMario-QU.....	29	50	1.72	
5.	YOUNGBLOOD, Jhamar-MU....	30	51	1.70	
	UBILLA, Manny-FDU.....	30	51	1.70	
7.	WILLIAMS, Marcus-SFNY....	30	50	1.67	
8.	FRYE, Jarrid-SHU.....	32	53	1.66	
9.	CHAPPELL, Jeremy-RMU.....	28	46	1.64	
10.	HOBSON, Tavio-SHU.....	32	52	1.62	
11.	GONZALEZ, Adam-QU.....	27	42	1.56	
12.	MOJICA, Javier-CCSU.....	34	52	1.53	
13.	SHEPPARD, Allan-SFNY.....	31	44	1.42	
14.	HARDY, Chauncey-SHU.....	29	40	1.38	
15.	HARRIS, Andre-FDU.....	30	41	1.37	

**2006-07 Northeast Conference
INDIVIDUAL BASKETBALL STATISTICS
(Final Statistics) (All games)**

3-POINT FG PCT (Min. 1.0 made per game)

# Player-Team	Cl	G	3FG	FGA	Pct
1.FORD, Marquis-SFPA.....	24	51	100	.510	
2.HARDY, Chauncey-SHU.....	29	39	89	.438	
3.LITKE, Ryan-SHU.....	30	62	144	.431	
4.HAZARD, Eric-FDU.....	30	40	97	.412	
5.MOJICA, Javier-CCSU.....	34	71	175	.406	
6.KOTOROBAI, Eugene-LIU....	25	52	130	.400	
7.GRANATO, Luke-SHU.....	31	71	178	.399	
8.COLEMAN, Whitney-MU.....	30	41	103	.398	
9.COLEMAN, Derek-FDU.....	28	62	156	.397	
10.UBILLA, Manny-FDU.....	30	63	159	.396	
11.VITALE, Matt-WC.....	30	58	149	.389	
12.BLACKWOOD, Tristan-CCSU..	34	122	314	.389	
13.DELIC, Dejan-MU.....	30	80	210	.381	
14.CRAFTON, Van-QU.....	29	58	153	.379	
15.MUNDWEILER, Joey-WC.....	30	89	238	.374	

3-POINT FG MADE

# Player-Team	Cl	G	3FG	Avg/G
1.BLACKWOOD, Tristan-CCSU..	34	122	3.59	
2.MUNDWEILER, Joey-WC.....	30	89	2.97	
3.DELIC, Dejan-MU.....	30	80	2.67	
4.WILLIAMS, James-LIU.....	29	76	2.62	
5.GRANATO, Luke-SHU.....	31	71	2.29	
6.COLEMAN, Derek-RMU.....	28	62	2.21	
7.WOMACK, Jamaal-SFNY.....	31	67	2.16	
8.FORD, Marquis-SFPA.....	24	51	2.12	
9.UBILLA, Manny-FDU.....	30	63	2.10	
10.MOJICA, Javier-CCSU.....	34	71	2.09	
11.KOTOROBAI, Eugene-LIU....	25	52	2.08	
12.LITKE, Ryan-SHU.....	30	62	2.07	
13.VANN, Chris-MSM.....	31	64	2.06	
14.CRAFTON, Van-QU.....	29	58	2.00	
15.SEYMORE, Joe-CCSU.....	34	66	1.94	

BLOCKED SHOTS

# Player-Team	Cl	G	Blocks	Avg/G
1.BUNCH, John-MU.....	29	95	3.28	
2.SOBERS, Jemino-CCSU.....	34	78	2.29	
3.AKINYANJU, Victor-QU.....	28	37	1.32	
4.HARRIS, Andre-FDU.....	30	37	1.23	
5.DIENG, Bassirou-SFPA.....	28	28	1.00	
JACKSON, A.J.-RMU.....	28	28	1.00	
7.HENLEY, Joey-SHU.....	31	28	0.90	
8.POTTER, Liam-SHU.....	29	25	0.86	
9.ULRICH, James-WC.....	30	24	0.80	
10.LAWRENCE, Jelani-SFPA....	29	23	0.79	
11.PORTER, Mark-WC.....	30	22	0.73	
12.BEIDLER, Kelly-MSM.....	29	21	0.72	
13.PEEPLES, Michael-FDU.....	30	21	0.70	
14.KOTOROBAI, Eugene-LIU....	25	17	0.68	
15.EHIRIM, Ifeanyi-RMU.....	28	19	0.68	

ASSIST/TURNOVER RATIO (Min. 3.0 assists/game)

# Player-Team	Cl	G	Asst	Avg Turn	Avg Ratio	
1.COSGROVE, Casey-QU.....	29	98	3.4	52	1.8	1.88
2.SHUBIK, Drew-SHU.....	32	128	4.0	70	2.2	1.83
3.COLEMAN, Derek-RMU.....	28	152	5.4	93	3.3	1.63
4.GOODE, Jeremy-MSM.....	31	155	5.0	95	3.1	1.63
5.NELSON, Cale-SFPA.....	29	103	3.6	67	2.3	1.54
6.SHIPMAN, Mike-MU.....	23	89	3.9	63	2.7	1.41
7.BLACKWOOD, Tristan-CCSU..	34	140	4.1	105	3.1	1.33
8.WISSEH, Jaytornah-LIU....	29	87	3.0	66	2.3	1.32
9.TYLER, Cameron-FDU.....	30	153	5.1	119	4.0	1.29
10.LEE, Tony-RMU.....	28	123	4.4	96	3.4	1.28
11.PORTER, Mark-WC.....	30	156	5.2	123	4.1	1.27
12.MOJICA, Javier-CCSU.....	34	108	3.2	87	2.6	1.24
13.FORD, Marquis-SFPA.....	24	98	4.1	82	3.4	1.20
14.GONZALEZ, Adam-QU.....	27	96	3.6	84	3.1	1.14

OFFENSIVE REBOUNDS

# Player-Team	Cl	G	No.	Avg/G
1.NWADIKE, Obie-CCSU.....	31	136	4.39	
2.AKINYANJU, Victor-QU.....	28	80	2.86	
3.SWEETNEY, Devin-SFPA.....	29	81	2.79	
4.PEEPLES, Michael-FDU.....	30	74	2.47	
HARRIS, Andre-FDU.....	30	74	2.47	
6.LEE, Tony-RMU.....	28	66	2.36	
7.HINES, Robert-SFNY.....	31	72	2.32	
8.ULRICH, James-WC.....	30	69	2.30	
9.SMITH, Jamal-WC.....	30	68	2.27	
10.INGRAM, Jordan-FDU.....	30	61	2.03	
11.SHEPPARD, Allan-SFNY.....	31	63	2.03	
12.JACKSON, A.J.-RMU.....	28	56	2.00	
BROOKS, Brice-SHU.....	24	48	2.00	
14.SOBERS, Jemino-CCSU.....	34	67	1.97	
15.DURR, Gus-MSM.....	26	51	1.96	

DEFENSIVE REBOUNDS

# Player-Team	Cl	G	No.	Avg/G
1.NWADIKE, Obie-CCSU.....	31	195	6.29	
2.JACKSON, A.J.-RMU.....	28	161	5.75	
3.MOJICA, Javier-CCSU.....	34	178	5.24	
4.HARRIS, Andre-FDU.....	30	150	5.00	
5.SWEETNEY, Devin-SFPA.....	29	141	4.86	
6.KOTOROBAI, Eugene-LIU....	25	121	4.84	
7.SCOTT, Aubin-LIU.....	23	111	4.83	
8.ULRICH, James-WC.....	30	132	4.40	
9.PORTER, Mark-WC.....	30	130	4.33	
10.AKINYANJU, Victor-QU.....	28	116	4.14	
11.KEARSE, Mychal-MSM.....	29	119	4.10	
12.BROOKS, Brice-SHU.....	24	95	3.96	
13.LEE, Tony-RMU.....	28	104	3.71	
14.HINES, Robert-SFNY.....	31	111	3.58	
15.UBILLA, Manny-FDU.....	30	106	3.53	

**2006-07 Northeast Conference
CONFERENCE BASKETBALL STATISTICS
(Final Statistics) (All games)**

SCORING OFFENSE

## Team	G	W-L	Pts	Avg/G
1.Sacred Heart.....	32	18-14	2513	78.5
2.Robert Morris.....	28	17-11	2105	75.2
3.Fairleigh Dickinson.	30	14-16	2193	73.1
4.Quinnipiac.....	29	14-15	2087	72.0
5.Wagner.....	30	11-19	2132	71.1
6.Long Island.....	29	10-19	2006	69.2
7.Central Conn. St....	34	22-12	2344	68.9
8.Saint Francis (PA)..	29	8-21	1944	67.0
9.Mount St. Mary's....	31	11-20	2022	65.2
10.Monmouth.....	30	12-18	1938	64.6
11.St. Francis (NY)....	31	9-22	1955	63.1

SCORING DEFENSE

## Team	G	Pts	Avg/G
1.Central Conn. St....	34	2247	66.1
2.Monmouth.....	30	2028	67.6
3.Mount St. Mary's....	31	2120	68.4
4.St. Francis (NY)....	31	2140	69.0
5.Robert Morris.....	28	1994	71.2
6.Saint Francis (PA)..	29	2096	72.3
7.Quinnipiac.....	29	2117	73.0
8.Long Island.....	29	2118	73.0
9.Wagner.....	30	2232	74.4
10.Fairleigh Dickinson.	30	2254	75.1
11.Sacred Heart.....	32	2461	76.9

SCORING MARGIN

## Team	G	OFF	DEF	Margin
1.Robert Morris.....	28	75.2	71.2	+4.0
2.Central Conn. St....	34	68.9	66.1	+2.9
3.Sacred Heart.....	32	78.5	76.9	+1.6
4.Quinnipiac.....	29	72.0	73.0	-1.0
5.Fairleigh Dickinson.	30	73.1	75.1	-2.0
6.Monmouth.....	30	64.6	67.6	-3.0
7.Mount St. Mary's....	31	65.2	68.4	-3.2
8.Wagner.....	30	71.1	74.4	-3.3
9.Long Island.....	29	69.2	73.0	-3.9
10.Saint Francis (PA)..	29	67.0	72.3	-5.2
11.St. Francis (NY)....	31	63.1	69.0	-6.0

FREE THROW PERCENTAGES

## Team	G	FTM	FTA	Pct
1.Robert Morris.....	28	369	487	.758
2.Central Conn. St....	34	502	688	.730
3.Saint Francis (PA)..	29	467	641	.729
4.Fairleigh Dickinson.	30	430	619	.695
5.Sacred Heart.....	32	446	645	.691
6.Mount St. Mary's....	31	356	522	.682
7.Long Island.....	29	439	655	.670
8.Monmouth.....	30	341	519	.657
9.Wagner.....	30	414	633	.654
10.Quinnipiac.....	29	396	609	.650
11.St. Francis (NY)....	31	397	640	.620

FIELD GOAL PERCENTAGES

## Team	G	FG	FGA	Pct
1.Sacred Heart.....	32	914	1903	.480
2.Robert Morris.....	28	768	1611	.477
3.Monmouth.....	30	704	1513	.465
4.Quinnipiac.....	29	750	1652	.454
5.Central Conn. St....	34	790	1822	.434
6.Wagner.....	30	744	1716	.434
7.Saint Francis (PA)..	29	644	1488	.433
8.Mount St. Mary's....	31	757	1752	.432
9.Fairleigh Dickinson.	30	784	1826	.429
10.St. Francis (NY)....	31	715	1735	.412
11.Long Island.....	29	676	1656	.408

FIELD GOAL PCT DEFENSE

## Team	G	FG	FGA	Pct
1.Quinnipiac.....	29	697	1627	.428
2.Monmouth.....	30	729	1651	.442
3.Central Conn. St....	34	831	1880	.442
4.St. Francis (NY)....	31	719	1614	.445
5.Long Island.....	29	758	1689	.449
6.Mount St. Mary's....	31	715	1592	.449
7.Robert Morris.....	28	712	1562	.456
8.Wagner.....	30	795	1721	.462
9.Sacred Heart.....	32	874	1889	.463
10.Saint Francis (PA)..	29	760	1637	.464
11.Fairleigh Dickinson.	30	840	1782	.471

3-POINT FIELD GOAL PERCENTAGES

## Team	G	FG	FGA	Pct
1.Central Conn. St....	34	262	688	.381
2.Sacred Heart.....	32	239	630	.379
3.Saint Francis (PA)..	29	189	517	.366
4.Monmouth.....	30	189	548	.345
5.Wagner.....	30	230	667	.345
6.Robert Morris.....	28	200	590	.339
7.Quinnipiac.....	29	191	569	.336
8.Long Island.....	29	215	659	.326
9.Fairleigh Dickinson.	30	195	604	.323
10.Mount St. Mary's....	31	152	475	.320
11.St. Francis (NY)....	31	128	440	.291

3-POINT FIELD GOAL PCT DEFENSE

## Team	G	FG	FGA	Pct
1.Central Conn. St....	34	220	654	.336
2.Fairleigh Dickinson.	30	169	502	.337
3.Long Island.....	29	209	620	.337
4.Wagner.....	30	203	594	.342
5.St. Francis (NY)....	31	216	611	.354
6.Quinnipiac.....	29	191	538	.355
7.Robert Morris.....	28	207	581	.356
8.Sacred Heart.....	32	221	610	.362
9.Saint Francis (PA)..	29	160	432	.370
10.Mount St. Mary's....	31	204	547	.373
11.Monmouth.....	30	223	566	.394

REBOUNDING OFFENSE

## Team	G	Reb	Avg/G
1.St. Francis (NY)....	31	1144	36.9
2.Long Island.....	29	1040	35.9
3.Wagner.....	30	1075	35.8
Fairleigh Dickinson.	30	1075	35.8
5.Quinnipiac.....	29	1021	35.2
6.Central Conn. St....	34	1180	34.7
7.Robert Morris.....	28	949	33.9
8.Saint Francis (PA)..	29	973	33.6
9.Mount St. Mary's....	31	1004	32.4
10.Sacred Heart.....	32	1035	32.3
11.Monmouth.....	30	902	30.1

REBOUNDING DEFENSE

## Team	G	Reb	Avg/G
1.Saint Francis (PA)..	29	944	32.6
2.Central Conn. St....	34	1115	32.8
3.St. Francis (NY)....	31	1022	33.0
4.Robert Morris.....	28	927	33.1
5.Monmouth.....	30	1005	33.5
6.Mount St. Mary's....	31	1057	34.1
7.Quinnipiac.....	29	1040	35.9
8.Wagner.....	30	1088	36.3
9.Fairleigh Dickinson.	30	1095	36.5
10.Sacred Heart.....	32	1171	36.6
11.Long Island.....	29	1082	37.3

**2006-07 Northeast Conference
CONFERENCE BASKETBALL STATISTICS
(Final Statistics) (All games)**

REBOUNDING MARGIN

## Team	G	TEAM	Avg	OPP	Avg Margin
1.St. Francis (NY)....	31	1144	36.9	1022	33.0 +3.9
2.Central Conn. St....	34	1180	34.7	1115	32.8 +1.9
3.Saint Francis (PA)..	29	973	33.6	944	32.6 +1.0
4.Robert Morris.....	28	949	33.9	927	33.1 +0.8
5.Wagner.....	30	1075	35.8	1088	36.3 -0.4
6.Quinnipiac.....	29	1021	35.2	1040	35.9 -0.7
7.Fairleigh Dickinson.	30	1075	35.8	1095	36.5 -0.7
8.Long Island.....	29	1040	35.9	1082	37.3 -1.4
9.Mount St. Mary's....	31	1004	32.4	1057	34.1 -1.7
10.Monmouth.....	30	902	30.1	1005	33.5 -3.4
11.Sacred Heart.....	32	1035	32.3	1171	36.6 -4.2

BLOCKED SHOTS

## Team	G	Blocks	Avg/G
1.Monmouth.....	30	153	5.10
2.Sacred Heart.....	32	109	3.41
3.Fairleigh Dickinson.	30	102	3.40
4.Central Conn. St....	34	115	3.38
5.Quinnipiac.....	29	86	2.97
6.Saint Francis (PA)..	29	85	2.93
7.Robert Morris.....	28	79	2.82
8.Mount St. Mary's....	31	83	2.68
9.Wagner.....	30	80	2.67
10.St. Francis (NY)....	31	78	2.52
11.Long Island.....	29	56	1.93

ASSISTS

## Team	G	Assists	Avg/G
1.Robert Morris.....	28	452	16.14
2.Quinnipiac.....	29	436	15.03
3.Sacred Heart.....	32	479	14.97
4.Monmouth.....	30	412	13.73
5.Wagner.....	30	393	13.10
6.Saint Francis (PA)..	29	379	13.07
7.Fairleigh Dickinson.	30	389	12.97
8.Central Conn. St....	34	424	12.47
9.Mount St. Mary's....	31	364	11.74
10.Long Island.....	29	321	11.07
11.St. Francis (NY)....	31	323	10.42

STEALS

## Team	G	Steals	Avg/G
1.Sacred Heart.....	32	302	9.44
2.Quinnipiac.....	29	237	8.17
3.Mount St. Mary's....	31	240	7.74
4.Robert Morris.....	28	214	7.64
5.St. Francis (NY)....	31	227	7.32
6.Wagner.....	30	199	6.63
7.Monmouth.....	30	194	6.47
8.Fairleigh Dickinson.	30	190	6.33
9.Central Conn. St....	34	204	6.00
10.Long Island.....	29	168	5.79
11.Saint Francis (PA)..	29	155	5.34

TURNOVER MARGIN

## Team	G	TEAM	Avg	OPP	Avg Margin
1.Mount St. Mary's....	31	458	14.8	527	17.0 +2.23
2.Sacred Heart.....	32	483	15.1	551	17.2 +2.12
3.Fairleigh Dickinson.	30	400	13.3	428	14.3 +0.93
4.Robert Morris.....	28	405	14.5	415	14.8 +0.36
5.Long Island.....	29	423	14.6	430	14.8 +0.24
6.Wagner.....	30	438	14.6	430	14.3 -0.27
7.Central Conn. St....	34	481	14.1	470	13.8 -0.32
8.Quinnipiac.....	29	468	16.1	444	15.3 -0.83
9.Monmouth.....	30	458	15.3	421	14.0 -1.23
10.St. Francis (NY)....	31	553	17.8	496	16.0 -1.84
11.Saint Francis (PA)..	29	486	16.8	369	12.7 -4.03

ASSIST/TURNOVER RATIO

## Team	G	Asst	Avg Turn	Avg Ratio
1.Robert Morris.....	28	452	16.1	405 14.5 1.12
2.Sacred Heart.....	32	479	15.0	483 15.1 0.99
3.Fairleigh Dickinson.	30	389	13.0	400 13.3 0.97
4.Quinnipiac.....	29	436	15.0	468 16.1 0.93
5.Monmouth.....	30	412	13.7	458 15.3 0.90
6.Wagner.....	30	393	13.1	438 14.6 0.90
7.Central Conn. St....	34	424	12.5	481 14.1 0.88
8.Mount St. Mary's....	31	364	11.7	458 14.8 0.79
9.Saint Francis (PA)..	29	379	13.1	486 16.8 0.78
10.Long Island.....	29	321	11.1	423 14.6 0.76
11.St. Francis (NY)....	31	323	10.4	553 17.8 0.58

OFFENSIVE REBOUNDS

## Team	G	No.	Avg/G
1.St. Francis (NY)....	31	458	14.77
2.Fairleigh Dickinson.	30	391	13.03
3.Long Island.....	29	354	12.21
4.Wagner.....	30	356	11.87
5.Central Conn. St....	34	401	11.79
6.Mount St. Mary's....	31	362	11.68
7.Quinnipiac.....	29	335	11.55
8.Saint Francis (PA)..	29	329	11.34
9.Robert Morris.....	28	311	11.11
10.Sacred Heart.....	32	326	10.19
11.Monmouth.....	30	259	8.63

DEFENSIVE REBOUNDS

## Team	G	No.	Avg/G
1.Wagner.....	30	719	23.97
2.Long Island.....	29	686	23.66
Quinnipiac.....	29	686	23.66
4.Central Conn. St....	34	779	22.91
5.Fairleigh Dickinson.	30	684	22.80
6.Robert Morris.....	28	638	22.79
7.Saint Francis (PA)..	29	644	22.21
8.Sacred Heart.....	32	709	22.16
9.St. Francis (NY)....	31	686	22.13
10.Monmouth.....	30	643	21.43
11.Mount St. Mary's....	31	642	20.71

3-POINT FIELD GOALS MADE

## Team	G	3FG	Avg/G
1.Central Conn. St....	34	262	7.71
2.Wagner.....	30	230	7.67
3.Sacred Heart.....	32	239	7.47
4.Long Island.....	29	215	7.41
5.Robert Morris.....	28	200	7.14
6.Quinnipiac.....	29	191	6.59
7.Saint Francis (PA)..	29	189	6.52
8.Fairleigh Dickinson.	30	195	6.50
9.Monmouth.....	30	189	6.30
10.Mount St. Mary's....	31	152	4.90
11.St. Francis (NY)....	31	128	4.13

**2006-07 Northeast Conference
CONFERENCE BASKETBALL STATISTICS
(Final Statistics) (All games)**

STANDINGS	-----CONFERENCE-----				-----OVERALL-----				WINNING STREAK	
	W-L	Pct	PF	PA	W-L	Pct	PF	PA	Team	NO.
Central Conn. St....	16-2	.889	73.6	64.3	22-12	.647	68.9	66.1	Saint Francis (PA)	3
Sacred Heart.....	12-6	.667	81.2	77.4	18-14	.562	78.5	76.9		
Quinnipiac.....	11-7	.611	73.4	73.6	14-15	.483	72.0	73.0		
Robert Morris.....	9-9	.500	76.3	74.2	17-11	.607	75.2	71.2		
Fairleigh Dickinson.	9-9	.500	74.6	75.6	14-16	.467	73.1	75.1		
Mount St. Mary's....	9-9	.500	68.2	67.8	11-20	.355	65.2	68.4		
Wagner.....	8-10	.444	72.6	72.8	11-19	.367	71.1	74.4		
Monmouth.....	7-11	.389	65.2	67.9	12-18	.400	64.6	67.6		
St. Francis (NY)....	7-11	.389	67.3	68.7	9-22	.290	63.1	69.0		
Long Island.....	6-12	.333	70.6	75.2	10-19	.345	69.2	73.0		
Saint Francis (PA)..	5-13	.278	68.4	73.7	8-21	.276	67.0	72.3		

TEAM SUMMARIES

Team	G	PF-PA	Avg Score	Margin	FG-FGA	Pct	3FG-FGA	Pct	FT-FTA	Pct	RebF	RebA	Margin
Central Conn. St....	34	2344-2247	68.9-66.1	+2.9	790-1822	.434	262-688	.381	502-688	.730	1180	1115	+1.9
Fairleigh Dickinson.	30	2193-2254	73.1-75.1	-2.0	784-1826	.429	195-604	.323	430-619	.695	1075	1095	-0.7
Long Island.....	29	2006-2118	69.2-73.0	-3.9	676-1656	.408	215-659	.326	439-655	.670	1040	1082	-1.4
Monmouth.....	30	1938-2028	64.6-67.6	-3.0	704-1513	.465	189-548	.345	341-519	.657	902	1005	-3.4
Mount St. Mary's....	31	2022-2120	65.2-68.4	-3.2	757-1752	.432	152-475	.320	356-522	.682	1004	1057	-1.7
Quinnipiac.....	29	2087-2117	72.0-73.0	-1.0	750-1652	.454	191-569	.336	396-609	.650	1021	1040	-0.7
Robert Morris.....	28	2105-1994	75.2-71.2	+4.0	768-1611	.477	200-590	.339	369-487	.758	949	927	+0.8
Sacred Heart.....	32	2513-2461	78.5-76.9	+1.6	914-1903	.480	239-630	.379	446-645	.691	1035	1171	-4.2
Saint Francis (PA)..	29	1944-2096	67.0-72.3	-5.2	644-1488	.433	189-517	.366	467-641	.729	973	944	+1.0
St. Francis (NY)....	31	1955-2140	63.1-69.0	-6.0	715-1735	.412	128-440	.291	397-640	.620	1144	1022	+3.9
Wagner.....	30	2132-2232	71.1-74.4	-3.3	744-1716	.434	230-667	.345	414-633	.654	1075	1088	-0.4

ATTENDANCE

Team	HOME GAMES	Avg	AWAY GAMES	Avg	NEUT GAMES	Avg	ALL GAMES	Avg
Central Conn. St.	17-34257	2015	13-20958	1612	4-41536	10384	34-96751	2846
Fairleigh Dickinson	13-10513	809	16-27336	1708	1-1121	1121	30-38970	1299
Long Island	13-7991	615	16-38116	2382	0-0	0	29-46107	1590
Monmouth	13-23219	1786	15-27968	1865	2-8966	4483	30-60153	2005
Mount St. Mary's	12-11809	984	19-67225	3538	0-0	0	31-79034	2549
Quinnipiac	14-23621	1687	15-25465	1698	0-0	0	29-49086	1693
Robert Morris	15-15881	1059	13-29921	2302	0-0	0	28-45802	1636
Sacred Heart	13-11059	851	17-36350	2138	2-14422	7211	32-61831	1932
Saint Francis (PA)	15-21572	1438	14-23373	1670	0-0	0	29-44945	1550
St. Francis (NY)	12-3564	297	17-50200	2953	2-35181	17590	31-88945	2869
Wagner	14-18663	1333	16-29318	1832	0-0	0	30-47981	1599
Totals	151-182149	1206	171-376230	2200	11-101226	9202	234-537208	2296

**2006-07 Northeast Conference
INDIVIDUAL BASKETBALL STATISTICS**
Through games of Feb 26, 2007 (Conference games only)

To be ranked, a player must appear in at least 75.0% of their team's games.

SCORING

##	Player-Team	Cl	G	FG	3FG	FT	Pts	Avg/G
1.	BLACKWOOD, Tristan-CCSU..	18	109	73	69	360	20.0	
2.	HARRIS, Andre-FDU.....	18	137	3	61	338	18.8	
3.	HINES, Robert-SFNY.....	18	117	18	81	333	18.5	
4.	ANDERSON, DeMario-QU....	18	132	14	44	322	17.9	
5.	MOJICA, Javier-CCSU.....	18	107	36	66	316	17.6	
6.	JACKSON, A.J.-RMU.....	18	112	26	50	300	16.7	
7.	LEE, Tony-RMU.....	18	105	15	69	294	16.3	
	WILLIAMS, James-LIU.....	18	93	47	61	294	16.3	
9.	TYLER, Cameron-FDU.....	18	98	15	78	289	16.1	
	CHAPPELL, Jeremy-RMU....	18	114	32	29	289	16.1	
11.	GONZALEZ, Adam-QU.....	18	93	35	66	287	15.9	
12.	NWADIKE, Obie-CCSU.....	18	75	0	119	269	14.9	
13.	ULRICH, James-WC.....	18	101	4	62	268	14.9	
14.	PORTER, Mark-WC.....	18	87	33	58	265	14.7	
15.	VANN, Chris-MSM.....	18	93	37	37	260	14.4	
16.	COLEMAN, Derek-RMU.....	18	81	42	53	257	14.3	
17.	DELIC, Dejan-MU.....	18	88	48	30	254	14.1	
18.	FRYE, Jarrid-SHU.....	18	100	3	44	247	13.7	
19.	YOUNGBLOOD, Jhamar-MU...	18	89	17	50	245	13.6	
20.	KEARSE, Mychal-MSM.....	18	86	3	64	239	13.3	
	UBILLA, Manny-FDU.....	18	82	44	31	239	13.3	
22.	BERRY, Chris-SFPA.....	18	77	15	66	235	13.1	
23.	SWEETNEY, Devin-SFPA....	18	75	13	65	228	12.7	
24.	SHEPPARD, Allan-SFNY....	18	91	4	38	224	12.4	
25.	HARDY, Chauncey-SHU.....	15	63	22	37	185	12.3	
26.	SMITH, Jamal-WC.....	18	79	12	49	219	12.2	
27.	PEEPLS, Michael-FDU.....	18	68	17	62	215	11.9	
28.	MUNDWEILER, Joey-WC.....	18	70	55	15	210	11.7	
	ALSTON, Marques-MU.....	18	90	9	21	210	11.7	
	SHUBIK, Drew-SHU.....	18	75	27	33	210	11.7	

REBOUNDING

##	Player-Team	Cl	G	OFF	DEF	TOT	Avg/G
1.	NWADIKE, Obie-CCSU.....	18	75	126	201	11.2	
2.	SWEETNEY, Devin-SFPA....	18	56	87	143	7.9	
3.	HARRIS, Andre-FDU.....	18	46	89	135	7.5	
4.	AKINYANJU, Victor-QU....	17	49	78	127	7.5	
5.	JACKSON, A.J.-RMU.....	18	34	98	132	7.3	
6.	ULRICH, James-WC.....	18	44	81	125	6.9	
7.	MOJICA, Javier-CCSU.....	18	36	85	121	6.7	
8.	KOTOROBAL, Eugene-LIU...	18	30	88	118	6.6	
9.	HINES, Robert-SFNY.....	18	50	65	115	6.4	
10.	LEE, Tony-RMU.....	18	42	70	112	6.2	
11.	BROOKS, Brice-SHU.....	18	34	75	109	6.1	
12.	WILLIAMS, Marcus-SFNY....	17	36	64	100	5.9	
13.	KEARSE, Mychal-MSM.....	18	31	74	105	5.8	
14.	SMITH, Jamal-WC.....	18	39	63	102	5.7	
15.	BUNCH, John-MU.....	18	35	66	101	5.6	
16.	SHEPPARD, Allan-SFNY....	18	38	62	100	5.6	
17.	CHAPPELL, Jeremy-RMU....	18	38	57	95	5.3	
18.	PORTER, Mark-WC.....	18	13	81	94	5.2	
19.	FRYE, Jarrid-SHU.....	18	30	63	93	5.2	
	SOBERS, Jemino-CCSU.....	18	33	60	93	5.2	

FIELD GOAL PCT (Min. 3.0 made per game)

##	Player-Team	Cl	G	FG	FGA	Pct
1.	HENLEY, Joey-SHU.....	18	71	118	.602	
2.	AKINYANJU, Victor-QU....	17	61	105	.581	
3.	SOBERS, Jemino-CCSU.....	18	68	120	.567	
4.	LEE, Tony-RMU.....	18	105	186	.565	
	BROOKS, Brice-SHU.....	18	70	124	.565	
6.	BUNCH, John-MU.....	18	54	97	.557	
7.	ALSTON, Marques-MU.....	18	90	164	.549	
8.	SHEPPARD, Allan-SFNY....	18	91	168	.542	
9.	YOUNGBLOOD, Jhamar-MU...	18	89	166	.536	
10.	DURR, Gus-MSM.....	18	72	135	.533	
11.	ANDERSON, DeMario-QU....	18	132	249	.530	
12.	SHUBIK, Drew-SHU.....	18	75	143	.524	
13.	HARDY, Chauncey-SHU.....	15	63	124	.508	
14.	ULRICH, James-WC.....	18	101	199	.508	
15.	HARRIS, Andre-FDU.....	18	137	279	.491	

ASSISTS

##	Player-Team	Cl	G	Assists	Avg/G
1.	COLEMAN, Derek-RMU.....	18	107	5.94	
2.	PORTER, Mark-WC.....	18	105	5.83	
3.	GOODE, Jeremy-MSM.....	18	93	5.17	
4.	TYLER, Cameron-FDU.....	18	92	5.11	
5.	BLACKWOOD, Tristan-CCSU..	18	81	4.50	
	LEE, Tony-RMU.....	18	81	4.50	
7.	SHUBIK, Drew-SHU.....	18	78	4.33	
8.	GONZALEZ, Adam-QU.....	18	76	4.22	
9.	FORD, Marquis-SFPA.....	18	72	4.00	
10.	WISSEH, Jaytornah-LIU...	18	61	3.39	
11.	COSGROVE, Casey-QU.....	18	59	3.28	
12.	UBILLA, Manny-FDU.....	18	57	3.17	
13.	WILLIAMS, Marcus-SFNY....	17	53	3.12	
14.	NELSON, Cale-SFPA.....	18	54	3.00	
	COLEMAN, Whitney-MU.....	18	54	3.00	

FREE THROW PCT (Min. 2.0 made per game)

##	Player-Team	Cl	G	FTM	FTA	Pct
1.	BLACKWOOD, Tristan-CCSU..	18	69	72	.958	
2.	HARDY, Chauncey-SHU.....	15	37	40	.925	
3.	NELSON, Cale-SFPA.....	18	41	46	.891	
4.	WILLIAMS, James-LIU.....	18	61	69	.884	
5.	COLEMAN, Derek-RMU.....	18	53	61	.869	
6.	JACKSON, A.J.-RMU.....	18	50	58	.862	
7.	VANN, Chris-MSM.....	18	37	43	.860	
8.	KEARSE, Mychal-MSM.....	18	64	75	.853	
9.	SWEETNEY, Devin-SFPA....	18	65	80	.812	
10.	GONZALEZ, Adam-QU.....	18	66	82	.805	
11.	MATTISON, Tyrone-LIU....	18	41	51	.804	
12.	PEEPLS, Michael-FDU.....	18	62	78	.795	
13.	WISSEH, Jaytornah-LIU...	18	55	70	.786	
14.	HINES, Robert-SFNY.....	18	81	106	.764	
15.	HENLEY, Joey-SHU.....	18	55	72	.764	

STEALS

##	Player-Team	Cl	G	Steals	Avg/G
1.	LEE, Tony-RMU.....	18	47	2.61	
2.	SHUBIK, Drew-SHU.....	18	44	2.44	
3.	WILLIAMS, Marcus-SFNY....	17	36	2.12	
4.	GOODE, Jeremy-MSM.....	18	36	2.00	
	UBILLA, Manny-FDU.....	18	36	2.00	
6.	CHAPPELL, Jeremy-RMU....	18	30	1.67	
	ANDERSON, DeMario-QU....	18	30	1.67	
8.	YOUNGBLOOD, Jhamar-MU...	18	29	1.61	
9.	PORTER, Mark-WC.....	18	28	1.56	
	MOJICA, Javier-CCSU.....	18	28	1.56	
11.	GONZALEZ, Adam-QU.....	18	27	1.50	
12.	SHEPPARD, Allan-SFNY....	18	26	1.44	
13.	KEARSE, Mychal-MSM.....	18	25	1.39	
	WOMACK, Jamaal-SFNY.....	18	25	1.39	
15.	FRYE, Jarrid-SHU.....	18	24	1.33	

**2006-07 Northeast Conference
INDIVIDUAL BASKETBALL STATISTICS**
Through games of Feb 26, 2007 (Conference games only)

3-POINT FG PCT (Min. 1.0 made per game)

##	Player-Team	Cl	G	3FG	FGA	Pct
1.	FORD, Marquis-SFPA.....	18	41	74	.554	
2.	KOTOROBAI, Eugene-LIU....	18	45	99	.455	
3.	HARDY, Chauncey-SHU.....	15	22	49	.449	
4.	UBILLA, Manny-FDU.....	18	44	99	.444	
5.	LITKE, Ryan-SHU.....	16	34	78	.436	
6.	BLACKWOOD, Tristan-CCSU..	18	73	173	.422	
7.	SHUBIK, Drew-SHU.....	18	27	64	.422	
8.	HAZARD, Eric-FDU.....	18	26	62	.419	
9.	COLEMAN, Whitney-MU.....	18	25	61	.410	
10.	VITALE, Matt-WC.....	18	38	94	.404	
11.	MOJICA, Javier-CCSU.....	18	36	90	.400	
12.	VANN, Chris-MSM.....	18	37	93	.398	
13.	COLEMAN, Derek-RMU.....	18	42	106	.396	
14.	MUNDWELLER, Joey-WC.....	18	55	140	.393	
15.	SEYMORE, Joe-CCSU.....	18	36	92	.391	

3-POINT FG MADE

##	Player-Team	Cl	G	3FG	Avg/G
1.	BLACKWOOD, Tristan-CCSU..	18	73	4.06	
2.	MUNDWELLER, Joey-WC.....	18	55	3.06	
3.	DELIC, Dejan-MU.....	18	48	2.67	
4.	WILLIAMS, James-LIU.....	18	47	2.61	
5.	KOTOROBAI, Eugene-LIU....	18	45	2.50	
6.	UBILLA, Manny-FDU.....	18	44	2.44	
7.	COLEMAN, Derek-RMU.....	18	42	2.33	
8.	WOMACK, Jamaal-SFNY.....	18	41	2.28	
	FORD, Marquis-SFPA.....	18	41	2.28	
10.	LITKE, Ryan-SHU.....	16	34	2.12	
11.	VITALE, Matt-WC.....	18	38	2.11	
12.	VANN, Chris-MSM.....	18	37	2.06	
13.	MOJICA, Javier-CCSU.....	18	36	2.00	
	SEYMORE, Joe-CCSU.....	18	36	2.00	
15.	GONZALEZ, Adam-QU.....	18	35	1.94	

BLOCKED SHOTS

##	Player-Team	Cl	G	Blocks	Avg/G
1.	BUNCH, John-MU.....	18	63	3.50	
2.	SOBERS, Jemino-CCSU.....	18	36	2.00	
3.	AKINYANJU, Victor-QU.....	17	29	1.71	
4.	HARRIS, Andre-FDU.....	18	28	1.56	
5.	JACKSON, A.J.-RMU.....	18	22	1.22	
6.	DIENG, Bassirou-SFPA.....	17	19	1.12	
7.	PORTER, Mark-WC.....	18	17	0.94	
8.	POTTER, Liam-SHU.....	16	15	0.94	
9.	BEIDLER, Kelly-MSM.....	18	16	0.89	
10.	LAWRENCE, Jelani-SFPA....	18	15	0.83	
11.	MITCHELL, Markus-MSM....	18	14	0.78	
12.	ULRICH, James-WC.....	18	13	0.72	
	PEEPLS, Michael-FDU.....	18	13	0.72	
14.	HENLEY, Joey-SHU.....	18	12	0.67	
	KOTOROBAI, Eugene-LIU....	18	12	0.67	

ASSIST/TURNOVER RATIO (Min. 3.0 assists/game)

##	Player-Team	Cl	G	Asst	Avg Turn	Avg Ratio	
1.	COSGROVE, Casey-QU.....	18	59	3.3	28	1.6	2.11
2.	GOODE, Jeremy-MSM.....	18	93	5.2	52	2.9	1.79
3.	COLEMAN, Derek-RMU.....	18	107	5.9	63	3.5	1.70
4.	PORTER, Mark-WC.....	18	105	5.8	64	3.6	1.64
5.	SHUBIK, Drew-SHU.....	18	78	4.3	48	2.7	1.62
6.	BLACKWOOD, Tristan-CCSU..	18	81	4.5	51	2.8	1.59
7.	TYLER, Cameron-FDU.....	18	92	5.1	63	3.5	1.46
8.	COLEMAN, Whitney-MU.....	18	54	3.0	37	2.1	1.46
	NELSON, Cale-SFPA.....	18	54	3.0	37	2.1	1.46
10.	WISSEH, Jaytornah-LIU....	18	61	3.4	43	2.4	1.42
11.	UBILLA, Manny-FDU.....	18	57	3.2	42	2.3	1.36
12.	FORD, Marquis-SFPA.....	18	72	4.0	57	3.2	1.26
13.	LEE, Tony-RMU.....	18	81	4.5	65	3.6	1.25
14.	GONZALEZ, Adam-QU.....	18	76	4.2	64	3.6	1.19
15.	WILLIAMS, Marcus-SFNY....	17	53	3.1	62	3.6	0.85

OFFENSIVE REBOUNDS

##	Player-Team	Cl	G	No.	Avg/G
1.	NWADIKE, Obie-CCSU.....	18	75	4.17	
2.	SWEETNEY, Devin-SFPA....	18	56	3.11	
3.	AKINYANJU, Victor-QU.....	17	49	2.88	
4.	HINES, Robert-SFNY.....	18	50	2.78	
5.	HARRIS, Andre-FDU.....	18	46	2.56	
6.	ULRICH, James-WC.....	18	44	2.44	
7.	LEE, Tony-RMU.....	18	42	2.33	
8.	PEEPLS, Michael-FDU.....	18	39	2.17	
	SMITH, Jamal-WC.....	18	39	2.17	
10.	WILLIAMS, Marcus-SFNY....	17	36	2.12	
11.	SHEPPARD, Allan-SFNY....	18	38	2.11	
	CHAPPELL, Jeremy-RMU....	18	38	2.11	
13.	DURR, Gus-MSM.....	18	37	2.06	
14.	MOJICA, Javier-CCSU.....	18	36	2.00	
	YESSOUFOU, Bass-SFNY....	17	34	2.00	
	ADOMAITIS, Aurimas-LIU...	16	32	2.00	

DEFENSIVE REBOUNDS

##	Player-Team	Cl	G	No.	Avg/G
1.	NWADIKE, Obie-CCSU.....	18	126	7.00	
2.	JACKSON, A.J.-RMU.....	18	98	5.44	
3.	HARRIS, Andre-FDU.....	18	89	4.94	
4.	KOTOROBAI, Eugene-LIU....	18	88	4.89	
5.	SWEETNEY, Devin-SFPA....	18	87	4.83	
6.	MOJICA, Javier-CCSU.....	18	85	4.72	
7.	AKINYANJU, Victor-QU.....	17	78	4.59	
8.	ULRICH, James-WC.....	18	81	4.50	
	PORTER, Mark-WC.....	18	81	4.50	
10.	BROOKS, Brice-SHU.....	18	75	4.17	
11.	KEARSE, Mychal-MSM.....	18	74	4.11	
12.	LEE, Tony-RMU.....	18	70	3.89	
13.	WILLIAMS, Marcus-SFNY....	17	64	3.76	
14.	BUNCH, John-MU.....	18	66	3.67	
15.	GONZALEZ, Adam-QU.....	18	65	3.61	
	HINES, Robert-SFNY.....	18	65	3.61	
	TYLER, Cameron-FDU.....	18	65	3.61	
	UBILLA, Manny-FDU.....	18	65	3.61	

**2006-07 Northeast Conference
CONFERENCE BASKETBALL STATISTICS**
Through games of Feb 26, 2007 (Conference games only)

SCORING OFFENSE

## Team	G	W-L	Pts	Avg/G
1.Sacred Heart.....	18	12-6	1462	81.2
2.Robert Morris.....	18	9-9	1374	76.3
3.Fairleigh Dickinson..	18	9-9	1343	74.6
4.Central Conn. St....	18	16-2	1324	73.6
5.Quinnipiac.....	18	11-7	1321	73.4
6.Wagner.....	18	8-10	1306	72.6
7.Long Island.....	18	6-12	1270	70.6
8.Saint Francis (PA)..	18	5-13	1231	68.4
9.Mount St. Mary's....	18	9-9	1227	68.2
10.St. Francis (NY)....	18	7-11	1212	67.3
11.Monmouth.....	18	7-11	1174	65.2

SCORING DEFENSE

## Team	G	Pts	Avg/G
1.Central Conn. St....	18	1158	64.3
2.Mount St. Mary's....	18	1220	67.8
3.Monmouth.....	18	1223	67.9
4.St. Francis (NY)....	18	1237	68.7
5.Wagner.....	18	1311	72.8
6.Quinnipiac.....	18	1324	73.6
7.Saint Francis (PA)..	18	1327	73.7
8.Robert Morris.....	18	1336	74.2
9.Long Island.....	18	1354	75.2
10.Fairleigh Dickinson..	18	1361	75.6
11.Sacred Heart.....	18	1393	77.4

SCORING MARGIN

## Team	G	OFF	DEF	Margin
1.Central Conn. St....	18	73.6	64.3	+9.2
2.Sacred Heart.....	18	81.2	77.4	+3.8
3.Robert Morris.....	18	76.3	74.2	+2.1
4.Mount St. Mary's....	18	68.2	67.8	+0.4
5.Quinnipiac.....	18	73.4	73.6	-0.2
6.Wagner.....	18	72.6	72.8	-0.3
7.Fairleigh Dickinson..	18	74.6	75.6	-1.0
8.St. Francis (NY)....	18	67.3	68.7	-1.4
9.Monmouth.....	18	65.2	67.9	-2.7
10.Long Island.....	18	70.6	75.2	-4.7
11.Saint Francis (PA)..	18	68.4	73.7	-5.3

FREE THROW PERCENTAGES

## Team	G	FTM	FTA	Pct
1.Robert Morris.....	18	236	306	.771
2.Fairleigh Dickinson..	18	266	358	.743
3.Central Conn. St....	18	311	419	.742
4.Saint Francis (PA)..	18	280	392	.714
5.Sacred Heart.....	18	279	391	.714
6.Mount St. Mary's....	18	230	326	.706
7.Long Island.....	18	302	438	.689
8.Wagner.....	18	246	367	.670
9.Monmouth.....	18	201	307	.655
10.Quinnipiac.....	18	241	370	.651
11.St. Francis (NY)....	18	256	406	.631

FIELD GOAL PERCENTAGES

## Team	G	FG	FGA	Pct
1.Sacred Heart.....	18	528	1048	.504
2.Robert Morris.....	18	503	1038	.485
3.Quinnipiac.....	18	481	1020	.472
4.Monmouth.....	18	430	913	.471
5.Central Conn. St....	18	434	935	.464
6.Saint Francis (PA)..	18	413	903	.457
7.Mount St. Mary's....	18	457	1016	.450
8.Fairleigh Dickinson..	18	478	1081	.442
9.Wagner.....	18	455	1036	.439
10.St. Francis (NY)....	18	440	1004	.438
11.Long Island.....	18	415	1026	.404

FIELD GOAL PCT DEFENSE

## Team	G	FG	FGA	Pct
1.Central Conn. St....	18	427	1004	.425
2.Quinnipiac.....	18	441	1029	.429
3.Monmouth.....	18	433	979	.442
4.Mount St. Mary's....	18	415	931	.446
5.St. Francis (NY)....	18	414	919	.450
6.Wagner.....	18	470	1031	.456
7.Robert Morris.....	18	465	1005	.463
8.Sacred Heart.....	18	496	1062	.467
9.Long Island.....	18	489	1045	.468
10.Saint Francis (PA)..	18	473	971	.487
11.Fairleigh Dickinson..	18	511	1044	.489

3-POINT FIELD GOAL PERCENTAGES

## Team	G	FG	FGA	Pct
1.Central Conn. St....	18	145	359	.404
2.Sacred Heart.....	18	127	327	.388
3.Wagner.....	18	150	406	.369
4.Monmouth.....	18	113	307	.368
5.Saint Francis (PA)..	18	125	340	.368
6.Fairleigh Dickinson..	18	121	346	.350
7.Long Island.....	18	138	396	.348
8.Robert Morris.....	18	132	382	.346
9.Quinnipiac.....	18	118	349	.338
10.Mount St. Mary's....	18	83	251	.331
11.St. Francis (NY)....	18	76	252	.302

3-POINT FIELD GOAL PCT DEFENSE

## Team	G	FG	FGA	Pct
1.Wagner.....	18	110	353	.312
2.Central Conn. St....	18	116	364	.319
3.Quinnipiac.....	18	119	350	.340
4.Fairleigh Dickinson..	18	98	285	.344
5.Long Island.....	18	127	366	.347
6.Sacred Heart.....	18	128	353	.363
7.St. Francis (NY)....	18	132	363	.364
8.Mount St. Mary's....	18	112	298	.376
9.Robert Morris.....	18	146	375	.389
10.Monmouth.....	18	137	350	.391
11.Saint Francis (PA)..	18	103	258	.399

REBOUNDING OFFENSE

## Team	G	Reb	Avg/G
1.St. Francis (NY)....	18	678	37.7
2.Wagner.....	18	638	35.4
3.Central Conn. St....	18	623	34.6
4.Quinnipiac.....	18	619	34.4
5.Long Island.....	18	618	34.3
6.Robert Morris.....	18	612	34.0
7.Fairleigh Dickinson..	18	603	33.5
8.Sacred Heart.....	18	600	33.3
9.Mount St. Mary's....	18	571	31.7
10.Saint Francis (PA)..	18	562	31.2
11.Monmouth.....	18	542	30.1

REBOUNDING DEFENSE

## Team	G	Reb	Avg/G
1.St. Francis (NY)....	18	533	29.6
2.Saint Francis (PA)..	18	550	30.6
3.Central Conn. St....	18	584	32.4
4.Robert Morris.....	18	585	32.5
5.Monmouth.....	18	591	32.8
6.Sacred Heart.....	18	602	33.4
7.Mount St. Mary's....	18	612	34.0
8.Fairleigh Dickinson..	18	625	34.7
9.Quinnipiac.....	18	646	35.9
10.Wagner.....	18	650	36.1
11.Long Island.....	18	688	38.2

2006-07 Northeast Conference
CONFERENCE BASKETBALL STATISTICS
Through games of Feb 26, 2007 (Conference games only)

REBOUNDING MARGIN

## Team	G	TEAM	Avg	OPP	Avg Margin
1.St. Francis (NY)....	18	678	37.7	533	29.6 +8.1
2.Central Conn. St....	18	623	34.6	584	32.4 +2.2
3.Robert Morris.....	18	612	34.0	585	32.5 +1.5
4.Saint Francis (PA)..	18	562	31.2	550	30.6 +0.7
5.Sacred Heart.....	18	600	33.3	602	33.4 -0.1
6.Wagner.....	18	638	35.4	650	36.1 -0.7
7.Fairleigh Dickinson.	18	603	33.5	625	34.7 -1.2
8.Quinnipiac.....	18	619	34.4	646	35.9 -1.5
9.Mount St. Mary's....	18	571	31.7	612	34.0 -2.3
10.Monmouth.....	18	542	30.1	591	32.8 -2.7
11.Long Island.....	18	618	34.3	688	38.2 -3.9

BLOCKED SHOTS

## Team	G	Blocks	Avg/G
1.Monmouth.....	18	89	4.94
2.Fairleigh Dickinson.	18	65	3.61
3.Sacred Heart.....	18	60	3.33
4.Central Conn. St....	18	58	3.22
5.Quinnipiac.....	18	57	3.17
6.Saint Francis (PA)..	18	54	3.00
7.Mount St. Mary's....	18	53	2.94
8.Wagner.....	18	51	2.83
9.Robert Morris.....	18	46	2.56
10.Long Island.....	18	34	1.89
St. Francis (NY)....	18	34	1.89

ASSISTS

## Team	G	Assists	Avg/G
1.Robert Morris.....	18	284	15.78
2.Quinnipiac.....	18	277	15.39
3.Sacred Heart.....	18	253	14.06
4.Wagner.....	18	243	13.50
5.Monmouth.....	18	239	13.28
6.Fairleigh Dickinson.	18	236	13.11
7.Saint Francis (PA)..	18	231	12.83
8.Central Conn. St....	18	220	12.22
9.Mount St. Mary's....	18	219	12.17
10.St. Francis (NY)....	18	207	11.50
11.Long Island.....	18	194	10.78

STEALS

## Team	G	Steals	Avg/G
1.Sacred Heart.....	18	164	9.11
2.Quinnipiac.....	18	146	8.11
3.Mount St. Mary's....	18	144	8.00
4.St. Francis (NY)....	18	140	7.78
5.Robert Morris.....	18	131	7.28
6.Wagner.....	18	125	6.94
7.Fairleigh Dickinson.	18	111	6.17
8.Central Conn. St....	18	107	5.94
Long Island.....	18	107	5.94
Monmouth.....	18	107	5.94
11.Saint Francis (PA)..	18	99	5.50

TURNOVER MARGIN

## Team	G	TEAM	Avg	OPP	Avg Margin
1.Mount St. Mary's....	18	245	13.6	312	17.3 +3.72
2.Fairleigh Dickinson.	18	225	12.5	258	14.3 +1.83
3.Long Island.....	18	244	13.6	262	14.6 +1.00
4.Sacred Heart.....	18	281	15.6	294	16.3 +0.72
5.Central Conn. St....	18	245	13.6	255	14.2 +0.56
6.Wagner.....	18	247	13.7	251	13.9 +0.22
7.Quinnipiac.....	18	276	15.3	264	14.7 -0.67
8.Robert Morris.....	18	258	14.3	242	13.4 -0.89
9.Monmouth.....	18	258	14.3	235	13.1 -1.28
10.St. Francis (NY)....	18	319	17.7	288	16.0 -1.72
11.Saint Francis (PA)..	18	287	15.9	224	12.4 -3.50

ASSIST/TURNOVER RATIO

## Team	G	Asst	Avg Turn	Avg Ratio
1.Robert Morris.....	18	284	15.8	258 14.3 1.10
2.Fairleigh Dickinson.	18	236	13.1	225 12.5 1.05
3.Quinnipiac.....	18	277	15.4	276 15.3 1.00
4.Wagner.....	18	243	13.5	247 13.7 0.98
5.Monmouth.....	18	239	13.3	258 14.3 0.93
6.Sacred Heart.....	18	253	14.1	281 15.6 0.90
7.Central Conn. St....	18	220	12.2	245 13.6 0.90
8.Mount St. Mary's....	18	219	12.2	245 13.6 0.89
9.Saint Francis (PA)..	18	231	12.8	287 15.9 0.80
10.Long Island.....	18	194	10.8	244 13.6 0.80
11.St. Francis (NY)....	18	207	11.5	319 17.7 0.65

OFFENSIVE REBOUNDS

## Team	G	No.	Avg/G
1.St. Francis (NY)....	18	272	15.11
2.Fairleigh Dickinson.	18	218	12.11
3.Long Island.....	18	217	12.06
4.Wagner.....	18	205	11.39
5.Robert Morris.....	18	203	11.28
6.Central Conn. St....	18	200	11.11
7.Saint Francis (PA)..	18	199	11.06
8.Quinnipiac.....	18	196	10.89
9.Mount St. Mary's....	18	194	10.78
10.Sacred Heart.....	18	192	10.67
11.Monmouth.....	18	158	8.78

DEFENSIVE REBOUNDS

## Team	G	No.	Avg/G
1.Wagner.....	18	433	24.06
2.Quinnipiac.....	18	423	23.50
Central Conn. St....	18	423	23.50
4.Robert Morris.....	18	409	22.72
5.Sacred Heart.....	18	408	22.67
6.St. Francis (NY)....	18	406	22.56
7.Long Island.....	18	401	22.28
8.Fairleigh Dickinson.	18	385	21.39
9.Monmouth.....	18	384	21.33
10.Mount St. Mary's....	18	377	20.94
11.Saint Francis (PA)..	18	363	20.17

3-POINT FIELD GOALS MADE

## Team	G	3FG	Avg/G
1.Wagner.....	18	150	8.33
2.Central Conn. St....	18	145	8.06
3.Long Island.....	18	138	7.67
4.Robert Morris.....	18	132	7.33
5.Sacred Heart.....	18	127	7.06
6.Saint Francis (PA)..	18	125	6.94
7.Fairleigh Dickinson.	18	121	6.72
8.Quinnipiac.....	18	118	6.56
9.Monmouth.....	18	113	6.28
10.Mount St. Mary's....	18	83	4.61
11.St. Francis (NY)....	18	76	4.22

**2006-07 Northeast Conference
CONFERENCE BASKETBALL STATISTICS**
Through games of Feb 26, 2007 (Conference games only)

STANDINGS	-----CONFERENCE-----				-----OVERALL-----				WINNING STREAK	
	W-L	Pct	PF	PA	W-L	Pct	PF	PA	Team	NO.
Central Conn. St....	16-2	.889	73.6	64.3	16-2	.889	73.6	64.3	Sacred Heart	4
Sacred Heart.....	12-6	.667	81.2	77.4	12-6	.667	81.2	77.4	Saint Francis (PA)	3
Quinnipiac.....	11-7	.611	73.4	73.6	11-7	.611	73.4	73.6	St. Francis (NY)	3
Robert Morris.....	9-9	.500	76.3	74.2	9-9	.500	76.3	74.2	Central Conn. St.	2
Fairleigh Dickinson	9-9	.500	74.6	75.6	9-9	.500	74.6	75.6	Robert Morris	1
Mount St. Mary's....	9-9	.500	68.2	67.8	9-9	.500	68.2	67.8		
Wagner.....	8-10	.444	72.6	72.8	8-10	.444	72.6	72.8		
St. Francis (NY)....	7-11	.389	67.3	68.7	7-11	.389	67.3	68.7		
Monmouth.....	7-11	.389	65.2	67.9	7-11	.389	65.2	67.9		
Long Island.....	6-12	.333	70.6	75.2	6-12	.333	70.6	75.2		
Saint Francis (PA)..	5-13	.278	68.4	73.7	5-13	.278	68.4	73.7		

TEAM SUMMARIES

Team	G	PF-PA	Avg Score	Margin	FG-FGA	Pct	3FG-FGA	Pct	FT-FTA	Pct	RebF	RebA	Margin
Central Conn. St....	18	1324-1158	73.6-64.3	+9.2	434-935	.464	145-359	.404	311-419	.742	623	584	+2.2
Fairleigh Dickinson	18	1343-1361	74.6-75.6	-1.0	478-1081	.442	121-346	.350	266-358	.743	603	625	-1.2
Long Island.....	18	1270-1354	70.6-75.2	-4.7	415-1026	.404	138-396	.348	302-438	.689	618	688	-3.9
Monmouth.....	18	1174-1223	65.2-67.9	-2.7	430-913	.471	113-307	.368	201-307	.655	542	591	-2.7
Mount St. Mary's....	18	1227-1220	68.2-67.8	+0.4	457-1016	.450	83-251	.331	230-326	.706	571	612	-2.3
Quinnipiac.....	18	1321-1324	73.4-73.6	-0.2	481-1020	.472	118-349	.338	241-370	.651	619	646	-1.5
Robert Morris.....	18	1374-1336	76.3-74.2	+2.1	503-1038	.485	132-382	.346	236-306	.771	612	585	+1.5
Sacred Heart.....	18	1462-1393	81.2-77.4	+3.8	528-1048	.504	127-327	.388	279-391	.714	600	602	-0.1
Saint Francis (PA)..	18	1231-1327	68.4-73.7	-5.3	413-903	.457	125-340	.368	280-392	.714	562	550	+0.7
St. Francis (NY)....	18	1212-1237	67.3-68.7	-1.4	440-1004	.438	76-252	.302	256-406	.631	678	533	+8.1
Wagner.....	18	1306-1311	72.6-72.8	-0.3	455-1036	.439	150-406	.369	246-367	.670	638	650	-0.7

ATTENDANCE

Team	HOME GAMES	Avg	AWAY GAMES	Avg	NEUT GAMES	Avg	ALL GAMES	Avg
Central Conn. St.	9-17737	1971	9-8032	892	0-0	0	18-25769	1432
Fairleigh Dickinson	9-8348	928	9-10185	1132	0-0	0	18-18533	1030
Long Island	9-5413	601	9-13269	1474	0-0	0	18-18682	1038
Monmouth	9-14970	1663	9-8610	957	0-0	0	18-23580	1310
Mount St. Mary's	9-9038	1004	9-12439	1382	0-0	0	18-21477	1193
Quinnipiac	9-18656	2073	9-9522	1058	0-0	0	18-28178	1565
Robert Morris	9-9325	1036	9-13304	1478	0-0	0	18-22629	1257
Sacred Heart	9-7727	859	9-13330	1481	0-0	0	18-21057	1170
Saint Francis (PA)	9-14421	1602	9-8387	932	0-0	0	18-22808	1267
St. Francis (NY)	9-2420	269	9-11714	1302	0-0	0	18-14134	785
Wagner	9-12832	1426	9-12095	1344	0-0	0	18-24927	1385
Totals	99-120887	1221	99-120887	1221	0-0	0	99-120887	1221