



University at Albany

Great Danes

The NEC coaches still think Albany has what it takes to win another NEC title, even after the loss of tailback Gary Jones.

Albany head coach Bob Ford's sixth season at the Division I-AA level might be the most challenging for his program. Ford must replace 11 starters — six on offense and five on defense — from a 7-4 squad that shared its second consecutive Northeast Conference championship.

The list of graduates includes the school's all-time rusher and two-time NEC offensive player of the year Gary Jones, All-America offensive tackle Mike Laroche, All-NEC defensive tackle David Parks, linebacker Victor Camacho, the team's leading tackler, and kicker/punter Stan Zylinski.

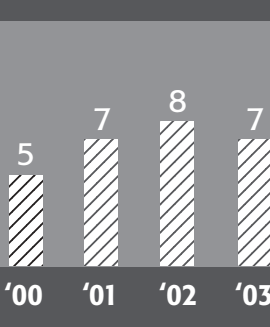
"We lost some quality people to graduation, and that group of seniors will always hold a special place in my heart," states Ford, who has a 201-141-1 career record in 35 seasons at the collegiate level. "But I still believe we will compete for the conference championship. My job is to get the right people on the bus."

The Great Danes, who 37 lettermen, play an ambitious schedule with two of the better Patriot League teams in Lehigh and Fordham, Brown of the Ivy League, and Atlantic 10 Conference opponent Hofstra on the non-league slate.

OFFENSE: Albany's multiple, option scheme must replace its entire offensive backfield, including an Associated Press All-America tailback. Fortunately, the Great Danes have a pair of All-NEC linemen returning.

Left tackle Geir Gudmundsen (6-6, 315), who has made 33 consecutive starts, was named to three All-America teams. Gudmundsen, a two-time All-NEC first-team selection, continues the program's fine tradition of quality offensive tackles.

Four-Year Wins Trend



Brandon Shaw (6-0, 295) is a valued performer with his ability to play at center and left guard. Both players were instrumental in helping the offense rank fourth nationally in rushing at 292.3 yards per game.

Aaron Kimball (6-3, 310) appears to have a firm grasp on the starting left guard position. The right side on the line is more up for grabs with Tom DePalma (6-0, 280) and Jacob Anderson (6-6, 285)

on top of the depth chart following spring drills. Tom Burkart (6-4, 230) looks like the man to beat at tight end. Eddie Unverzagt (6-1, 235) has switched to the position after two seasons as a fullback.

Uli Delgado and Nicholas Bazan battled for the starting quarterback job throughout the spring. "Uli is a bit of a riverboat gambler, but he's become a student of the game," Ford says. "Nick also had a good spring, but needs to take control of that huddle. Our quarterback situation should allow us to be better in the passing game and at the same time spread the ball around." Delgado, who started five games, passed for 284 yards and ran for 95 more. Bazan missed all but one game last year with a broken collarbone.

Rohann Vidal is the likely starter at tailback. Vidal, a three-year letterman, rushed for 370 yards and five touchdowns as a junior. "He's a blue-collar worker," Ford offers. "I can count on one hand the mental mistakes he has made." David Fantell and Dustin Wilson will also compete for playing time. The fullback spot will be decided between a pair of redshirt

freshmen in Wayne Carrabus and Dan Beigel.

Split end Jason Miller led the Great Danes with 15 receptions for 321 yards and two touchdowns, and became a solid blocker in the run game. "He's better than given credit for," Ford says. "He runs great routes and has good hands." Young receivers like Ronnie DeAraujo (6-2, 200), Gabe Gallucci (6-2, 185), Topher Davey (6-0, 190) and Mike Wall (5-8, 170) represent an up-and-coming group that possess both size and leaping ability.

DEFENSE: The Great Danes' defense probably turned in its best season as a Division I-AA unit in 2003, and were among the national leaders in scoring and rushing yards allowed.

UAlbany can employ an excellent corps of linebackers. "We should be as good as last year," Ford offers. "There will be more emphasis placed on our linebackers in an effort to take advantage of their strengths. We have kids with size who can run."

Brian Becker (5-11, 225), the team's most improved player, emerged as a top-notch performer. He was second on the team in tackles with 63, plus added two sacks and two interceptions. "Pound-for-pound he may be the strongest player on the team," Ford states. "He has blossomed into the cornerstone of our defense." Will Boone (6-0, 205) had 40 tackles despite missing three games with an injury. Redshirt freshman Colin Disch (6-1, 203) has moved to the inside.

A healthy Kurt Campbell (6-1, 225) gives the defense an all-conference type roverback. Campbell, plagued by injuries as a collegian, has com-

bined for 86 tackles and 16 pass break-ups during his career. "Kurt was molded for his position," Ford explains. "He has size, strength and speed. Tom Cuozzo (31 tackles) filled in admirably for Campbell last year and will move to outside linebacker. Chris Stellato (31 tackles) can also play both positions. Trevor DuPont, a redshirt freshman, has moved up the depth chart.

Three starters have graduated on the defensive line, but tackles Matt Kryzak (6-0, 295) and Justin Sands (6-1, 285) have played many downs in the trenches. Kryzak made 22 tackles and 3.0 sacks last year, while Sands had 25 tackles, including eight for losses. Jermaine Lee (30 tackles, 3.5 sacks) has tremendous ability.

Andre Coleman (14 tackles, 3.0 sacks, could become a dominating player at defensive end, but needs to become a more consistent force. Redshirt freshman Kelsey Jenks showed quickness and strength at the end spot during the spring.

The team's deepest positions may be in the secondary. Starting cornerbacks Kamar Elliott (27 tackles) and Ryan Chrobak both return. Chrobak, a former receiver, was fifth on the squad in tackles (47) and added eight pass break-ups. Lucas Kurtz (55 tackles, 15 PBUs) has the size, at 6-foot-3 and 210 pounds, to be an imposing free safety. Olubunmi Awofeso (12 tackles, 3 PBUs) has played both cornerback and safety during his career.

KICKING GAME: All of the kicking and punting last year fell into Zylinski's hands. Freshmen Chris Lynch and Kevin Wilary will get an opportunity to have an impact in their first collegiate seasons. Lynch scored 81 points (10 FGs and 51 PATs) as a scholastic senior.

Uli Delgado Junior Quarterback



2004 schedule

| Date | Opponent | Time |
|-------|-------------------------|---------|
| 9/2 | at Hofstra | 7:00 pm |
| 9/11 | Fordham | 6:00 pm |
| 9/18 | at Brown | 1:00 pm |
| 9/25 | at Sacred Heart | 1:00 pm |
| 10/2 | at Lehigh | 1:00 pm |
| 10/9 | St. Francis (PA) | 1:00 pm |
| 10/16 | Monmouth | 1:00 pm |
| 10/23 | at Stony Brook | 6:00 pm |
| 10/30 | Wagner | 1:00 pm |
| 11/6 | at Robert Morris | 1:30 pm |
| 11/13 | Central CT St. | 1:00 pm |

NEC Games in **Bold**

2003 results

| Date | Opponent | Score |
|-------|----------------------------|---------|
| 9/6 | at Northeastern | L 0-51 |
| 9/13 | at Central CT St. | W 28-10 |
| 9/20 | Brown | L 3-21 |
| 9/27 | Sacred Heart | W 42-7 |
| 10/4 | St. Peter's | W 64-9 |
| 10/11 | at St. Francis (PA) | W 44-21 |
| 10/18 | at Monmouth | L 7-10 |
| 10/25 | Stony Brook | W 40-7 |
| 11/1 | at Wagner | W 28-7 |
| 11/8 | Robert Morris | W 27-7 |
| 11/15 | at Towson | L 16-35 |

NEC Games in **Bold**

all-time records

| Year | Record | Albany vs. the NEC | | |
|------|--------|--------------------|--|--|
| 1973 | 7-2 | | | |
| 1974 | 9-0 | | | |
| 1975 | 7-2 | | | |
| 1976 | 4-5 | | | |
| 1977 | 9-2 | | | |
| 1978 | 7-3 | | | |
| 1979 | 6-3 | | | |
| 1980 | 5-5 | | | |
| 1981 | 7-3 | | | |
| 1982 | 6-3 | | | |
| 1983 | 3-7 | | | |
| 1984 | 5-5 | | | |
| 1985 | 9-2 | | | |
| 1986 | 4-6 | | | |
| 1987 | 5-5 | | | |
| 1988 | 5-5 | | | |
| 1989 | 5-4 | | | |
| 1990 | 3-7 | | | |
| 1991 | 5-5 | | | |
| 1992 | 6-4 | | | |
| 1993 | 6-4 | | | |
| 1994 | 4-6 | | | |
| 1995 | 3-7 | | | |
| 1996 | 7-3 | | | |
| 1997 | 11-1 | | | |
| 1998 | 10-1 | | | |

| Opponent | Record |
|------------------|--------|
| CCSU | 7-1 |
| Monmouth | 5-1 |
| Robert Morris | 2-3 |
| Sacred Heart | 4-2 |
| St. Francis (PA) | 5-0 |
| Stony Brook | 8-2 |
| Wagner | 6-1 |

| Year | Record | NEC |
|------|--------|-----|
| 1999 | 7-2 | 6-1 |
| 2000 | 5-6 | 5-3 |
| 2001 | 7-3 | 5-2 |
| 2002 | 8-4 | 6-1 |
| 2003 | 7-4 | 6-1 |

| | |
|------------------------|----------------|
| Overall Record: | 192-119 |
| NEC Record: | 28-8 |

The Quickies the little things you might want to know

General Information

| | |
|-------------------------|-------------------------|
| Location: | Albany, NY |
| Founded: | 1844 |
| Enrollment: | 11,819 |
| Nickname: | Great Danes |
| Colors: | Purple and Gold |
| Interim President: | John R. Ryan |
| Faculty Representative: | Dr. Richard Hall |
| Athletic Director: | Dr. Lee McElroy |
| SWA: | Gail Cummings-Danson |
| Home Field/Capacity: | University Field/10,000 |
| Athletic Phone: | (518) 442-2562 |

Football Information

| | |
|-------------------------------|------------------|
| Head Coach: | Bob Ford |
| Overall Record/Years: | 201-141-1/35 |
| Record at UA/Years: | 192-119-0/31 |
| Inaugural Football Season: | 1973 |
| 2003 Record: | 7-4 |
| NEC Record/Place: | 6-1/Tied for 1st |
| Offensive System: | Multiple I |
| Defensive System: | 4-3-4 |
| Off. Starters Returning/Lost: | 5/6 |
| Def. Starters Returning/Lost: | 6/5 |
| Football Office Phone: | (518) 442-3052 |

Sports Information

| | |
|------------------------------|-------------------------------|
| Sports Information Director: | Brian DePasquale |
| SID Phone: | (518) 442-3072 |
| SID Fax Line: | (518) 442-3139 |
| SID Home Phone: | (518) 452-4940 |
| SID e-mail Address: | bdepasquale@uamail.albany.edu |
| Press Box Phone: | (518) 442-5895/5897 |
| Athletic Hotline Phone: | (518) 442-DANE |
| Website Address: | albany.edu/sports |

Coaching Staff

| | |
|-----------------------|------------------|
| Offensive Coordinator | Frank Derrico |
| Defensive Coordinator | Mike Simpson |
| Running Backs | Billy Crocker |
| Receivers | Ryan McCarthy |
| Tight Ends | Nick LaFontaine |
| Offensive Line | Peter Rossomando |
| Defensive Line | Don Mion |
| Defensive Tackles | Jason Martin |
| Outside Linebackers | Jeff Hafley |
| Defensive Backs | Rich Turi |

In Depth

Offense

| | | |
|----|-----------|--|
| QB | 82 | Tom Burkart (6-4, 230, Sr.) |
| | 35 | Eddie Unverzagt (6-1, 235, Jr.) |
| FB | 47 | Dan Beigel (6-2, 230, RFr.) |
| | 41 | Wayne Carrabus (6-0, 240, RFr.) |
| TB | 1 | Rohann Vidal (5-8, 195, Sr.) |
| | 28 | David Fantell (6-0, 190, So.) |
| LT | 79 | Geir Gudmundsen (6-6, 315, Sr.) |
| | 69 | Lamar Williams (6-4, 305, So.) |
| LG | 78 | Aaron Kimball (6-3, 310, Jr.) |
| | 73 | Jim Siederman (6-4, 280, So.) |
| C | 75 | Brandon Shaw (6-0, 295, Sr.) |
| | 56 | Pierce Brennan (6-1, 260, Jr.) |
| RG | 66 | Tom DePalma (6-0, 280, Jr.) |
| | 68 | Jeff Wentzell (6-4, 290, RFr.) |
| RT | 50 | Brian Sweet (6-4, 295, Jr.) |
| | 77 | Jacob Anderson (6-6, 285, So.) |
| TE | 82 | Tom Burkart (6-4, 230, Sr.) |
| | 35 | Eddie Unverzagt (6-1, 235, Jr.) |
| WR | 15 | Jason Miller (6-0, 175, Sr.) |
| | 85 | Ronnie DeAraujo (6-2, 200, RFr.) |
| WR | 80 | Kevin Tolan (6-2, 205, So.) |
| | 84 | Gabe Gallucci (6-2, 185, RFr.) |

Special Teams

| | | |
|----|-----------|------------------------------------|
| PK | 60 | Chris Lynch (6-3, 185, Fr.) |
| | 70 | Kevin Wilary (6-1, 240, Jr.) |
| P | 60 | Chris Lynch (6-3, 185, Fr.) |
| | 10 | Anthony Basile (6-1, 195, Fr.) |

Defense

| | | |
|----|-----------|--|
| DL | 93 | Andre Coleman (6-4, 295, Jr.) |
| | 92 | Vinny Fuschetto (6-2, 295, Jr.) |
| DL | 59 | Justin Sands (6-1, 285, So.) |
| | 96 | Mark Sheehan (6-2, 240, RFr.) |
| DL | 90 | Matt Kryzak (5-11, 295, Sr.) |
| | 98 | Jon Volpe (6-1, 245, RFr.) |
| DL | 91 | Jermaine Lee (6-1, 230, Jr.) |
| | 67 | Bobby Lane (6-3, 250, RFr.) |
| LB | 8 | Will Boone (6-0, 205, Jr.) |
| | 52 | Colin Disch (6-1, 208, RFr.) |
| LB | 43 | Brian Becker (5-11, 225, Jr.) |
| | 25 | Marc Angelillo (5-10, 210, So.) |
| LB | 44 | Tom Cuzzo (6-1, 210, Sr.) |
| | 19 | Chris Stellato (5-10, 200, Jr.) |
| SS | 5 | Kurt Campbell (6-1, 225, Sr.) |
| | 26 | Trevor DuPont (6-1, 215, RFr.) |
| CB | 2 | Olubunmi Awofeso (5-11, 185, Jr.) |
| | 31 | Kamar Elliott (5-11, 182, Sr.) |
| FS | 9 | Lucas Kurtz (6-3, 210, Sr.) |
| | 45 | Eric Neugebauer (6-1, 185, So.) |
| CB | 30 | Ryan Chrobak (5-11, 185, So.) |
| | 24 | Joe Bernard (5-8, 172, RFr.) |

| | | |
|----|-----------|--------------------------------------|
| PR | 15 | Jason Miller (6-0, 175, Sr.) |
| | 6 | Kenny Williams (5-9, 175, Sr.) |
| KR | 4 | Dustin Wilson (6-0, 200, Sr.) |
| | 6 | Kenny Williams (5-9, 175, Sr.) |

Albany

2003 Statistics



| RUSHING | G | Att | Gain | Loss | Net | Avg | TD | Long | Avg/G |
|-----------------|----|-----|------|------|------|------|----|------|-------|
| Jones, Gary | 11 | 211 | 1555 | 31 | 1524 | 7.2 | 18 | 80 | 138.5 |
| George, Jon | 11 | 87 | 593 | 4 | 589 | 6.8 | 4 | 39 | 53.5 |
| Vidal, Rohann | 11 | 68 | 390 | 20 | 370 | 5.4 | 5 | 40 | 33.6 |
| Sciarra, A. | 11 | 67 | 310 | 139 | 171 | 2.6 | 1 | 49 | 15.5 |
| Fantell, David | 10 | 21 | 170 | 4 | 166 | 7.9 | 1 | 41 | 16.6 |
| Unverzagt, E. | 10 | 28 | 127 | 3 | 124 | 4.4 | 2 | 26 | 12.4 |
| Wilson, Dustin | 11 | 18 | 114 | 1 | 113 | 6.3 | 0 | 51 | 10.3 |
| Delgado, Uli | 11 | 38 | 134 | 39 | 95 | 2.5 | 1 | 18 | 8.6 |
| Gentile, Evan | 6 | 11 | 53 | 4 | 49 | 4.5 | 0 | 10 | 8.2 |
| Howarth, Joel | 11 | 3 | 35 | 0 | 35 | 11.7 | 0 | 15 | 3.2 |
| Zylinski, Stan | 11 | 1 | 13 | 0 | 13 | 13.0 | 0 | 13 | 1.2 |
| Carrabus, Wayne | 2 | 4 | 13 | 1 | 12 | 3.0 | 0 | 6 | 6.0 |
| Bazan, Nicholas | 1 | 1 | 11 | 0 | 11 | 11.0 | 0 | 11 | 11.0 |
| Banach, Tom | 3 | 1 | 0 | 2 | -2 | -2.0 | 0 | 0 | -0.7 |
| Team | 6 | 9 | 0 | 55 | -55 | -6.1 | 0 | 0 | -9.2 |
| Total..... | 11 | 568 | 3518 | 303 | 3215 | 5.7 | 32 | 80 | 292.3 |
| Opponents..... | 11 | 431 | 1525 | 376 | 1149 | 2.7 | 9 | 25 | 104.5 |

| PASSING | G | Pass Eff. | Att-Cmp-Int | Pct | Yds | TD | Lng | Avg/G |
|----------------|----|-----------|-------------|-------|------|----|-----|-------|
| Sciarra, A. | 11 | 85.02 | 129-54-7 | 41.9 | 633 | 5 | 60 | 57.5 |
| Delgado, Uli | 11 | 80.91 | 50-18-4 | 36.0 | 284 | 2 | 57 | 25.8 |
| Banach, Tom | 3 | 50.00 | 2-1-0 | 50.0 | 0 | 0 | 0 | 0.0 |
| Lavelle, Mike | 11 | 234.40 | 1-1-0 | 100.0 | 16 | 0 | 16 | 1.5 |
| Total..... | 11 | 84.33 | 182-74-11 | 40.7 | 933 | 7 | 60 | 84.8 |
| Opponents..... | 11 | 114.51 | 296-152-7 | 51.4 | 1921 | 12 | 69 | 174.6 |

| RECEIVING | G | No. | Yds | Avg | TD | Long | Avg/G |
|-----------------|----|-----|------|------|----|------|-------|
| Miller, Jason | 9 | 15 | 321 | 21.4 | 2 | 60 | 35.7 |
| Crudo, Matt | 10 | 14 | 121 | 8.6 | 1 | 19 | 12.1 |
| Howarth, Joel | 11 | 11 | 122 | 11.1 | 0 | 30 | 11.1 |
| Tolan, Kevin | 10 | 8 | 66 | 8.2 | 0 | 23 | 6.6 |
| George, Jon | 11 | 7 | 73 | 10.4 | 1 | 50 | 6.6 |
| Jones, Gary | 11 | 6 | 64 | 10.7 | 1 | 37 | 5.8 |
| Lavelle, Mike | 11 | 5 | 75 | 15.0 | 1 | 37 | 6.8 |
| Hillman, John | 10 | 3 | 32 | 10.7 | 1 | 19 | 3.2 |
| Vidal, Rohann | 11 | 2 | 11 | 5.5 | 0 | 8 | 1.0 |
| Unverzagt, E. | 10 | 1 | 32 | 32.0 | 0 | 32 | 3.2 |
| Burkart, Tom | 11 | 1 | 16 | 16.0 | 0 | 16 | 1.5 |
| Carrabus, Wayne | 2 | 1 | 0 | 0.0 | 0 | 0 | 0.0 |
| Total..... | 11 | 74 | 933 | 12.6 | 7 | 60 | 84.8 |
| Opponents..... | 11 | 152 | 1921 | 12.6 | 12 | 69 | 174.6 |

| TOTAL OFFENSE | G | Plays | Rush | Pass | Total | Avg/G |
|-----------------|----|-------|------|------|-------|-------|
| Jones, Gary | 11 | 211 | 1524 | 0 | 1524 | 138.5 |
| Sciarra, A. | 11 | 196 | 171 | 633 | 804 | 73.1 |
| George, Jon | 11 | 87 | 589 | 0 | 589 | 53.5 |
| Delgado, Uli | 11 | 88 | 95 | 284 | 379 | 34.5 |
| Vidal, Rohann | 11 | 68 | 370 | 0 | 370 | 33.6 |
| Fantell, David | 10 | 21 | 166 | 0 | 166 | 16.6 |
| Unverzagt, E. | 10 | 28 | 124 | 0 | 124 | 12.4 |
| Wilson, Dustin | 11 | 18 | 113 | 0 | 113 | 10.3 |
| Gentile, Evan | 6 | 11 | 49 | 0 | 49 | 8.2 |
| Howarth, Joel | 11 | 3 | 35 | 0 | 35 | 3.2 |
| Lavelle, Mike | 11 | 1 | 0 | 16 | 16 | 1.5 |
| Zylinski, Stan | 11 | 1 | 13 | 0 | 13 | 1.2 |
| Carrabus, Wayne | 2 | 4 | 12 | 0 | 12 | 6.0 |
| Bazan, Nicholas | 1 | 1 | 11 | 0 | 11 | 11.0 |
| Banach, Tom | 3 | 3 | -2 | 0 | -2 | -0.7 |
| Team | 6 | 9 | -55 | 0 | -55 | -9.2 |
| Total..... | 11 | 750 | 3215 | 933 | 4148 | 377.1 |
| Opponents..... | 11 | 727 | 1149 | 1921 | 3070 | 279.1 |

| PUNT RETURNS | No. | Yds | Avg | TD | Long |
|-----------------|-----|-----|------|----|------|
| Miller, Jason | 20 | 117 | 5.8 | 0 | 23 |
| Williams, Kenny | 10 | 52 | 5.2 | 0 | 35 |
| Rissland, Chad | 7 | 43 | 6.1 | 0 | 15 |
| Stellato, Chris | 1 | 4 | 4.0 | 0 | 0 |
| Team | 1 | 0 | 0.0 | 0 | 0 |
| Kurtz, Lucas | 1 | 17 | 17.0 | 0 | 0 |
| Total..... | 40 | 233 | 5.8 | 0 | 35 |
| Opponents..... | 14 | 118 | 8.4 | 0 | 31 |

| KICK RETURNS | No. | Yds | Avg | TD | Long |
|-----------------|-----|-----|------|----|------|
| Wilson, Dustin | 18 | 336 | 18.7 | 0 | 52 |
| Williams, Kenny | 10 | 261 | 26.1 | 0 | 53 |
| Jones, Gary | 5 | 102 | 20.4 | 0 | 28 |
| Vidal, Rohann | 2 | 29 | 14.5 | 0 | 16 |
| George, Jon | 1 | 15 | 15.0 | 0 | 15 |
| Fantell, David | 1 | 1 | 1.0 | 0 | 1 |
| Total..... | 37 | 744 | 20.1 | 0 | 53 |
| Opponents..... | 47 | 689 | 14.7 | 0 | 28 |

| PUNTING | No. | Yds | Avg | Long | TD | FC | I20 | Blkd |
|----------------|-----|------|------|------|----|----|-----|------|
| Zylinski, Stan | 55 | 2091 | 38.0 | 62 | 5 | 6 | 19 | 1 |
| Team | 1 | 0 | 0.0 | 0 | 0 | 0 | 0 | 0 |
| Total..... | 56 | 2091 | 37.3 | 62 | 5 | 6 | 19 | 1 |
| Opponents..... | 84 | 2892 | 34.4 | 71 | 4 | 4 | 12 | 6 |



Rohann Vidal
Senior Tailback

| SCORING | TD | FGs | Kick | Rush | Rcv | Pass | DXP | Saf | Points |
|----------------|----|------|-------|------|-----|------|-----|-----|--------|
| Jones, Gary | 19 | 0-0 | 0-0 | 0-0 | 0 | 0-0 | 0 | 0 | 114 |
| Zylinski, Stan | 0 | 3-10 | 36-42 | 0-0 | 0 | 0-0 | 0 | 0 | 45 |
| Vidal, Rohann | 5 | 0-0 | 0-0 | 0-0 | 0 | 0-0 | 0 | 0 | 30 |
| George, Jon | 5 | 0-0 | 0-0 | 0-0 | 0 | 0-0 | 0 | 0 | 30 |
| Unverzagt, E. | 2 | 0-0 | 0-0 | 0-0 | 0 | 0-0 | 0 | 0 | 12 |
| Miller, Jason | 2 | 0-0 | 0-0 | 0-0 | 0 | 0-0 | 0 | 0 | 12 |
| Sciarra, A. | 1 | 0-0 | 0-0 | 0-0 | 0 | 0-0 | 0 | 0 | 6 |
| Delgado, Uli | 1 | 0-0 | 0-0 | 0-0 | 0 | 0-0 | 0 | 0 | 6 |
| Lee, Jermaine | 1 | 0-0 | 0-0 | 0-0 | 0 | 0-0 | 0 | 0 | 6 |
| Lavelle, Mike | 1 | 0-0 | 0-0 | 0-0 | 0 | 0-0 | 0 | 0 | 6 |
| Hillman, John | 1 | 0-0 | 0-0 | 0-0 | 0 | 0-0 | 0 | 0 | 6 |
| Crudo, Matt | 1 | 0-0 | 0-0 | 0-0 | 0 | 0-0 | 0 | 0 | 6 |
| Fantell, David | 1 | 0-0 | 0-0 | 0-0 | 0 | 0-0 | 0 | 0 | 6 |
| Becker, Brian | 1 | 0-0 | 0-0 | 0-0 | 0 | 0-0 | 0 | 0 | 6 |
| Carvin, Jon | 1 | 0-0 | 0-0 | 0-0 | 0 | 0-0 | 0 | 0 | 6 |
| Kryzak, Matt | 0 | 0-0 | 0-0 | 0-0 | 0 | 0-0 | 0 | 1 | 2 |
| Total..... | 42 | 3-10 | 36-42 | 0-0 | 0 | 0-0 | 0 | 1 | 299 |
| Opponents..... | 24 | 6-9 | 23-24 | 0-0 | 0 | 0-0 | 0 | 0 | 185 |

| FIELD GOALS | FGM-FGA | Pct | 01-19 | 20-29 | 30-39 | 40-49 | 50+ | Lg | Blk |
|----------------|---------|------|-------|-------|-------|-------|-----|----|-----|
| Zylinski, Stan | 3-10 | 30.0 | 0-1 | 1-1 | 2-5 | 0-3 | 0-0 | 31 | 2 |

| DEFENSIVE LEADERS | GP | Solo | Asst | Total | TFL/Yds | No-Yards | Int-Yds | BrUp | QBH | Fumbles | Blkd | Kick | Saf |
|-------------------|----|------|------|-------|---------|----------|---------|------|-----|---------|------|------|-----|
| Camacho, Victor | 11 | 48 | 46 | 94 | 8.5-26 | 2-11 | 1-1 | . | . | 2-0 | . | . | . |
| Becker, Brian | 11 | 30 | 33 | 63 | 3.0-15 | 2-14 | 2-58 | 3 | . | . | . | . | . |
| Carvin, Jon | 11 | 28 | 28 | 56 | 2.0-5 | . | 1-44 | 6 | . | 1-60 | 1 | . | . |
| Hurtz, Lucas | 11 | 26 | 30 | 56 | 3.0-7 | . | 1-5 | 14 | . | . | 1 | 3 | . |
| Chrobak, Ryan | 11 | 33 | 14 | 47 | 2.0-4 | . | 1-0 | 7 | . | . | . | . | . |
| Boone, Will | 8 | 26 | 15 | 41 | 3.5-9 | . | . | 1 | . | . | 1 | . | . |
| Parks, David | 11 | 27 | 11 | 38 | 12.0-68 | 8-57 | . | 1 | . | 1-0 | 1 | . | . |
| Gribbin, Kevin | 11 | 10 | 21 | 31 | 5.5-25 | 3-14 | . | . | . | 1-0 | . | . | . |
| Stellato, Chris | 11 | 17 | 14 | 31 | 7.0-20 | 2-12 | . | . | . | 1-0 | 1 | 1 | . |
| Cuzzo, Tom | 11 | 21 | 10 | 31 | 1.0-2 | . | . | . | . | 2-0 | . | . | . |
| Lee, Jermaine | 11 | 17 | 13 | 30 | 10.5-34 | 4-22 | . | . | . | 1-20 | 1 | . | . |
| Elliott, Kamar | 10 | 21 | 6 | 27 | 2.0-4 | . | . | 2 | . | . | . | . | . |
| Sands, Justin | 10 | 14 | 11 | 25 | 8.0-36 | 3-17 | . | . | . | . | . | . | . |
| Frese, Fred | 11 | 12 | 13 | 25 | 2.0-5 | . | 1-0 | 8 | . | . | . | . | . |
| Bolt, John | 11 | 15 | 9 | 24 | 9.0-47 | 6-40 | . | 2 | . | 1-0 | 1 | 1 | . |
| Kryzak, Matt | 10 | 12 | 10 | 22 | 6.0-20 | 3-17 | . | 1 | . | . | 1 | . | 1 |
| Shairs, Pat | 11 | 11 | 7 | 18 | 1.0-1 | . | . | . | . | 1-0 | 1 | . | . |
| Campbell, Kurt | 5 | 9 | 7 | 16 | 1.0-4 | . | . | 2 | . | 1-0 | . | . | . |
| Coleman, Andre | 10 | 8 | 6 | 14 | 6.0-21 | 3-14 | . | 2 | . | . | . | . | . |
| Awofeso, O. | 10 | 5 | 7 | 12 | . | . | . | 3 | . | . | . | . | . |
| Thomas, Sean | 9 | 6 | 5 | 11 | 2.0-9 | 1-5 | . | . | . | . | . | . | . |
| Winget, Dane | 9 | 6 | 3 | 9 | 1.0-1 | . | . | . | . | . | . | . | . |
| Howarth, Joel | 11 | 6 | 2 | 8 | . | . | . | . | . | . | . | . | . |
| Vidal, Rohann | 11 | 6 | 2 | 8 | . | . | . | . | . | . | . | . | . |
| Howard, Ryan | 9 | 2 | 5 | 7 | 3.0-6 | . | . | . | . | 1-0 | . | . | . |
| Wilson, Dustin | 11 | 3 | 3 | 6 | . | . | . | . | . | . | . | . | . |
| Zylinski, Stan | 11 | 1 | 4 | 5 | . | . | . | . | . | . | . | . | . |
| Neugebauer, E. | 11 | . | 3 | 3 | . | . | . | . | . | . | . | . | . |
| Rissland, Chad | 9 | 1 | 2 | 3 | . | . | . | . | . | . | . | . | . |
| Williams, Kenny | 7 | 1 | 2 | 3 | . | . | . | . | . | . | . | . | . |
| Weiss, Brent | 2 | 1 | . | 1 | 1.0-18 | 1-18 | . | . | . | . | 1 | . | . |
| McCaffrey, Mike | 5 | 1 | . | 1 | . | . | . | . | . | . | . | . | . |
| Hillman, John | 10 | . | 1 | 1 | . | . | . | . | . | . | . | . | . |
| Swickick, Tom | 11 | . | 1 | 1 | . | . | . | . | . | . | . | . | . |
| Angelillo, Marc | 7 | 1 | . | 1 | . | . | . | . | . | . | . | . | . |
| Fantell, David | 10 | 1 | . | 1 | . | . | . | . | . | . | . | 1 | . |
| Unverzagt, E. | 10 | 1 | . | 1 | . | . | . | . | . | . | . | . | . |
| Shaw, Brandon | 11 | 1 | . | 1 | . | . | . | . | . | . | . | . | . |
| Gudmundsen, G. | 11 | . | 1 | 1 | . | . | . | . | . | . | . | . | . |
| Jones, Gary | 11 | 1 | . | 1 | . | . | . | . | . | . | . | . | . |
| Team | 6 | . | . | . | . | . | . | . | . | . | . | . | . |
| Total..... | 11 | 429 | 345 | 774 | 100-387 | 34-219 | 7-108 | 52 | . | 13-80 | 10 | 7 | 1 |
| Opponents..... | 11 | . | . | . | . | 16-86 | 11-120 | 30 | . | 18-35 | 12 | 3 | . |

| INTERCEPTIONS | No. | Yds | Avg | TD | Long |
|-----------------|-----|-----|------|----|------|
| Becker, Brian | 2 | 58 | 29.0 | 1 | 55 |
| Camacho, Victor | 1 | 1 | 1.0 | 0 | 1 |
| Chrobak, Ryan | 1 | 0 | 0.0 | 0 | 0 |
| Frese, Fred | 1 | 0 | 0.0 | 0 | 0 |
| Carvin, Jon | 1 | 44 | 44.0 | 1 | 44 |
| Kurtz, Lucas | 1 | 5 | 5.0 | 0 | 5 |
| Total..... | 7 | 108 | 15.4 | 2 | 55 |
| Opponents..... | 11 | 120 | 10.9 | 2 | 38 |

| TEAM STATISTICS | UA | OPP | TEAM STATISTICS | UA | OPP | TEAM STATISTICS | UA | OPP |
|----------------------|-----------|-----------|----------------------|--------|--------|----------------------|---------|--------|
| SCORING | 299 | 185 | Average Per Catch | 12.6 | 12.6 | PUNTS-YARDS 56-2091 | 84-2892 | |
| Points Per Game | 27.2 | 16.8 | Average Per Game | 84.8 | 174.6 | Average Per Punt | 37.3 | 34.4 |
| FIRST DOWNS | 203 | 154 | TDs Passing | 7 | 12 | Net punt average | 35.2 | 31.7 |
| Rushing | 157 | 73 | TOTAL OFFENSE | 4148 | 3070 | TIME OF POSS/GAME | 29:59 | 30:01 |
| Passing | 39 | 67 | Total Plays | 750 | 727 | 3RD-DOWN CONVERS. | 49/143 | 52/174 |
| Penalty | 7 | 14 | Average Per Play | 5.5 | 4.2 | 3rd-Down Pct | 34% | 30% |
| RUSHING YARDAGE | 3215 | 1149 | Average Per Game | 377.1 | 279.1 | 4TH-DOWN CONVERS. | 7/23 | 7/18 |
| Yards gained rushing | 3518 | 1525 | KICK RET: #-YARDS | 37-744 | 47-689 | 4th-Down Pct 30% | 39% | |
| Yards lost rushing | 303 | 376 | PUNT RET: #-YARDS | 40-233 | 14-118 | SACKS BY-YARDS | 34-219 | 16-86 |
| Rushing Attempts | 568 | 431 | INT RETURNS: #-YARDS | 7-108 | 11-120 | MISC YARDS | 80 | 35 |
| Average Per Rush | 5.7 | 2.7 | KICK RETURN AVERAGE | 20.1 | 14.7 | TOUCHDOWNS SCORED | 42 | 24 |
| Average Per Game | 292.3 | 104.5 | PUNT RETURN AVERAGE | 5.8 | 8.4 | FIELD GOALS-ATTEMPTS | 3-10 | 6-9 |
| TDs Rushing | 32 | 9 | INT RETURN AVERAGE | 15.4 | 10.9 | PAT-ATTEMPTS 36-42 | 23-24 | |
| PASSING YARDAGE | 933 | 1921 | FUMBLES-LOST 28-18 | 20-13 | | ATTENDANCE 12661 | 12489 | |
| Att-Comp-Int | 182-74-11 | 296-152-7 | PENALTIES-YARDS | 62-554 | 56-467 | Games/Avg Per Game | 5/2532 | 6/2082 |
| Average Per Pass | 5.1 | 6.5 | Average Per Game | 50.4 | 42.5 | | | |

All The Facts



The architect of the University at Albany's football program, Bob Ford has established a solid reputation with his positive attitude and a coaching philosophy that instills loyalty among each member of his team and staff.

Ford, who has been Albany's only head coach since the program was reinstated after a 46-year absence, was appointed on April 27, 1970. Since then, he has compiled a 31-year varsity record of 192-119 as the Great Danes mentor, while his 201 career victories ranks fourth among active NCAA Division I-AA head coaches. His Albany teams own a 62-24 mark for a .721 winning percentage over the last eight years, and have recorded seven or more wins in 14 different seasons.

In 2003, Albany shared its second consecutive Northeast Conference championship by finishing in a tie for first place in the conference standings with a 7-4 overall mark. The Great Danes were fourth among the Division I-AA leaders in rushing, while tailback Gary Jones was named to the Associated Press All-America Team for the second time in his career.

The Great Danes put together their most celebrated season in 2002 by winning the program's first-ever Northeast Conference title and capping the year with a 24-0 upset of previously unbeaten Duquesne in the ECAC Division I-AA Football Classic. Ford, who guided his team to an 8-4 record, was named the NEC Coach of the Year. Albany placed 14 players on the all-conference squad.

Ford, who served as president of the American Football Coaches Association three years ago, led Albany to a 7-2 record in its inaugural campaign as a I-AA program in 1999. The Great Danes went 7-3 overall in 2001, and finished among the Northeast Conference's top teams for the third straight year.

As a Division II program, Ford led the Great Danes to its second consecutive Eastern Football Conference championship, an EFC Atlantic Division title, and a 10-1 record in 1998. He was named the conference's coach of the year for the second straight fall. Ford also received the Gordon White-Herschel Nissensohn Division II Coach of the Year Award by the Metropolitan New York Football Writers Association.

Ford also guided his 1997 team to a school-record 11-1 mark. For his efforts, he was named the Football Gazette Division II non-scholarship national Coach of the Year, and voted the top Region I coach by GTE and the American Football Coaches Association. At one time, Ford was the youngest head football coach in the nation, when the 26-year-old took over the reins at St. Lawrence University in 1965. In his first season, he guided the Saints to an Independent Collegiate Athletic Conference (ICAC) title. He arrived in Albany five years later to start the first gridiron squad at the University since 1924.

After three seasons at the club level, the program was upgraded to varsity status in 1973, and finished with a 7-2 record. One year later, the Great Danes completed the school's only undefeated season with a 9-0 mark. Ford's 1977 team earned a NCAA Division III playoff berth. After a season-opening loss, the Great Danes rebounded with nine consecutive victories. Albany defeated Hampden-Sydney in a thrilling 51-45 contest to begin the postseason, before losing to eventual national champion Widener in the semifinals.

In 1978, Coach Ford's mystique grew before a national audience on ABC television. His last-minute addition of a field goal kicker direct from the soccer team paid off in a victory over third-ranked Ithaca. Dario Arango kicked a 45-yard field goal in the last two minutes to provide a 9-6 victory.

The Great Danes rallied from a three-touchdown deficit for a 33-21 victory over Plymouth State and the 1985 Eastern College Athletic Conference (ECAC) North championship. The '85 team, which produced one of the greatest comebacks in Ford's coaching career, boasted offensive and defensive units which were nationally ranked, and supported by five Pizza Hut and one Associated Press All-America players.

UAlbany's football program is also known for the high standards required of its coaching staff. Ford's "coaching factory" has allowed many of his assistants to earn their master's degrees, while working at the collegiate level. According to a recent review, more than 100 coaches, who have started their careers under Ford's tutelage, are currently employed with 60 different high schools, colleges, and professional teams from around the nation and the world.

A starting quarterback in his senior year at Springfield College in Massachusetts, Ford was given the "Greatest Desire to Improve" Award by the school's athletic department. He received an undergraduate degree in physical education from Springfield in 1959, and later would earn his doctorate from the College in the same discipline. He gained a master's degree from St. Lawrence in educational administration in 1960.

Ford's first coaching opportunity came as an assistant at St. Lawrence in the fall of 1959. He then moved to Albright College in Pennsylvania as an assistant for four seasons, where he coached the secondary and offensive backfield, and was part of a program which produced a 21-game winning streak.

At Albright, Ford also coached the wrestling and golf teams. He returned to Springfield in 1964 as a secondary coach, and later was named defensive coordinator at his alma mater in 1969.

Beginning in 1977, Ford was the director of athletics at University at Albany for five years. During that time he managed a program which sponsored 25 varsity sports for men and women.

A 1986 inductee into the Wachusett Regional High School Hall of Fame, Ford is presently active in the National Football Foundation & Hall of Fame, and serves as vice president of the NFFCHF's Capital District Chapter. He was honored by that organization in 2000 with their Service to Football Award.

Ford, 66, has been a member of the American Football Coaches Association's Board of Trustees since 1994, and presently is chair of the AFCA Football Rules Committee. He is also a task force member of the National Athletic Testing Service (NATS).

Head Coach

Overall Record: 201-141-1/35 years
UA Record: 192-119/31 years



Alma Mater:
Springfield '59

Bob Ford

HEAD COACHING EXPERIENCE:

- 1970- University at Albany, Albany, NY
 - Won 200th career game on November 11, 2003 at Wagner
 - In 2003, captured a share of NEC Championship with Monmouth, his second
 - Became school's second head football coach when program was reinstated after a 47-year absence in 1970.
 - Albany has recorded a 31 year varsity record of 192-119 during his tenure.
 - Led Great Danes to first NEC title in 2002, and followed with victory over MAAC champion Duquesne in ECAC Football Classic
 - 2002 squad finished season ranked third in I-AA Mid-Major poll
 - Guided team to a runner-up finish in the NEC in 1999, the program's first at the I-AA level.
 - Albany ranked fourth in I-AA non-Scholarship poll in 1999 and eighth in 2001 I-AA Mid-Major poll.
 - 1998 club captured EFC Bowl and finished with a school record 10 victories.
 - Led team to NCAA Division III Tournament appearance in 1977.
 - Great Danes captured ECAC North Championship in 1985.
 - Has posted .500 or better record in 24-of-31 seasons at UA.
- 1965-68 St. Lawrence University, Canton, NY
 - At 26, earned distinction as nation's youngest head coach.
 - In his first season, guided the Saints to the ICAC title.

ASSISTANT COACHING EXPERIENCE:

- 1969 Springfield College, Springfield, MA
 - Defensive Coordinator.
- 1964 Springfield College, Springfield, MA
 - Defensive Secondary.
- 1960-63 Albright College, Reading, PA
 - Defensive Secondary, Offensive Backs.
- 1959 St. Lawrence University, Canton, NY
 - Running Backs, Defensive Secondary

PLAYING EXPERIENCE:

- 1956-59 Springfield College, Springfield, MA
 - Starting quarterback as a senior.

EDUCATION:

- Springfield College
 - Bachelor of Science, 1959, Physical Education
- St. Lawrence University
 - Master of Science, 1960, Educational Administration
- Springfield College
 - Ph.D., 1970, Physical Education

PERSONAL:

- Served as Albany's Athletic Director from 1977-82.
- Served as President of the American Football Coaches Association (AFCA) in 2000.
- Close to 100 of his former assistant coaches are currently working in the professional, college or high school coaching ranks.
- Born on September 11, 1937.

University Field Albany, NY



Albany

2004 Roster



| NO. | NAME | POS | YR | HT | WT | HOMETOWN(HIGHSCHOOL) |
|-----|------------------|-------|-------|------|-----|---|
| 77 | Jacob Anderson | OT | So. | 6-6 | 285 | West Seneca, NY (West Seneca West) |
| 64 | Ryan Anderson | C | Fr. | 6-2 | 285 | Watervliet, NY (Watervliet) |
| 25 | Marc Angelillo | LB | So. | 5-10 | 210 | Skaneateles, NY (Skaneateles) |
| 63 | Dan Archer | LB | Fr. | 6-2 | 200 | Yonkers, NY (Archbishop Stepanic) |
| 2 | Olubunmi Awofeso | CB | Jr. | 5-11 | 185 | Bronx, NY (Fordham Prep) |
| 12 | Tom Banach | QB | So. | 5-11 | 190 | Lake Ronkonkoma, NY (Sachem) |
| 51 | Dan Barnes | LB | R-Fr. | 5-10 | 220 | Kingston, NY (Rondout Valley) |
| 10 | Anthony Basile | FB/P | Fr. | 6-1 | 195 | Chester, NY (Chester) |
| 3 | Nicholas Bazan | QB/SE | Sr. | 6-0 | 190 | Bronx, NY (Cardinal Spellman) |
| 43 | Brian Becker | LB | Jr. | 5-11 | 225 | Gansevoort, NY (Saratoga Springs) |
| 47 | Dan Beigel | FB | R-Fr. | 6-2 | 230 | Clinton, NY (Clinton Central) |
| 24 | Joe Bernard | CB | R-Fr. | 5-8 | 185 | Staten Island, NY (Curtis) |
| 17 | Daniel Bocanegra | QB | Fr. | 6-1 | 190 | Daly City, CA (Junipero Serra) |
| 14 | Jason Boltus | QB | Fr. | 6-4 | 220 | Baldwinsville, NY (C.W. Baker) |
| 8 | Will Boone | LB | Jr. | 6-0 | 205 | Staten Island, NY (Tottenville) |
| 56 | Pierce Brennan | C | Jr. | 6-1 | 260 | Lake Grove, NY (Sachem) |
| 97 | Renauld Buck | DE | R-Fr. | 6-1 | 225 | Liberty, NY (Liberty Central) |
| 82 | Tom Burkart | TE | Sr. | 6-4 | 230 | Averill Park, NY (Averill Park) |
| 5 | Kurt Campbell | ROV | Sr. | 6-1 | 225 | Palm Beach Gardens, FL (Palm Beach Gardens) |
| 33 | Matt Cardillo | FB | Jr. | 5-10 | 190 | Yorktown Heights, NY (Yorktown) |
| 41 | Wayne Carrabus | FB | R-Fr. | 6-0 | 240 | Bellport, NY (Bellport) |
| 53 | Nick Casale | LB | Fr. | 6-1 | 205 | Waterford, NY (La Salle Institute) |
| 30 | Ryan Chrobak | CB | So. | 5-11 | 185 | Clinton, NY (Clinton Central) |
| 93 | Andre Coleman | DE | Jr. | 6-4 | 295 | Buffalo, NY (Burgard) |
| 44 | Tom Cuzzo | OLB | Sr. | 6-1 | 210 | Staten Island, NY (Monsignor Farrell) |
| 81 | Topher Davey | SE | So. | 6-0 | 190 | Amsterdam, NY (Amsterdam) |
| 85 | Ronnie DeAraujo | SE | R-Fr. | 6-2 | 200 | Queens, NY (Choate-Rosemary, CT) |
| 66 | Tom DePalma | OG | Jr. | 6-0 | 280 | Central Bridge, NY (Christian Brothers Academy) |
| 71 | Cosmo DePinto | DT | Fr. | 6-0 | 250 | Bayonne, NJ (Bayonne) |
| 7 | Uli Delgado | QB | Jr. | 6-1 | 215 | Gloversville, NY (Gloversville) |
| 37 | Sanoussi Diaby | TB | So. | 5-9 | 190 | Brooklyn, NY (James Madison) |
| 52 | Colin Disch | LB | R-Fr. | 6-1 | 208 | North Plainfield, NJ (North Plainfield) |
| 26 | Trevor DuPont | ROV | R-Fr. | 6-1 | 215 | Victor, NY (Victor Central) |
| 95 | Michael Dungey | DE | Fr. | 6-1 | 280 | Rochester, NY (Irondequoit) |
| 31 | Kamar Elliott | CB | Sr. | 5-11 | 182 | Syracuse, NY (Henninger) |
| 86 | Tyler Endres | SE | Fr. | 6-1 | 175 | Brockport, NY (Hilton Central) |
| 28 | David Fantell | TB | So. | 6-0 | 190 | Coral Springs, FL (Coral Springs Christian) |
| 29 | Josh Furnas | FL | R-Fr. | 6-1 | 200 | Elmira, NY (Elmira Free Academy) |
| 92 | Vinny Fuschetto | DE | Jr. | 6-2 | 240 | Thornwood, NY (Westlake) |
| 84 | Gabe Gallucci | FL | R-Fr. | 6-2 | 185 | Ithaca, NY (Ithaca) |
| 54 | Gabe Gardner | LB | Fr. | 6-3 | 220 | Toms River, NJ (Toms River East) |
| 57 | Tommy Genovesi | LB | So. | 6-2 | 230 | East Greenbush, NY (Columbia) |
| 79 | Geir Gudmundsen | OT | Sr. | 6-6 | 315 | Saugerties, NY (Saugerties) |
| 83 | Kuron Harris | TE | R-Fr. | 6-5 | 235 | Elmont, NY (Elmont) |
| 62 | Jacob Hobbs | OT | So. | 6-4 | 310 | Schenectady, NY (Schenectady) |
| 21 | Joel Howarth | FL | Jr. | 6-0 | 200 | Somers Point, NY (Mainland Regional) |
| 87 | Ross Jatkola | TE | R-Fr. | 6-4 | 230 | South Yarmouth, Mass. (Dennis-Yarmouth) |
| 55 | Kelsey Jenks | DE | R-Fr. | 6-0 | 215 | Chenango Forks, NY (Chenango Forks) |
| 34 | Omar Johnson | TB | R-Fr. | 6-0 | 230 | Edgewater Park, NJ (Burlington City) |
| 18 | Zach Kerzner | QB | Fr. | 6-0 | 205 | Sayville, NY (Sayville) |
| 78 | Aaron Kimball | OG | Jr. | 6-3 | 310 | Fonda, NY (Fonda-Fultonville) |
| 90 | Matt Kryzak | DT | Sr. | 5-11 | 295 | Altamont, NY (Albany Academy) |
| 9 | Lucas Kurtz | FS | Sr. | 6-3 | 210 | Clarence Center, NY (Clarence) |
| 67 | Bobby Lane | DE | R-Fr. | 6-3 | 250 | North Bergen, NJ (North Bergen) |
| 11 | Mike Lavelle | FL | Jr. | 5-8 | 180 | Stuart, FL (South Fork) |
| 91 | Jermaine Lee | DE | Jr. | 6-1 | 230 | Rockville Centre, NY (Kellenberg Memorial) |
| 65 | Jon Leible | OT | Fr. | 6-5 | 275 | Commack, NY (Commack) |
| 60 | Chris Lynch | PK/P | Fr. | 6-3 | 185 | Lindenhurst, NY (Lindenhurst) |
| 20 | Vince Marzano | FB | R-Fr. | 6-0 | 220 | Mechanicville, NY (Mechanicville) |
| 13 | L.B. McCloskey | CB | Fr. | 6-2 | 190 | Gloversville, NY (Gloversville) |
| 48 | Nick McGill | FS | R-Fr. | 6-1 | 205 | High Falls, NY (Rondout Valley) |
| 15 | Jason Miller | SE | Sr. | 6-0 | 175 | Fairport, NY (Fairport) |
| 61 | Jerry Nestleroad | OT | Fr. | 6-2 | 255 | Mechanicville, NY (Shenendehowa) |
| 45 | Eric Neugebauer | FS | So. | 6-1 | 185 | Sayville, NY (Sayville) |
| 74 | Raphael Nguti | OT | Fr. | 6-6 | 315 | Rochester, NY (Brighton) |
| 27 | Dave Nicomini | FS | Fr. | 6-3 | 205 | Newton, NJ (Kittatinny Regional) |
| 88 | Brian Nutter | TE | Sr. | 6-0 | 240 | Holbrook, NY (Sachem) |
| 76 | Sam Pagano | OG | Fr. | 6-3 | 280 | Schenectady, NY (Colonie Central) |
| 94 | Tom Pandolf | DT | Fr. | 6-0 | 270 | Holbrook, NY (Sachem) |
| 32 | Mitch Pawluk | LB | R-Fr. | 5-11 | 215 | Webster, NY (Webster Schroeder) |
| 23 | Mark Peretore | ROV | Fr. | 6-1 | 205 | Apalachin, NY (Vestal) |
| 39 | Chad Rissland | TB | So. | 5-11 | 175 | Mastic, NY (William Floyd) |
| 36 | John Rogers | DB | Jr. | 5-8 | 160 | Bronx, NY (Lehman) |
| 59 | Justin Sands | DT | Jr. | 6-1 | 285 | Boyertown, PA (Bridgton Academy, Maine) |
| 72 | Nik Schultz | OG | Fr. | 6-2 | 275 | Ballston Spa, NY (Burnt Hills-Ballston Lake) |
| 38 | Aaron Scott | ROV | Fr. | 6-2 | 180 | Tampa, FL (Robinson) |
| 22 | Pat Shairs | ROV | Jr. | 6-0 | 215 | Springvale, Maine (Bridgton Academy) |
| 75 | Brandon Shaw | C/OG | Sr. | 6-0 | 295 | Auburn, NY (Auburn) |

| NO. | NAME | POS | YR | HT | WT | HOMETOWN(HIGHSCHOOL) |
|-----|-----------------|-------|-------|------|-----|--|
| 96 | Mark Sheehan | DT | R-Fr. | 6-2 | 240 | Waterford, NY (Catholic Central) |
| 73 | Jim Siederman | OG | So. | 6-4 | 280 | Levittown, NY (Division Avenue) |
| 58 | Mike St. Fleur | OLB | Jr. | 5-11 | 205 | Spring Valley, NY (Ramapo) |
| 19 | Chris Stellato | OLB | Jr. | 5-10 | 200 | Port Jervis, NY (Port Jervis) |
| 49 | Steven Stern | OLB | Jr. | 6-0 | 225 | Cortlandt Manor, NY (Walter Panas) |
| 50 | Brian Sweet | OT | Jr. | 6-4 | 295 | Utica, NY (Notre Dame) |
| 89 | Zach Tarnowski | TE | R-Fr. | 6-3 | 240 | Binghamton, NY (Chenango Forks) |
| 80 | Kevin Tolan | SE | So. | 6-2 | 205 | Valley Stream, NY (Valley Stream South) |
| 46 | Will Turner | OLB | Jr. | 6-1 | 190 | Schenectady, NY (Albany) |
| 35 | Eddie Unverzagt | TE | Jr. | 6-1 | 235 | Middletown, NY (Bridgton Academy, Maine) |
| 1 | Rohann Vidal | TB | Sr. | 5-8 | 195 | Laurelton, NY (Holy Cross) |
| 42 | Andres Vives | TB | So. | 5-8 | 185 | Clifton Park, NY (Shenendehowa) |
| 98 | Jon Volpe | DT | R-Fr. | 6-1 | 245 | Reston, Va. (South Lakes) |
| 40 | Mike Wall | FL/PK | R-Fr. | 5-8 | 170 | Syracuse, NY (Solvay) |
| 16 | Kyle Watson | QB | Fr. | 6-2 | 210 | Brick, NJ (Brick Township) |
| 68 | Jeff Wentzell | OG | R-Fr. | 6-4 | 290 | Pine Bush, NY (Pine Bush) |
| 70 | Kevin Wilary | PK | Jr. | 6-1 | 240 | Amsterdam, NY (Amsterdam) |
| 6 | Kenny Williams | CB | Sr. | 5-9 | 175 | Bronx, NY (Christopher Columbus) |
| 69 | Lamar Williams | OT | So. | 6-4 | 305 | New Rochelle, NY (Mamaroneck) |
| 4 | Dustin Wilson | TB | Sr. | 6-0 | 200 | Kirkwood, NY (Susquehanna Valley) |
| 99 | Robert Wood | PK | Fr. | 5-11 | 185 | Hauppauge, NY (Hauppauge) |



Jason Miller
Senior Wide Receiver

Albany



Record Book

| Rushing Attempts | Record | Opponent | Date |
|--------------------|--------|-------------|----------|
| Game: Tom DeBlois | 36 | Springfield | 11/15/75 |
| Gary Jones | 36 | Duquesne | 11/23/02 |
| Season: Gary Jones | 231 | | 2002 |
| Career: Pat Ryder | 639 | | 1986-89 |
| Team Game: | NA | | |
| Team Season: | NA | | |

| Rushing Yards | Record | Opponent | Date |
|--------------------|--------|-------------|----------|
| Game: Tom DeBlois | 286 | Springfield | 11/15/75 |
| Season: Gary Jones | 1,524 | | 2003 |
| Career: Gary Jones | 3,033 | | 2002-03 |
| Team Game: | 540 | Curry | 10/20/73 |
| Team Season: | 3,215 | | 2003 |

| Rushing TDs | Record | Opponent | Date |
|-----------------------|----------|----------|----------|
| Longest: Sam Haliston | 99 yards | Norwich | 10/22/77 |
| Season: Gary Jones | 22 | | 2002 |
| Career: Gary Jones | 40 | | 2002-03 |

| Receptions | Record | Opponent | Date |
|--------------------|--------|-------------|----------|
| Game: Andy Shein | 13 | Brockport | 9/24/94 |
| Season: Dan Gmelin | 57 | | 1997 |
| Career: Dan Gmelin | 136 | | 1994-97 |
| Team Game: | 24 | Stony Brook | 11/18/95 |
| Team Season: | 170 | | 1997 |

| Receiving Yards | Record | Opponent | Date |
|---------------------|--------|---------------|----------|
| Game: Chris Phillis | 251 | Robert Morris | 11/11/00 |
| Season: Dan Gmelin | 1,070 | | 1997 |
| Career: Dan Gmelin | 2,243 | | 1994-97 |
| Team Game: | 398 | So. CT St. | 11/15/97 |
| Team Season: | 2,651 | | 1997 |

| Receiving TDs | Record | Opponent | Date |
|-----------------------|----------|----------------|----------|
| Game: Seth Thomas | 3 | Kings (PA) | 11/16/96 |
| Andy Shein | 3 | Norwich | 10/22/94 |
| Ed Sellers | 3 | Hampden-Sydney | 11/19/77 |
| Longest: James Miner | 94 yards | So. CT St. | 11/14/98 |
| Season: Dan Gmelin | 10 | | 1997 |
| Career: Chris Phillis | 20 | | 1999-01 |
| Team Season: | 23 | | 1997 |

| Passing Attempts | Record | Opponent | Date |
|--------------------|--------|---------------|---------|
| Game: Joe Savino | 40 | College of NJ | 11/9/96 |
| Joe Savino | 40 | Brockport | 9/24/94 |
| Season: Joe Savino | 256 | | 1997 |
| Career: Joe Savino | 946 | | 1994-97 |
| Team Season: | 282 | | 1997 |

| Completions | Record | Opponent | Date |
|--------------------|--------|-------------|----------|
| Game: Joe Savino | 24 | Stony Brook | 11/18/95 |
| Season: Joe Savino | 150 | | 1997 |
| Career: Joe Savino | 493 | | 1994-97 |
| Team Season: | 170 | | 1997 |

| Touchdown Passes | Record | Opponent | Date |
|------------------------|----------|----------------|----------|
| Game: Joe Savino | 4 | Union | 11/8/97 |
| Joe Savino | 4 | Norwich | 10/22/94 |
| Brad Aldrich | 4 | Hampden-Sydney | 11/19/77 |
| Longest: Eric Williams | 94 yards | So. CT St. | 11/14/98 |
| Season: Joe Savino | 22 | | 1997 |
| Career: Joe Savino | 56 | | 1994-97 |
| Team Season: | 23 | | 1997 |

| Passing Yardage | Record | Opponent | Date |
|--------------------|--------|------------|----------|
| Game: Joe Savino | 398 | So. CT St. | 11/15/97 |
| Season: Joe Savino | 2,377 | | 1997 |
| Career: Joe Savino | 7,015 | | 1994-97 |
| Team Game: | 398 | So. CT St. | 11/15/97 |
| Team Season: | 2,651 | | 1997 |

| Touchdowns | Record | Opponent | Date |
|--------------------|--------|-------------|----------|
| Game: Tom DeBlois | 5 | Springfield | 11/15/75 |
| Season: Gary Jones | 23 | | 2002 |
| Career: Gary Jones | 42 | | 2002-03 |

| Points | Record | Opponent | Date |
|--------------------|--------|----------------|----------|
| Game: Tom DeBlois | 30 | Springfield | 11/15/75 |
| Season: Gary Jones | 138 | | 2002 |
| Career: Gary Jones | 252 | | 2002-03 |
| Team Game: | 75 | Mass. Maritime | 10/11/74 |
| Team Season: | 468 | | 1997 |

| All-Purpose Yards | Record | Opponent | Date |
|--------------------|--------|----------|----------|
| Game: Gary Jones | 282 | Drake | 10/12/02 |
| Season: Gary Jones | 1,949 | | 2002 |
| Career: Gary Jones | 3,639 | | 2002-03 |

| Total Yards | Record | Opponent | Date |
|--------------|--------|-----------------|----------|
| Team Game: | 635 | Salisbury State | 10/31/92 |
| Team Season: | 5,035 | | 1997 |

| Extra Points | Record | Opponent | Date |
|-----------------------|--------|----------------|----------|
| Game: Al Martin | 9 | Mass. Maritime | 10/11/74 |
| Season: Al Martin | 44 | | 1974 |
| Career: Bryan Bagstad | 101 | | 1999-01 |
| Deron Regev | 101 | | 1995-98 |
| Team Game: | NA | | |
| Team Season: | NA | | |

| Field Goals | Record | Opponent | Date |
|-----------------------|--------|--------------|----------|
| Game: Scott Reagan | 3 | Cortland | 10/19/85 |
| Longest: Mike Malvin | 53 | St. Lawrence | 11/16/91 |
| Season: Scott Reagan | 12 | | 1985 |
| Career: Bryan Bagstad | 22 | | 1999-01 |
| Team Game: | NA | | |
| Team Season: | NA | | |

| Kickoff Return Yards | Record | Opponent | Date |
|-----------------------|--------|----------|---------|
| Longest: Steve McNeil | 97 | Buffalo | 11/5/88 |

| Punt Return Yards | Record | Opponent | Date |
|-------------------|--------|-------------|---------|
| Longest: Ray Gay | 84 | Plattsburgh | 11/5/77 |

| Punts | Record | Opponent | Date |
|----------------------|--------|----------|---------|
| Longest: Mike Marrin | 80 | Hofstra | 9/21/74 |

| Interceptions | Record | Opponent | Date |
|------------------------|--------|----------|----------|
| Game: Eight players | 3 | | |
| Fred Daughtry (last) | | Norwich | 10/22/94 |
| Longest: Chris Pizzo | 90 | Alfred | 9/16/89 |
| Season: Wayne Anderson | 9 | | 1984 |
| Career: Wayne Anderson | 19 | | 1983-86 |

| Tackles | Record | Opponent | Date |
|--------------------|--------|----------|---------|
| Game: Don Mion | 24 | Alfred | 9/28/74 |
| Season: Ken Schoen | 143 | | 1974 |
| Career: Josh Bazan | 354 | | 1999-02 |



Central Connecticut State University

Blue Devils

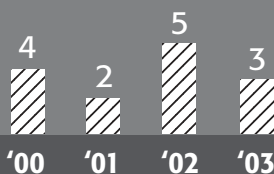
Can new coach Tom Masella give new hope to the Blue Devils to move up the NEC standings?

For new head coach Tom Masella, the future of the Blue Devil football program is now. Beginning his first season in New Britain, Masella inherits a team that finished last season 3-8, but three of those losses came by five or fewer points, including the final two games of the season, in which the Blue Devils had the lead late into the fourth quarter.

Masella was named the program's 11th head coach on February 4, 2004, and joins the Blue Devils after serving as the defensive coordinator at Massachusetts for the past two seasons. Masella was familiar with the Central Connecticut program prior to coming to New Britain, the Minutemen faced the Blue Devils during both of those seasons.

What Masella brings to the Blue Devil program is a winning attitude, something needed in a program that hasn't had a winning season since 1988. Last season at UMass, he helped lead the Minutemen to the 2003 Atlantic-10 championship and a berth in the Division I-AA playoffs. The team finished 11th in the final Sports Network I-AA poll with a 10-3 overall record. The three losses in 2003 came at the hands of Kansas State, national champion Delaware, and national runner-up Colgate in the first round of the NCAA Playoffs. This past season the Minutemen ranked 30th in the nation in rushing defense (125 yards per game), 45th in scoring defense (22.7 points per game), and 55th in total defense (351 yards per game). Three of Masella's defensive players were named to the All-Conference First-Team and four more players were named to the Second and Third-Team All-Conference squads.

Four-Year Wins Trend



Masella's teams have won two conference championships in the last three seasons (Massachusetts in 2003 and Louisiana Tech in 2001). Prior to his time at Massachusetts, Masella spent three seasons as the defensive coordinator at Louisiana Tech. He led the Tech

defense to one of the biggest turnarounds in Division I-A during his tenure. In 2001, his Bulldog defense ranked 13th nationally in Division I-A in turnovers forced and 11th in interceptions. That team won the Western Athletic Conference Championship in its first season in the WAC.

The Blue Devils will play a 10-game schedule in the first season under Masella, including five home games for the first time in four seasons. They open the season at home on September 4 at 1:00 p.m. against Northeast Conference and in-state rival Sacred Heart.

Senior quarterback Scott Dolch is poised to lead a new and exciting offense that promises to open up the entire field and take advantage of the Blue Devils' speed under new offensive coordinator Ed Argast. Dolch enters his final season having thrown for a career-high 1,903 yards and 15 touch-

downs a year ago, while completing a career-high 48.2 percent of his passes. The 15 touchdowns set a school record and his 4,137 career yards is third all-time, making him just the third Blue Devil quarterback to surpass 4,000 career yards. He is just 1,008 yards shy of matching the school record of 5,145 passing yards in a career. Dolch is the school's all-time leader with 28 career touchdown passes.

Along with Dolch, the Blue Devils return a wealth of talent on the offensive side of the football, including 1,000-yard rusher Cory Harge. Harge, who became the first freshman in league history to rush for over 1,000 yards last season, compiled 1,082 rushing yards and averaged 5.7 yards per carry while scoring eight touchdowns in his rookie campaign. For his efforts he was named the 2003 NEC Offensive Rookie of the Year. Harge had five 100-yard rushing games and also rushed for a career-high 242 yards in the loss to Stony Brook on November 8. He also rushed for 98 yards in the loss to New Hampshire and had three scoring runs of at least 48 yards during the season. Harge will be joined in the backfield by junior Tom Hunter who rushed 120 times for 354 yards and three scores a year ago. Sophomore Marquis Morrison (nine rushes for 20 yards) was impressive in the spring game (88 yards, one touchdown) and will also play a large role for the Blue Devils in 2004.

The receiving core takes the biggest hit from last season with the loss of All-American tight end Mike Malone. Malone caught 37 passes for 600 yards and eight touchdowns last season. However, the Blue Devils return sophomore Akeen Watson who had 38 catches for 567 yards and four touchdowns on the season. Dolch and Watson connected for a school-record 97-yard scoring strike in the 14-10 win over Monmouth a year ago.

The offensive line loses Anthony Almeida and James Manders to graduation but returns an experienced line of seniors Dan Boothby and Mike Williams, along with junior Peter Guoba and sophomores Rich Ranglin, Ryne Nutt and George Krug.

The defense promises to show plenty of new looks in 2004, but what won't be much different are the faces on that side of the ball for Masella and defensive coordinator Frank Forcucci. The Blue Devils lose just three starters from last season on defense in lineman Kevin Beasley and linebackers, Paul Stevens and Noah Cooper. What they return is seven of their top eight


tacklers from a year ago and arguably the best defensive backfield in the NEC.

The Blue Devils fared far better against the pass last season allowing only 173.9 yards through the air per game and forcing 15 interceptions. That defensive backfield is led by senior cornerback Chris Blackshear and Donnie Rose, who last season combined for 109 tackles, nine interceptions and 15 pass break-ups. Blackshear is the school and conference's all-time leader in career interceptions with 16 entering his senior season (12 in the last two seasons), while Rose has eight in the last two seasons. Blackshear is a two-time All-Conference selection and also chosen to the Sports Network Pre-season All-America squad this season.

Safety Rob McGuire, who led the team with 105 stops a year ago, returns in the defensive backfield. He had 53 solo tackles and two interceptions last season, while forcing and recovering two fumbles. Linebackers Joe Mahaffey and Corey Tucker return and combined for 158 tackles, 11 for a loss, three sacks and two interceptions last season. Also returning for the Blue Devils are defensive linemen Scott Parsons (57 tackles, two sacks), Mike Pellett (21 tackles, four sacks) and Ryan Nichols (31 tackles, four sacks). Strong safety Brian Sullivan (48 tackles, two for a loss), a starter at times last season, also returns for the Blue Devils on defense.

Special teams was a bright spot for the Blue Devils last season and the good news is that all of the top performers from a year ago return this season. The place-kicking and punting duties will once again fall on the feet of junior Derek Pearson. Last season, Pearson punted 59 times with a 35.6 average and placed 14 inside the 20-yardline. He set a school record when he averaged 46.0 yards per kick in a victory over Siena College. Pearson will also handle the place-kicking duties for the third straight season. Last year he was 5-of-10 on field goal tries, he was 4-of-6 from inside 40-yards and kicked a career-high 45-yarder in the loss to Albany.

For his career, Pearson is 13-of-21 overall, including 5-of-8 from beyond 40-yards. His 74 points in the last two seasons lead the Blue Devils. Also returning on special teams to return kicks is senior Donnie Rose. Last season he returned 17 punts for 267 yards (15.7 per punt), including a 90-yard touchdown in the win over Monmouth, tying a school record. It was the second punt return for a touchdown of his career.



Chris Blackshear
Senior Defensive Back

2004 schedule

| Date | Opponent | Time |
|-------|-------------------------|----------|
| 9/4 | at Sacred Heart | 1:00 pm |
| 9/11 | at Rhode Island | 12:00 pm |
| 9/16 | at St. Peter's | 7:00 pm |
| 9/25 | Wagner | 6:00 pm |
| 10/2 | Marist | 6:00 pm |
| 10/9 | at Robert Morris | 1:30 pm |
| 10/23 | St. Francis (PA) | 1:00 pm |
| 10/30 | at Monmouth | 1:00 pm |
| 11/6 | Stony Brook | 1:00 pm |
| 11/13 | at Albany | 1:00 pm |

NEC Games in **Bold**

2003 results

| Date | Opponent | Score |
|-------|----------------------------|---------|
| 8/30 | at New Hampshire | L 20-70 |
| 9/6 | at Massachusetts | L 7-51 |
| 9/13 | Albany | L 10-28 |
| 9/20 | Sacred Heart | L 24-27 |
| 9/27 | at Siena | W 28-10 |
| 10/4 | at Wagner | L 16-39 |
| 10/11 | Robert Morris | L 17-27 |
| 10/25 | at St. Francis (PA) | W 34-28 |
| 11/1 | Monmouth | W 14-10 |
| 11/8 | at Stony Brook | L 31-36 |
| 11/15 | at Marist | L 29-33 |

NEC Games in **Bold**

all-time records

| Year | Record | CCSU vs. the NEC | | |
|------|--------|------------------|------------|-----|
| 1935 | 1-2-1 | | | |
| 1936 | 1-4-1 | | | |
| 1937 | 2-3-1 | | | |
| 1938 | 3-3 | | | |
| 1939 | 6-0 | | | |
| 1940 | 5-1 | | | |
| 1941 | 4-1 | | | |
| 1946 | 4-1-1 | | | |
| 1947 | 5-1-2 | | | |
| 1948 | 2-3-3 | | | |
| 1949 | 5-2-1 | | | |
| 1950 | 4-4 | | | |
| 1951 | 2-3-1 | | | |
| 1952 | 2-5-1 | | | |
| 1953 | 1-4-1 | | | |
| 1954 | 6-0 | | | |
| 1955 | 3-4 | | | |
| 1956 | 3-3 | | | |
| 1957 | 3-5 | | | |
| 1958 | 0-7-1 | | | |
| 1959 | 2-4-1 | | | |
| 1960 | 4-5 | | | |
| 1961 | 3-6 | | | |
| 1962 | 2-8 | | | |
| 1963 | 1-7 | | | |
| 1964 | 1-8 | | | |
| 1965 | 7-1 | | | |
| 1966 | 7-2 | | | |
| 1967 | 7-1 | | | |
| 1968 | 6-2-1 | | | |
| 1969 | 5-4 | | | |
| 1970 | 5-3-1 | | | |
| 1971 | 7-3 | | | |
| 1972 | 5-5 | | | |
| 1973 | 9-1 | | | |
| 1974 | 4-5-1 | | | |
| 1975 | 4-5 | | | |
| 1976 | 5-5 | | | |
| 1977 | 7-3 | | | |
| 1978 | 3-7 | | | |
| 1979 | 4-5 | | | |
| 1980 | 3-7 | | | |
| 1981 | 5-5 | | | |
| 1982 | 1-7-1 | | | |
| 1983 | 4-6 | | | |
| 1984 | 6-4 | | | |
| | | Year | Record | NEC |
| | | 1985 | 3-7 | 2-2 |
| | | 1986 | 0-10 | 1-3 |
| | | 1987 | 4-4-1 | 3-2 |
| | | 1988 | 5-3-1 | 3-4 |
| | | 1989 | 5-5 | 3-5 |
| | | 1990 | 2-7 | 2-5 |
| | | 1991 | 2-7-1 | 3-4 |
| | | 1992 | 1-8 | 2-5 |
| | | 1993 | 5-5 | 3-4 |
| | | 1994 | 4-6 | 2-5 |
| | | 1995 | 2-8 | |
| | | 1996 | 3-7 | |
| | | 1997 | 5-5 | |
| | | 1998 | 4-6 | |
| | | 1999 | 4-6 | |
| | | 2000 | 4-6 | |
| | | 2001 | 2-7 | |
| | | 2002 | 5-6 | |
| | | 2003 | 3-8 | |
| | | Overall Record: | 241-297-22 | |
| | | NEC Record: | 19-30 | |

The Quickies the little things you might want to know

General Information

| | |
|-------------------------|----------------------|
| Location: | New Britain, CT |
| Founded: | 1849 |
| Enrollment: | 12,000 |
| Nickname: | Blue Devils |
| Colors: | Blue and White |
| Interim President: | Robert N. Aebersold |
| Faculty Representative: | Dr. Robert Troy |
| Athletic Director: | Charles "C.J." Jones |
| SWA: | Lisa Meyers |
| Home Field/Capacity: | Arute Field/2,000 |
| Athletic Phone: | (860) 832-3040 |

Football Information

| | |
|-------------------------------|----------------|
| Head Coach: | Tom Masella |
| Overall Record/Years: | 2-20/2 |
| Record at CCSU/Years: | First Year |
| Inaugural Football Season: | 1935 |
| 2003 Record: | 3-8 |
| NEC Record/Place: | 2-5/7th |
| Offensive System: | Multiple |
| Defensive System: | Multiple |
| Off. Starters Returning/Lost: | 8/3 |
| Def. Starters Returning/Lost: | 8/3 |
| Football Office Phone: | (860) 832-3064 |

Sports Information

| | |
|------------------------------|--------------------|
| Sports Information Director: | Tom Pincince |
| SID Phone: | (860) 832-3089 |
| SID Fax Line: | (860) 832-3084 |
| SID Home Phone: | (860) 978-7235 |
| SID e-mail Address: | pincinct@ccsu.edu |
| Press Box Phone: | (860) 832-0120 |
| Athletic Hotline Phone: | (860) 832-BLUE |
| Website Address: | ccsubluedevils.com |

Coaching Staff

| | |
|----------------------------|-----------------|
| Offensive Coordinator | Ed Argast |
| Defensive Coordinator | Frank Forcucci |
| Inside Linebackers | Matt Dawson |
| Defensive Line | Malik Hall |
| Running Backs | Stan Holmes |
| Tight Ends | Anton McKenzie |
| Outside Linebackers | Dennis Perrone |
| Director of Football Oper. | Kevin VanDerzee |
| Wide Receivers | Bryan Volk |

In Depth

Offense

| | | |
|----|----|---|
| QB | 10 | Scott Dolch (6-3, 190, Sr.) |
| | 12 | Chris Rose (6-0, 190, So.) |
| FB | 18 | Justin Wright (6-1, 225, So.) |
| | 90 | Brian Mularski (6-0, 230, So.) |
| TB | 25 | Cory Harge (5-11, 170, So.) |
| | 22 | Marquis Morrison (5-8, 170, So.) |
| LT | 67 | Ryne Nutt (6-4, 305, So.) |
| | 76 | George King (6-3, 270, So.) |
| LG | 72 | Michael Williams (6-3, 275, Sr.) |
| | 73 | Rob Kucharski (6-4, 300, So.) |
| C | 52 | Eben Blanchard (6-2, 250, So.) |
| | 61 | Tomas Cooper (6-2, 280, So.) |
| RG | 64 | Rich Ranglin (6-2, 315, So.) |
| | 78 | Peter Guoba (6-3, 265, Jr.) |
| RT | 65 | Dan Boothby (6-3, 280, Sr.) |
| | 71 | Sean Mirkov (6-4, 255, Fr.) |
| TE | 89 | Jamaal Dawson (6-1, 225, Jr.) |
| | 84 | Richard Wallace (6-4, 235, Jr.) |
| WR | 3 | Steve Bergeski (6-1, 185, Jr.) |
| | 81 | Ralph Cadet (6-1, 185, So.) |
| WR | 8 | Andre Smith (5-9, 185, Jr.) |
| | 26 | Tom Hunter (5-9, 175, Jr.) |

Defense

| | | |
|----|----|--|
| DL | 79 | Matt Taibl (6-3, 270, Jr.) |
| | 99 | Dustin Linden (6-2, 220, So.) |
| DL | 74 | Devon C. Douglass (6-1, 275, So.) |
| | 96 | Steven Fabius (6-2, 270, Jr.) |
| DL | 57 | Mike Pellett (6-2, 255, Jr.) |
| | 56 | Scott Parsons (6-0, 240, Jr.) |
| LB | 32 | Brian Sullivan (6-0, 205, Jr.) |
| | 23 | Rob McGuire (5-11, 195, Jr.) |
| LB | 6 | Coree Tucker (6-0, 210, Jr.) |
| | 34 | Kory Kevorkian (6-0, 225, Jr.) |
| LB | 5 | Joe Mahaffey (5-11, 240, Sr.) |
| | 51 | Ryan Shifflett (6-3, 240, So.) |
| LB | 44 | Ryan Nichols (6-2, 220, Jr.) |
| | 91 | Terry Dunn (6-2, 210, So.) |
| CB | 37 | Donnie Rose (5-9, 190, Jr.) |
| | 36 | Willis Howell (5-11, 175, Fr.) |
| FS | 31 | Farod Muhammad (5-11, 175, So.) |
| | 27 | Marvin Sloley (5-8, 170, Jr.) |
| SS | 15 | Ashton Scaccia (5-9, 190, Sr.) |
| | 28 | Nigel Monge (5-10, 185, So.) |
| CB | 2 | Chris Blackshear (5-10, 180, Sr.) |
| | 1 | Stefon Benson (5-10, 185, So.) |

Special Teams

| | | |
|----|----|--------------------------------------|
| PK | 9 | Derek Pearson (6-0, 185, Jr.) |
| | 50 | Marc Reddy (5-10, 190, Jr.) |
| P | 9 | Derek Pearson (6-0, 185, Jr.) |
| | 12 | Chris Rose (6-0, 190, So.) |
| PR | 37 | Donnie Rose (5-9, 160, Sr.) |
| | 2 | Chris Blackshear (5-10, 180, Sr.) |
| KR | 37 | Donnie Rose (5-9, 160, Sr.) |
| | 25 | Cory Harge (5-11, 170, So.) |

Central Connecticut State

2003 Statistics



| RUSHING | G | Att | Gain | Loss | Net | Avg | TD | Long | Avg/G |
|-----------------|----|-----|------|------|------|-------|----|------|-------|
| Harge,Cory | 11 | 191 | 1140 | 58 | 1082 | 5.7 | 8 | 79 | 98.4 |
| Hunter,Tom | 11 | 120 | 418 | 64 | 354 | 3.0 | 3 | 52 | 32.2 |
| Stokstad,Chris | 4 | 12 | 76 | 1 | 75 | 6.2 | 0 | 16 | 18.8 |
| Morrison, M. | 9 | 9 | 26 | 6 | 20 | 2.2 | 0 | 8 | 2.2 |
| Atala,Paul | 10 | 7 | 13 | 1 | 12 | 1.7 | 0 | 6 | 1.2 |
| Bergeski,Steven | 8 | 7 | 10 | 2 | 8 | 1.1 | 2 | 2 | 1.0 |
| McKenna,Ryan | 8 | 2 | 7 | 0 | 7 | 3.5 | 0 | 5 | 0.9 |
| White,Will | 4 | 1 | 4 | 0 | 4 | 4.0 | 1 | 4 | 1.0 |
| Dresko,Nick | 10 | 1 | 0 | 9 | -9 | -9.0 | 0 | 0 | -0.9 |
| Frederick,Brian | 10 | 1 | 0 | 16 | -16 | -16.0 | 0 | 0 | -1.6 |
| TM | 2 | 2 | 0 | 40 | -40 | -20.0 | 0 | 0 | -20.0 |
| TEAM | 6 | 6 | 0 | 79 | -79 | -13.2 | 0 | 0 | -13.2 |
| Dolch,Scott | 11 | 48 | 94 | 208 | -114 | -2.4 | 0 | 12 | -10.4 |
| Total..... | 11 | 407 | 1788 | 484 | 1304 | 3.2 | 14 | 79 | 118.5 |
| Opponents..... | 11 | 531 | 2542 | 370 | 2172 | 4.1 | 23 | 44 | 197.5 |

| PASSING | G | Pass Eff. | Att-Cmp-Int | Pct | Yds | TD | Lng | Avg/G |
|----------------|----|-----------|-------------|------|------|----|-----|-------|
| Dolch,Scott | 11 | 116.79 | 276-133-10 | 48.2 | 1903 | 15 | 97 | 173.0 |
| Roth,Josh | 8 | -200.00 | 2-0-2 | 0.0 | 0 | 0 | 0 | 0.0 |
| Total..... | 11 | 114.52 | 278-133-12 | 47.8 | 1903 | 15 | 97 | 173.0 |
| Opponents..... | 11 | 129.67 | 272-156-15 | 57.4 | 1913 | 20 | 52 | 173.9 |

| RECEIVING | G | No. | Yds | Avg | TD | Long | Avg/G |
|-----------------|----|-----|------|------|----|------|-------|
| Watson,Akeen | 10 | 38 | 567 | 14.9 | 4 | 97 | 56.7 |
| Malone,Mike | 11 | 37 | 600 | 16.2 | 8 | 52 | 54.5 |
| Dresko,Nick | 10 | 21 | 299 | 14.2 | 1 | 40 | 29.9 |
| Frederick,Brian | 10 | 11 | 242 | 22.0 | 1 | 64 | 24.2 |
| Harge,Cory | 11 | 7 | 31 | 4.4 | 0 | 10 | 2.8 |
| Ilic,Alex | 7 | 5 | 64 | 12.8 | 0 | 22 | 9.1 |
| Bergeski,Steven | 8 | 5 | 48 | 9.6 | 1 | 25 | 6.0 |
| Atala,Paul | 10 | 4 | 25 | 6.2 | 0 | 12 | 2.5 |
| Dawson,Jamaal | 7 | 2 | 22 | 11.0 | 0 | 11 | 3.1 |
| Hunter,Tom | 11 | 2 | 0 | 0.0 | 0 | 3 | 0.0 |
| Parker,Aaron | 4 | 1 | 5 | 5.0 | 0 | 5 | 1.2 |
| Total..... | 11 | 133 | 1903 | 14.3 | 15 | 97 | 173.0 |
| Opponents..... | 11 | 156 | 1913 | 12.3 | 20 | 52 | 173.9 |

| TOTAL OFFENSE | G | Plays | Rush | Pass | Total | Avg/G |
|-----------------|----|-------|------|------|-------|-------|
| Dolch,Scott | 11 | 324 | -114 | 1903 | 1789 | 162.6 |
| Harge,Cory | 11 | 191 | 1082 | 0 | 1082 | 98.4 |
| Hunter,Tom | 11 | 120 | 354 | 0 | 354 | 32.2 |
| Stokstad,Chris | 4 | 12 | 75 | 0 | 75 | 18.8 |
| Morrison, M. | 9 | 9 | 20 | 0 | 20 | 2.2 |
| Atala,Paul | 10 | 7 | 12 | 0 | 12 | 1.2 |
| Bergeski,Steven | 8 | 7 | 8 | 0 | 8 | 1.0 |
| McKenna,Ryan | 8 | 2 | 7 | 0 | 7 | 0.9 |
| White,Will | 4 | 1 | 4 | 0 | 4 | 1.0 |
| Dresko,Nick | 10 | 1 | -9 | 0 | -9 | -0.9 |
| Frederick,Brian | 10 | 1 | -16 | 0 | -16 | -1.6 |
| TEAM | 8 | 8 | -119 | 0 | -119 | -14.9 |
| Total..... | 11 | 685 | 1304 | 1903 | 3207 | 291.5 |
| Opponents..... | 11 | 803 | 2172 | 1913 | 4085 | 371.4 |

| PUNT RETURNS | No. | Yds | Avg | TD | Long |
|----------------|-----|-----|------|----|------|
| Rose,Donnie | 17 | 267 | 15.7 | 1 | 90 |
| Blackshear,C. | 3 | 30 | 10.0 | 0 | 19 |
| Whitt,Antonio | 1 | -1 | -1.0 | 0 | 0 |
| Harrigan,B. | 1 | 24 | 24.0 | 0 | 0 |
| Total..... | 22 | 320 | 14.5 | 1 | 90 |
| Opponents..... | 41 | 305 | 7.4 | 1 | 76 |

| KICK RETURNS | No. | Yds | Avg | TD | Long |
|-----------------|-----|-----|------|----|------|
| Harge,Cory | 16 | 278 | 17.4 | 0 | 24 |
| Watson,Akeen | 9 | 193 | 21.4 | 0 | 34 |
| White,Will | 6 | 92 | 15.3 | 0 | 21 |
| Blackshear,C. | 5 | 94 | 18.8 | 0 | 38 |
| Morrison, M. | 3 | 36 | 12.0 | 0 | 19 |
| Bergeski,Steven | 3 | 78 | 26.0 | 0 | 38 |
| Benson,Stefon | 2 | 14 | 7.0 | 0 | 9 |
| Hunter,Tom | 2 | 32 | 16.0 | 0 | 17 |
| Dutcher,Tom | 1 | 1 | 1.0 | 0 | 1 |
| Rose,Donnie | 1 | 0 | 0.0 | 0 | 0 |
| Tonelli,Brian | 1 | 13 | 13.0 | 0 | 13 |
| Mahaffey,Joe | 1 | 22 | 22.0 | 0 | 22 |
| Sloley,Marvin | 1 | 3 | 3.0 | 0 | 3 |
| Dresko,Nick | 1 | 1 | 1.0 | 0 | 1 |
| Total..... | 52 | 857 | 16.5 | 0 | 38 |
| Opponents..... | 44 | 915 | 20.8 | 0 | 62 |

| PUNTING | No. | Yds | Avg | Long | TD | FC | 120 | Blkd |
|----------------|-----|------|------|------|----|----|-----|------|
| Pearson,Derek | 59 | 2099 | 35.6 | 61 | 2 | 6 | 14 | 4 |
| Hunter,Tom | 4 | 137 | 34.2 | 50 | 0 | 0 | 1 | 0 |
| TEAM | 4 | 28 | 7.0 | 18 | 0 | 0 | 0 | 0 |
| Dolch,Scott | 2 | 69 | 34.5 | 37 | 0 | 1 | 1 | 0 |
| Total..... | 69 | 2333 | 33.8 | 61 | 2 | 7 | 16 | 4 |
| Opponents..... | 47 | 1840 | 39.1 | 84 | 6 | 0 | 13 | 1 |



| SCORING | TD | FGs | Kick | Rush | Rcv | Pass | DXP | Saf | Points |
|-----------------|----|------|-------|------|-----|------|-----|-----|--------|
| Harge,Cory | 8 | 0-0 | 0-0 | 0-0 | 0 | 0-0 | 0 | 0 | 48 |
| Malone,Mike | 8 | 0-0 | 0-0 | 0-0 | 0 | 0-0 | 0 | 0 | 48 |
| Pearson,Derek | 0 | 5-10 | 24-28 | 0-0 | 0 | 0-0 | 0 | 0 | 39 |
| Watson,Akeen | 4 | 0-0 | 0-0 | 0-0 | 0 | 0-0 | 0 | 0 | 24 |
| Hunter,Tom | 3 | 0-0 | 0-0 | 0-0 | 1 | 0-0 | 0 | 0 | 20 |
| Bergeski,Steven | 3 | 0-0 | 0-0 | 0-0 | 0 | 0-0 | 0 | 0 | 18 |
| Frederick,Brian | 1 | 0-0 | 2-2 | 0-0 | 0 | 0-0 | 0 | 0 | 8 |
| Rose,Donnie | 1 | 0-0 | 0-0 | 0-0 | 0 | 0-0 | 0 | 0 | 6 |
| Dresko,Nick | 1 | 0-0 | 0-0 | 0-0 | 0 | 0-0 | 0 | 0 | 6 |
| White,Will | 1 | 0-0 | 0-0 | 0-0 | 0 | 0-0 | 0 | 0 | 6 |
| Nichols,Ryan | 1 | 0-0 | 0-0 | 0-0 | 0 | 0-0 | 0 | 0 | 6 |
| TEAM | 0 | 0-0 | 0-0 | 0-0 | 0 | 0-0 | 0 | 1 | 2 |
| Dolch,Scott | 0 | 0-0 | 0-0 | 0-0 | 0 | 1-1 | 0 | 0 | 0 |
| Total..... | 31 | 5-10 | 26-30 | 0-0 | 1 | 1-1 | 0 | 1 | 231 |
| Opponents..... | 48 | 8-9 | 41-45 | 0-0 | 1 | 1-3 | 0 | 2 | 359 |

| REDUCTIONS | FOUR | RE | ONE | TWO | THREE | FOUR | SIX | EIGHT | TEN |
|---------------|------|------|-----|-----|-------|------|-----|-------|-----|
| Pearson,Derek | 5-10 | 50.0 | 0-0 | 2-3 | 2-3 | 1-3 | 0-1 | 45 | 2 |

| DEFENSE/LEADERS | GP | UT | AT | Total | ForLoss | Sacks- No-Yards | Pass Def- Int-Yds | BrUp | QBH | Fumbles- Rcv-Yds | FF | Blkd | Saf |
|-----------------|----|-----|-----|-------|---------|--------------------|----------------------|------|-----|---------------------|----|------|-----|
| McGuire,Rob | 11 | 53 | 52 | 105 | 2.5-9 | - | 2-6 | 2 | - | 2-3 | 2 | - | - |
| Mahaffey,Joe | 10 | 46 | 54 | 100 | 8.5-20 | 2-8 | - | 3 | - | 2-3 | 1 | - | - |
| Tucker,Coree | 9 | 37 | 21 | 58 | 1.5-9 | 1-8 | 2-10 | 1 | - | - | - | - | - |
| Parsons,Scott | 11 | 21 | 36 | 57 | 5.0-16 | 2-9 | - | 2 | - | - | 2 | - | - |
| Stevens,Paul | 11 | 28 | 29 | 57 | 4.5-10 | - | 2-0 | 2 | - | 2-1 | 1 | - | - |
| Rose,Donnie | 11 | 36 | 16 | 52 | 1.0-8 | 1-8 | - | 6 | - | 3-0 | - | - | - |
| Blackshear,C. | 11 | 31 | 18 | 49 | - | - | 5-59 | 9 | - | - | 2 | - | - |
| Sullivan,Brian | 11 | 28 | 20 | 48 | 2.0-4 | - | - | - | - | - | - | - | - |
| Cooper,Noah | 11 | 15 | 32 | 47 | 1.5-4 | 1-3 | - | - | - | - | - | - | - |
| Scaccia,Ashton | 10 | 11 | 20 | 31 | 1.5-6 | - | - | 1 | - | - | - | - | - |
| Nichols,Ryan | 11 | 17 | 14 | 31 | 5.5-27 | 4-21 | - | 1 | - | 1-35 | 2 | - | - |
| Harrigan,B. | 11 | 15 | 16 | 31 | 2.5-13 | 1-9 | - | 1 | - | - | - | 1 | - |
| Beasley,Kevin | 11 | 13 | 18 | 31 | 4.0-23 | 3-19 | - | - | - | 1-0 | - | - | - |
| Pelletti,Mike | 11 | 11 | 10 | 21 | 5.5-28 | 4-22 | - | - | - | - | - | - | - |
| Varga,Joe | 10 | 7 | 13 | 20 | 1.0-5 | 1-5 | - | - | - | 1-0 | - | - | - |
| Moultrie,T. | 8 | 10 | 10 | 20 | 0.5-1 | - | - | - | - | - | - | - | - |
| Davis,Clayton | 10 | 9 | 10 | 19 | 3.5-16 | 1-5 | - | - | - | - | - | - | - |
| Tonelli,Brian | 11 | 6 | 12 | 18 | 0.5-3 | - | - | - | - | - | - | - | - |
| Douglas,D.C. | 11 | 8 | 9 | 17 | 2.5-19 | 2-12 | - | - | - | - | - | - | - |
| Monge,Nigel | 10 | 3 | 7 | 10 | - | - | - | - | - | 0-8 | - | - | - |
| Whitt,Antonio | 7 | 6 | 2 | 8 | - | - | - | - | - | - | - | - | - |
| Benson,Stefon | 8 | 5 | 3 | 8 | - | - | - | - | - | - | - | - | - |
| Muhammad,Farod | 9 | 3 | 5 | 8 | - | - | - | - | - | - | - | - | - |
| Kevorkian,Kory | 4 | 2 | 6 | 8 | - | - | - | - | - | - | - | - | - |
| Sloley,Marvin | 9 | 2 | 5 | 7 | - | - | - | - | - | - | - | - | - |
| Roth,Josh | 8 | 5 | 1 | 6 | - | - | - | - | - | - | - | - | - |
| Stokstad,Chris | 4 | 5 | 1 | 6 | - | - | - | - | - | - | 1 | - | - |
| Brown,Ronnie | 7 | 1 | 5 | 6 | - | - | - | - | - | - | - | - | - |
| Morrison, M. | 9 | 4 | 1 | 5 | - | - | - | - | - | - | - | - | - |
| Mahaffey,Chris | 6 | 3 | 1 | 4 | - | - | - | - | - | - | - | - | - |
| Pearson,Derek | 11 | 3 | 1 | 4 | - | - | - | - | - | - | - | - | - |
| Linden,Dustin | 4 | 2 | 2 | 4 | - | - | - | - | - | - | - | - | - |
| Dunn,Terry | 6 | 3 | 3 | 6 | - | - | - | - | - | - | - | - | - |
| Malone,Mike | 11 | 2 | 2 | 4 | - | - | - | - | - | - | - | - | - |
| Hall,Lydel | 2 | 2 | 2 | 4 | 0.5-1 | - | - | - | - | - | - | - | - |
| Parker,Aaron | 4 | 1 | 1 | 2 | - | - | - | - | - | - | - | - | - |
| TEAM | 6 | 2 | 2 | 4 | - | - | - | - | - | 2-0 | 2 | - | 1 |
| Dolch,Scott | 11 | 2 | 2 | 4 | - | - | - | - | - | - | - | - | - |
| Ferguson,Dan | 2 | 1 | 1 | 2 | - | - | - | - | - | - | - | - | - |
| McGregor,D. | 1 | 1 | 1 | 2 | - | - | - | - | - | - | - | - | - |
| Matthias,G. | 1 | 1 | 1 | 2 | - | - | - | - | - | - | - | - | - |
| Blanchard,Eben | 3 | 1 | 1 | 2 | - | - | - | - | - | - | - | - | - |
| Shifflett,Ryan | 1 | 1 | 1 | 2 | - | - | - | - | - | - | - | - | - |
| Stimmel,Chris | 2 | 1 | 1 | 2 | - | - | - | - | - | - | - | - | - |
| Williams,M. | 7 | 1 | 1 | 2 | - | - | - | - | - | - | - | - | - |
| Boothby,Dan | 7 | 1 | 1 | 2 | - | - | - | - | - | - | - | - | - |
| Farrell,Mike | 7 | 1 | 1 | 2 | - | - | - | - | - | - | - | - | - |
| Dawson,Jamaal | 7 | 1 | 1 | 2 | - | - | - | - | - | - | - | - | - |
| Ilic,Alex | 7 | 1 | 1 | 2 | - | - | - | - | - | - | - | - | - |
| Frederick,Brian | 10 | 1 | 1 | 2 | - | - | - | - | - | - | - | - | - |
| Dresko,Nick | 10 | 1 | 1 | 2 | - | - | - | - | - | - | - | - | - |
| Watson,Akeen | 10 | 1 | 1 | 2 | - | - | - | - | - | - | - | - | - |
| Harge,Cory | 11 | 1 | 1 | 2 | - | - | - | - | - | - | - | - | - |
| Hasbrouck,Brad | 1 | 1 | 1 | 2 | - | - | - | - | - | 1-0 | - | - | - |
| Total..... | 11 | 468 | 457 | 925 | 54-222 | 19-129 | 15-75 | 29 | - | 15-45 | 13 | 1 | 1 |
| Opponents..... | 11 | - | - | - | - | 25-167 | 12-365 | 45 | - | 17-46 | 14 | 6 | 2 |

| INTERCEPTIONS | No. | Yds | Avg | TD | Long |
|----------------|-----|-----|------|----|------|
| Blackshear,C. | 5 | 59 | 11.8 | 0 | 26 |
| Rose,Donnie | 4 | 0 | 0.0 | 0 | 0 |
| McGuire,Rob | 2 | 6 | 3.0 | 0 | 6 |
| Tucker,Coree | 2 | 10 | 5.0 | 0 | 6 |
| Stevens,Paul | 2 | 0 | 0.0 | 0 | 0 |
| Total..... | 15 | 75 | 5.0 | 0 | 26 |
| Opponents..... | 12 | 365 | 30.4 | 0 | 54 |

All The Facts



Tom Masella was named Central Connecticut's 11th varsity football coach on February 4, 2004. He joins the Blue Devils after spending the last two seasons as the defensive coordinator at the University of Massachusetts.

Masella spent the last two seasons at UMass and helped lead the Minutemen to the 2003 Atlantic-10 championship and a berth in the Division I-AA playoffs. The team finished 11th in the final Sports Network I-AA poll with a 10-3 overall record. "My family and I are extremely excited about the opportunity ahead of us at Central Connecticut,"

Masella said on Wednesday. "I am familiar with the football program having faced Central Connecticut in each of the last two seasons, and I know there is a solid foundation of players within the program. I know we can win here, and my staff and I will work as hard as we can to put a winning football team on the field every Saturday."

In his two seasons at Massachusetts, the Minutemen were 18-7. The three losses in 2003 came at the hands of Kansas State, national champion Delaware, and national runner-up Colgate in the first round of the NCAA Playoffs. This past season the Minutemen ranked 30th in the nation in rushing defense (125 yards per game), 45th in scoring defense (22.7 points per game) and 55th in total defense (351 yards per game). Three of Masella's defensive players were named to the All-Conference First-Team and four more players were named to the Second and Third-Team All-Conference squads.

Masella's teams have won two conference championships in the last three seasons (Massachusetts in 2003 and Louisiana Tech in 2001). Prior to his time at Massachusetts, Masella spent three seasons as the defensive coordinator at Louisiana Tech. He led the Tech defense to one of the biggest turnarounds in Division I-A during his tenure. In 2001, his Bulldog defense ranked 13th nationally in Division I-A in turnovers forced and 11th in interceptions. That team won the Western Athletic Conference Championship in its first season in the WAC.

Prior to Louisiana Tech, Masella was the assistant head coach and secondary coach at the University of Connecticut in 1998. The Huskies finished the season ranked eighth in I-AA with a 10-3 record and posted the Huskies only Division I-AA playoff appearance. Masella spent the 1996 and 1997 seasons as the head coach at Boston University where he had been an assistant from 1990-94. He left the Terriers when the University disbanded its football program. Prior to being the head coach at Boston University, he was the first head coach at Fairfield University when it began its football program in 1995.

Masella is a 1981 graduate of Wagner College and began his coaching career with the Seahawks from 1982-84. His first coordinator position came at the United States Merchant Marine Academy from 1985-89 where he was an assistant athletics director and defensive coordinator. A native of Staten Island, NY, Masella began his playing career at Tottenville High School and then started and played in all 43 games of his career at Wagner College. The Seahawks posted a 17-3 mark in his final two seasons.

Masella and his wife, Leslie-Anne, have two sons, T.J. (seven) and Jack (five).

Head Coach

Overall Record: 2-20/2 Years
CCSU Record: First Year

Tom Masella



Alma Mater:
Wagner '81

HEAD COACHING EXPERIENCE:

- 2004- Central Connecticut State University, New Britain, CT
 - Became the school's 11th head football coach on February 4, 2004.
- 1996-97 Boston University, Boston, MA
 - 2-20 in two years
 - Left BU after school disbanded the football program
- 1995 Fairfield University, Fairfield, CT
 - First head coach in school history

ASSISTANT COACHING EXPERIENCE:

- 2002-03 University of Massachusetts, Amherst, MA
 - Defensive coordinator and secondary coach
 - Led the Minutemen to the 2003 Atlantic-10 Championship and I-AA berth
 - Finished 11th in the Sports Network I-AA poll with a 10-3 record in 2003
- 1999-01 Louisiana Tech University, Ruston, LA
 - Defensive coordinator and secondary coach
 - Won the Western Athletic Conference Championship in 2001
- 1998 University of Connecticut, Storrs, CT
 - Assistant head coach and secondary coach
 - Ranked eighth in I-AA with a 10-3 mark and advanced to the Huskies only I-AA playoff appearance
- 1990-94 Boston University, Boston, MA
 - Defensive coordinator and secondary coach
- 1985-89 United States Merchant Marine Academy, King Point, NY
 - Defensive coordinator and acted as the school's assistant athletic director
- 1982-84 Wagner College, Staten Island, NY
 - Defensive ends and secondary coach

PLAYING EXPERIENCE:

- 1963-65

EDUCATION:

- Wagner College, 1977-81

PERSONAL:

- Wife - Leslie-Anne; two sons - T.J. and Jack

Arute Field New Britain, CT



| NO. | NAME | YR | POS | HT | WT | HOMETOWN/HIGH SCHOOL |
|-----|-------------------|-----|-----|------|-----|---|
| 1 | Stefon Benson | So. | DB | 5-10 | 185 | Hyde Park, MA/Lincoln-Sudbury |
| 2 | Chris Blackshear | Sr. | DB | 5-10 | 180 | Fort Pierce, FL/Port St. Lucie |
| 3 | Steven Bergeski | Jr. | WR | 6-1 | 185 | Mountainside, NJ/Governor Livingston |
| 4 | Josh Roth | So. | QB | 5-10 | 170 | West Milford, NJ/West Milford |
| 5 | Joe Mahaffey | Sr. | LB | 5-11 | 240 | Somerville, NJ/Somerville |
| 6 | Coree Tucker | Jr. | LB | 6-0 | 210 | Warren, OH/Harding |
| 7 | Timothy Sheard | Fr. | QB | 6-1 | 160 | Syracuse, NY/Corcoran |
| 8 | Andre Smith | Jr. | WR | 5-9 | 185 | Cambridge, MA/Cambridge Rindge and Latin |
| 9 | Derek Pearson | Jr. | K | 6-0 | 200 | West Caldwell, NJ/James Caldwell |
| 10 | Scott Dolch | Sr. | QB | 6-3 | 210 | Finksburg, MD/Hargrave Military |
| 11 | Sheldon Denis | Fr. | LB | 6-0 | 190 | New Britain, CT/New Britain |
| 12 | Chris Rose | So. | QB | 6-0 | 190 | Port St. Lucie, FL/Fort Pierce |
| 14 | Felix Onyejekwe | Fr. | QB | 6-2 | 190 | Providence, RI/Mt. Pleasant |
| 15 | Ashton Scaccia | Sr. | DB | 5-9 | 190 | Webster, NY/Webster |
| 16 | Andrew Barone | Fr. | QB | 6-1 | 180 | Trumbull, CT/Trumbull |
| 17 | Anthony Wilson | Fr. | DB | 5-9 | 175 | Bridgeport, CT/Brien McMahon |
| 18 | Justin Wright | So. | RB | 6-1 | 225 | Baltimore, MD/Archbishop Curley |
| 20 | Daryl Staley | Fr. | DB | 5-10 | 175 | Stratford, CT/Bunnell |
| 21 | Antonio Whitt | Jr. | DB | 5-8 | 160 | Hartford, CT/Sports Science Academy |
| 22 | Marquis Morrison | So. | RB | 5-8 | 170 | New Haven, CT/Wilbur Cross |
| 23 | Rob McGuire | Jr. | DB | 5-11 | 195 | Howard Beach, NY/Christ The King |
| 24 | Jo Jo Freeman | Fr. | RB | 5-11 | 215 | Lowell, MA/Pomfret School |
| 25 | Cory Harge | So. | RB | 5-11 | 170 | Amherst, NY/Sweet Home |
| 26 | Tom Hunter | Jr. | RB | 5-9 | 175 | Auburn, ME/Edward Little |
| 27 | Marvin Sloley | Jr. | LB | 5-8 | 170 | Hartford, CT/Hartford Public |
| 28 | Nigel Monge | So. | DB | 5-10 | 185 | Roxbury, MA/Catholic Memorial |
| 31 | Farod Muhammad | So. | DB | 5-11 | 175 | Buffalo, NY/Hutchinson Central Tech |
| 32 | Brian Sullivan | Jr. | DB | 6-0 | 205 | Hopewell Junction, NY/John Jay |
| 33 | Josh Vargas | Fr. | RB | 5-8 | 170 | Los Angeles, CA/St. Monica |
| 34 | Kory Kevorkian | Jr. | LB | 6-0 | 225 | Kensington, CT/Berlin |
| 35 | Keith Pratt | Fr. | FB | 6-0 | 225 | Waterbury, CT/Wilby |
| 36 | Willis Howell | Fr. | DB | 5-11 | 175 | Staten Island, NY/Tottenville |
| 37 | Donnie Rose | Sr. | DB | 5-9 | 170 | Hartford, CT/Sports Science Academy |
| 38 | Isaiah Keys | So. | RB | 5-7 | 175 | Worcester, MA/Holy Name |
| 39 | Brelan Stewart | Fr. | DB | 6-2 | 185 | East Patchogue, NY/Bellport |
| 41 | Rick Palermo | Fr. | WR | 6-2 | 190 | Rochester, NY/Webster Thomas |
| 42 | Josh Steen | Fr. | LB | 6-1 | 180 | Los Angeles, CA/St. Monica |
| 43 | Mike Satterwhite | Fr. | LB | 6-0 | 220 | Salem, MA/St. Mary's |
| 44 | Ryan Nichols | Jr. | DL | 6-2 | 220 | Bloomfield, CT/Bloomfield |
| 45 | Brian Masiello | Fr. | LB | 5-11 | 205 | Fairfield, CT/Notre Dame |
| 46 | James Mikolajko | Fr. | LB | 6-3 | 230 | Rochester, NY/Webster Schroeder |
| 48 | Spencer Prescott | Fr. | DB | 5-11 | 180 | Cherry Hill, NJ/Valley Forge Military Acad. |
| 49 | Craig DeAngelis | So. | TE | 6-0 | 255 | Fairfield, CT/Fairfield |
| 50 | Marc Reddy | Jr. | K | 5-10 | 190 | Port St. Lucie, FL/Reedley College |
| 51 | Ryan Shifflett | So. | LB | 6-3 | 240 | LaPlata, MD/DeMatha Catholic |
| 52 | Eben Blanchard | So. | OL | 6-2 | 250 | Webster, NY/Webster |
| 55 | Tom Dutcher | So. | DL | 6-2 | 235 | Englishtown, NJ/St. John Vianney |
| 56 | Scott Parsons | Jr. | DL | 6-0 | 240 | Kennebunk, ME/Kennebunk |
| 57 | Mike Pellett | Jr. | DL | 6-2 | 255 | Endicott, NY/Union Endicott |
| 58 | Terrell Moultrie | Jr. | LB | 6-0 | 200 | Hartford, CT/Sports Science Academy |
| 60 | John Shaw | So. | DL | 6-6 | 225 | Caldwell, NJ/James Caldwell |
| 61 | Tomas Cooper | So. | OL | 6-2 | 280 | Willington, CT/St. Thomas More |
| 63 | Luke Ewing | Fr. | OL | 6-0 | 260 | Guilford, CT/Guilford |
| 64 | Rich Ranglin | So. | OL | 6-2 | 315 | Yonkers, NY/Saunders |
| 65 | Dan Boothby | Sr. | OL | 6-3 | 300 | Kennebunk, ME/Kennebunk |
| 66 | Courey Jones | Fr. | DL | 6-4 | 270 | Pittsburgh, PA/Peabody |
| 67 | Ryne Nutt | So. | OL | 6-4 | 305 | Warren, OH/Howland |
| 68 | Adam Zions | Sr. | TE | 6-3 | 240 | Waterford, CT/Waterford |
| 70 | Jonathan Adone | Fr. | DL | 6-2 | 250 | Staten Island, NY/Tottenville |
| 71 | Sean Mirkov | Fr. | OL | 6-4 | 255 | Norwalk, CT/Staples |
| 72 | Michael Williams | Sr. | OL | 6-3 | 305 | Canastota, NY/Canastota |
| 73 | Rob Kucharski | So. | OL | 6-4 | 300 | Port Chester, NY/Port Chester |
| 74 | Devon C. Douglass | So. | DL | 6-1 | 275 | Baltimore, MD/Calvert Hall |
| 76 | George Krug | So. | OL | 6-3 | 270 | Averill Park, NY/Averill Park |
| 78 | Peter Guoba | Jr. | TE | 6-3 | 265 | Raymond, ME/Cheverus |
| 79 | Matt Taibl | Jr. | DL | 6-3 | 270 | Fort Pierce, FL/Port St. Lucie |
| 80 | Steven Green | Fr. | DB | 6-2 | 220 | Layton, NJ/Kittatinny Regional |
| 81 | Ralph Cadet | So. | WR | 6-1 | 185 | Hyde Park, MA/Cathedral |
| 82 | Matt Gomes | Fr. | WR | 6-1 | 180 | Naugatuck, CT/Naugatuck |
| 83 | Mario Gallucci | Fr. | TE | 6-4 | 240 | Staten Island, NY/Xaverian |
| 84 | Richard Wallace | Jr. | TE | 6-4 | 235 | Cornwall-On-Hudson, NY/Cornwall Central |
| 85 | Fitzroy Brown | Sr. | WR | 5-9 | 195 | Dorchester, MA/Hudson Valley |

Central Connecticut State

2004 Roster



| NO. | NAME | YR | POS | HT | WT | HOMETOWN/HIGH SCHOOL |
|-----|----------------|-----|-----|------|-----|-------------------------------------|
| 86 | Aaron Parker | So. | WR | 6-3 | 175 | Buffalo, NY/Hutchinson Central Tech |
| 87 | E.J. Imbert | So. | TE | 6-6 | 210 | Dover-Foxcroft, ME/Foxcroft Academy |
| 88 | Tremain Moore | Fr. | WR | 6-1 | 190 | Syracuse, NY/Corcoran |
| 89 | Jamaal Dawson | Jr. | TE | 6-1 | 225 | Warren, OH/Harding |
| 90 | Brian Mularski | So. | FB | 6-0 | 230 | Moodus, CT/Xavier |
| 91 | Terry Dunn | So. | DL | 6-3 | 210 | Norwich, CT/Norwich Free |
| 92 | Akwan Shabazz | Fr. | WR | 6-4 | 185 | Manchester, CT/Cheney Tech |
| 93 | Adam Gootnick | Fr. | DL | 6-1 | 230 | Plainfield, CT/Plainfield |
| 94 | Chris Stimmel | So. | LB | 6-2 | 210 | Baltimore, MD/Cardinal Gibbons |
| 95 | Dwayne Denton | Jr. | DL | 5-10 | 300 | Hartford, CT/Sports Science Academy |
| 96 | Steven Fabius | Jr. | DL | 6-2 | 270 | Stamford, CT/Stamford |
| 98 | Ryan Schwester | Fr. | RB | 6-1 | 200 | Newton, NJ/Kittatinny Regional |
| 99 | Dustin Linden | So. | LB | 6-2 | 220 | Federsburg, MD/Colonel Richardson |



Donnie Rose
Senior Return Specialist

Central Connecticut State



Record Book

| Rushing Attempts | Record | Opponent | Date |
|--------------------|--------|--------------|---------|
| Game: Stan House | 42 | Albany | 9/6/97 |
| Season: Stan House | 294 | | 1997 |
| Career: Stan House | 694 | | 1994-97 |
| Team Game: | 72 | Kutztown St. | 1967 |
| Team Season: | 589 | | 1972 |

| Rushing Yards | Record | Opponent | Date |
|--------------------|--------|---------------|----------|
| Game: Stan House | 263 | La Salle | 10/25/97 |
| Season: Stan House | 1,413 | | 1997 |
| Career: Stan House | 3,347 | | 1994-97 |
| Team Game: | 420 | Montclair St. | 1974 |
| Team Season: | 2,856 | | 1972 |

| Rushing TDs | Record | Opponent | Date |
|--------------------|----------|-------------|----------|
| Game: Stan House | 5 | Wagner | 10/26/96 |
| Longest: Don Luke | 96 yards | Trenton St. | 1954 |
| Season: Stan House | 20 | | 1996 |
| Career: Stan House | 41 | | 1994-97 |
| Team Game: | NA | | |
| Team Season: | 27 | | 1977 |

| Receptions | Record | Opponent | Date |
|-----------------------|--------|-----------|----------|
| Game: Mark Strasser | 13 | Albany | 9/4/99 |
| Heston Sutman | 13 | C.W. Post | 1993 |
| Season: Heston Sutman | 70 | | 1994 |
| Career: Ed Poland | 115 | | 1993-96 |
| Team Game: | 30 | Wagner | 10/18/97 |
| Team Season: | 193 | | 1994 |

| Receiving Yards | Record | Opponent | Date |
|----------------------|--------|---------------|----------|
| Game: John Klein | 204 | American Int. | 1978 |
| Season: Mike Tiagwad | 1,196 | | 1977 |
| Career: John Klein | 2,033 | | 1977-80 |
| Team Game: | 377 | Wagner | 10/18/97 |
| Team Season: | 2,228 | | 1994 |

| Receiving TDs | Record | Opponent | Date |
|-----------------------|----------|----------|---------|
| Game: NA | NA | | |
| Longest: Akeen Watson | 96 yards | Monmouth | 11/1/03 |
| Season: John Mulligan | 10 | | 1966 |
| Career: John Mulligan | 16 | | 1965-66 |
| Team Game: | NA | | |
| Team Season: | 15 | | 1991 |

| Passing Attempts | Record | Opponent | Date |
|----------------------|--------|----------|----------|
| Game: Keith Toolan | 60 | Monmouth | 11/15/97 |
| Season: Sam Tirone | 342 | | 1994 |
| Career: Keith Toolan | 787 | | 1996-99 |
| Team Game: | 60 | Monmouth | 11/15/97 |
| Team Season: | 357 | | 1994 |

| Completions | Record | Opponent | Date |
|----------------------|--------|----------|----------|
| Game: Keith Toolan | 30 | Wagner | 10/18/97 |
| Season: Sam Tirone | 185 | | 1994 |
| Career: Keith Toolan | 398 | | 1996-99 |
| Team Game: | 30 | Wagner | 10/18/97 |
| Team Season: | 193 | | 1994 |

| Touchdown Passes | Record | Opponent | Date |
|----------------------|----------|------------------|----------|
| Game: Keith Toolan | 4 | La Salle | 10/25/97 |
| Scott Dolch | 4 | St. Francis (PA) | 10/25/03 |
| Longest: Jim Taft | 95 yards | American Int. | 1977 |
| Season: Scott Dolch | 15 | | 2003 |
| Career: Keith Toolan | 27 | | 1996-99 |
| Al Jutze | 27 | | 1965-67 |
| Team Game: | 4 | La Salle | 10/25/97 |
| Team Season: | 15 | | 1991 |

| Passing Yardage | Record | Opponent | Date |
|----------------------|--------|----------|----------|
| Game: Keith Toolan | 377 | Wagner | 10/18/97 |
| Season: Sam Tirone | 2,116 | | 1994 |
| Career: Keith Toolan | 5,145 | | 1996-99 |
| Team Game: | 377 | Wagner | 10/18/97 |
| Team Season: | 2,228 | | 1994 |

| Touchdowns | Record | Opponent | Date |
|--------------------|--------|---------------|----------|
| Game: Stan House | 5 | Wagner | 10/26/96 |
| Season: Stan House | 10 | | 1996 |
| Career: Stan House | 41 | | 1994-97 |
| Team Game: | 9 | Glassboro St. | 1972 |
| Team Season: | 38 | | 1972 |

| Points | Record | Opponent | Date |
|-------------------------|------------------|---------------|---------|
| Game: NA | NA | | |
| Season: | 62 (three times) | | |
| Career: Ted Stoneburner | 134 | | 1979-81 |
| Team Game: | 68 | Glassboro St. | 1972 |
| Team Season: | 260 | | 1972 |

| Total Yards | Record | Opponent | Date |
|------------------------|--------|---------------|---------|
| Game: Sam Tirone | 305 | Iona | 1993 |
| Season: Eric Valentine | 1,983 | | 1991 |
| Career: Al Jutze | 3,424 | | 1965-67 |
| Team Game: | 622 | Glassboro St. | 1972 |
| Team Season: | 3,939 | | 1997 |

| Extra Points | Record | Opponent | Date |
|-----------------------|--------|----------|---------|
| Game: NA | NA | | |
| Season: Joe O'Connell | 27 | | 1996 |
| Career: Paul Flynn | 57 | | 1987-89 |
| Team Game: | NA | | |
| Team Season: | NA | | |

| Field Goals | Record | Opponent | Date |
|--------------------------|----------------|-------------|---------|
| Game: 3 (five times) | 3 (five times) | | |
| Longest: Mike O'Sullivan | 49 yards | Springfield | 1984 |
| Season: Paul Flynn | 13 | | 1987 |
| Career: Paul Flynn | 32 | | 1987-89 |
| Team Game: | 3 (four times) | | |
| Team Season: | 13 | | 1987 |

| Kickoff Return Yards | Record | Opponent | Date |
|-----------------------|-----------|-------------|------|
| Longest: Dick Edmonds | 103 yards | Springfield | 1966 |

| Punt Return Yards | Record | Opponent | Date |
|--------------------------|----------|--------------|---------|
| Longest: Ron Andronowitz | 90 yards | Northeastern | 1983 |
| Donnie Rose | 90 yards | Monmouth | 11/1/03 |

| Punts | Record | Opponent | Date |
|--------------------|----------|------------|------|
| Longest: Mike Kien | 73 yards | St. John's | 2002 |

| Interceptions | Record | Opponent | Date |
|--------------------------|-----------|-----------------|---------|
| Game: Chris Blackshear | 3 | Wagner | 11/9/02 |
| Tom Power | 3 | New Haven | 1985 |
| Jerry Washington | 3 | Glassboro State | 1965 |
| Longest: John Thurman | 100 yards | S. Connecticut | 1978 |
| Season: Brian McGowan | 9 | | 1991 |
| Career: Chris Blackshear | 16 | | 2001-03 |
| Frank Maniglia | 16 | | 1966-68 |
| Team Game: | 10 | Glassboro St. | 1965 |
| Team Season: | 22 | | 1973 |



Monmouth University Hawks

Tough defense and a balanced offense can keep the Hawks on the top.

On the heels of winning a third-ever NEC crown last fall, Monmouth University's football squad enters its 2004 campaign with expectations much higher than they were as the Blue and White approached the 2003 season.

Last season, Monmouth shocked everyone except itself as it raced out to a program best 8-0 start en route to posting an 10-2 mark, winning the league title with a 6-1 record and earning the school's first-ever postseason bid, an invitation to play Duquesne in the ECAC Bowl. It marked the team's first-ever 10-win season. The Hawks' success was built around the nation's top defense as Monmouth led the NCAA Division I-AA in total defense, scoring defense and rushing defense. During the course of its dream season, Monmouth sweated through some tightly contested ball games, including winning its contest over Georgetown on a TD pass with 17 seconds remaining in the ball game and clinging to a 10-7 win over Albany in the most highly anticipated game in NEC history. The Hawks were involved in eight games decided by seven points or less and managed a 6-2 record in those contests. In order to repeat as league champions, Monmouth will have to replace seven starters from the NCAA Division I-AA's top defense, including two-time All-America linebacker Joe Sentipal. In addition to the question mark on the defensive side, the Blue and White will also need to replace three starters on the offensive line in order to win back-to-back titles.

Monmouth returns seven starters on offense. Last season, the Hawks were untested at quarterback. In 2004 the Blue and White welcome back a pair who platooned at the position last season. The only question on the offensive side is whether the running backs will have holes

and if the signal caller will have enough time to throw the ball as the Hawks need to replace three starters on the offensive line.

The Hawks enter the season with a pair of quarterbacks with starting experience. Sophomore Brian Boland saw the most action in 2003, posting a 7-2 mark in nine starts. He completed 122-of-218 passes for 1,482 yards, 11 touchdowns and 10 interceptions. His numbers computed to a 120.54 efficiency rating and a 56.0

completion percentage. Brendan Kennedy appeared in eight games and went 3-0 as a starter. The more mobile of the two quarterbacks, Kennedy completed 27-of-56 passes for 401 yards, six touchdowns and two picks.

Monmouth returns a pair of running backs who enter the 2004 season with the potential to record a 1,000-yard season. Fifth-year senior Joe Migliore rushed for 672 yards and four touchdowns in 2003. In his first season, Migliore rushed for 541 yards, posting two 100-yard efforts on the ground as he picked up NEC Offensive Rookie of the Year accolades in 2002. The versatile back became the first Monmouth player ever to record over 100 yards rushing and 100 yards receiving in the same game when he tallied 106 ground yards and 101 yards through the air in an effort in a game at Morgan State. Senior Bobby Smith has earned a reputation as a steamroller, but health has limited his action since coming to Monmouth. Last season, Smith fought off injuries and managed 581 rushing yards on 139 carries in 11 games. In 2002, Smith missed all but two games due to

a season-ending injury.

The Hawks are solid at the wide receiver positions as the Blue and White welcome back All-NEC performer Miles Austin and have three solid candidates to replace the departed starter Billy Lynn. Last season, Austin set a Monmouth record with 12 touchdown receptions on the season and he hauled in 44 passes for 796 yards and an 18.1 yards per reception average. Fifth-year senior Billy Worfolk enters the fall penciled in as the other starter. He caught eight passes for 69 yards in 2003 after grabbing 12 passes for 169 yards in 2002.

Junior Tim Hiltwine has put up impressive numbers in his first two seasons and could earn the other starting spot. Hiltwine will see plenty of action after recording 18 catches for 154 yards as a freshman and 28 receptions for 337 yards in 2003. Junior Michael McClelland caught seven passes for 78 yards last season, including scoring Monmouth's lone touchdown in the ECAC Football Classic loss to Duquesne. The Hawks also have four sophomores returning who did not see action last season. Justin Jurkowski, Brendan Mellen, Adam San Miguel and Chris Stanley all made noticeable improvements in spring workouts and are expected to contribute this fall.

After a one-year hiatus, fifth-year senior Matt Sosnovik returned to the fold last season and grabbed nine receptions for 75 yards at tight end. Sosnovik is highly regarded as a blocker. Senior Aaron Suozzo has yet to catch a pass at Monmouth, but his skills as a punishing blocker have earned him a great deal of playing time and at times he has lined up at the fullback position.

The question mark on offense is the interior line where fifth-year senior Dan Iskra and junior Tom Mauro are not only the only returning starters, but they are also the only two offensive linemen with extended amounts of playing time. Iskra will once again be an offensive co-captain, an honor he held in 2003. Mauro started all 12 games at right guard last season, but will be moved to the left side this year.

Matt Connolly saw limited action spelling Jeff Gallo at right tackle on a handful of occasions. He will take over as the starter at right tackle for the upcoming campaign. Heading into training camp, sophomores David Kircher and Jonathan Dunn are listed as the starters at center and right guard, respectively, but that has a good chance of changing as the season approaches.

A welcome sight will be Maine transfer John Castoro. The Lincroft, NJ, could become a starter quickly. The only other returnee is senior Frank Mastrangelo. Sophomores Chris Sapienza and Robert Skellenger, who practiced with the squad last spring, will be added to the mix along with seven newcomers.

Defensive guru Andy Bobik will have one of his most difficult tasks in years as he has to replace seven starters, including two-time All-American linebacker Joe Sentipal. Others that must be replaced on a defense that led all of NCAA Division I-AA in total defense, rush defense and scoring defense, include defensive linemen Mike DeFalco and Sean Hefferon, both All-NEC players, and Bob Pluta, linebacker Fred Williams and defensive backs Joe Billups and Kevin Hutchison, also an All-NEC selection. A bevy of transfers will help lessen the blow suffered due to defensive graduations.

Although senior Ed Ratnyak is the only returning starter on the defensive line, all four projected first-stringers had plenty of opportunity to play last season as Bobik used an eight-man rotation for most of the year. Ratnyak booked 19 tackles, including 4.5 tackles for loss of yardage and 2.5 sacks as a junior last season. Junior Brian Sweeney is set to play alongside Ratnyak at the other defensive tackle spot. Sweeney appeared in 10 games last season, logging nine tackles and one interception. Sophomore Erik Yngstrom and junior Jesse

Orbach are expected to get the starting nod at the defensive tackle positions. Yngstrom turned some heads his freshman season, earning NEC Defensive Rookie of the Week accolades on two occasions. He collected 13 tackles on the season with nine tackles for loss of yardage and eight sacks in 11 games. Orbach appeared in nine contests, logging 16 tackles, including 3.5 tackles for loss of yardage and two sacks.

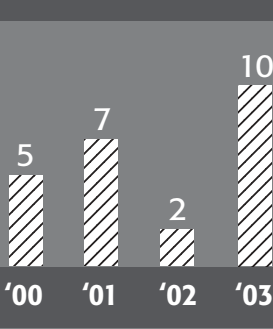
Senior Josh Costantino moves from linebacker to defensive end. He played in six games last season, notching seven tackles. The only other returnee with playing experience is junior Brian Sizelove, who recorded four tackles in eight games as a sophomore. Sophomore transfers Ed Davies (Charleston) and John Brothman (Marshall) will also battle for playing time.

Dan Blazosky is the lone incumbent starter in the linebacker corps. His 66 tackles, including 36 solo takedowns, ranks highest among MU's returning players. He also logged 6.5 tackles for loss, one sack and one interception last season. Blazosky will start at one outside linebacker position with senior Jay Ricciardi expected to start at the other outside post. Ricciardi appeared in nine games as a junior with 11 tackles. Villanova transfer Mike Castellano has an edge in the fight for the starting spot at middle linebacker. Junior Anthony Addonizio has the most experience among the backups. He played in nine games, amassing 13 tackles during his sophomore campaign.

Junior David Jiles and senior Rob Lomoriello are back at the cornerback positions after posting breakout seasons as starters in 2003. Jiles is getting early attention as a preseason All-NEC selection from various publications. After missing almost all of the 2002 campaign due to season-ending injury in the opener vs. Lafayette, Jiles started all 12 games in 2003. He led the team with 15 pass breakups and added three interceptions on the season. Jiles also ranked fifth on the team with 51 tackles, including 41 solo takedowns. Lomoriello also started all 12 games and logged 55 total tackles with 45 solo jobs. He posted two interceptions and six pass breakups on the year. Jeff Kolodziejczyk appeared in all 12 games as the Blue and White's nickel back. After that year of grooming, he will take over the free safety starting role left by the graduation of Joe Billups. Kolodziejczyk logged 11 tackles on the year. Sophomore Matt Hill is the leading candidate to replace All-NEC performer Kevin Hutchison at strong safety. Hill, who appeared in 10 games booked 12 tackles in 2003, including eight solo tackles. Senior Matt Martin and juniors Pete Galus and Nick Castellano are the leading backups entering the fall. Monmouth opens its arms to nine newcomers at defensive back. Four of the newcomers are transfers, including Joe Serratelli from Siena, Aaron Shaw from Lafayette and Dana Webster from Delaware State.

Monmouth's special teams have an opportunity to be truly special in 2003. The Hawks return All-NEC performers at placekicker and punter. Senior Steve Andriola was a second-team All-NEC choice at kicker as he connected on 13-of-24 field goal attempts. He was also successful on 26-of-29 PAT attempts and set a MU record for most points by a kicker with 65. With a strong leg, Andriola's season long was a school record 49-yard field goal against Central Connecticut State. Sean Dennis was a first-team All-NEC choice at punter and is an All-America candidate heading into the 2004 season. As a rookie, Dennis posted a 41.6-yards per punt average to rank 13th among NCAA Division I-AA players. During his freshman campaign, Dennis boomed punts of 70 and 84 yards, the latter was a school and league record. Junior Tim Hiltwine and sophomore Rob Lutz are the top candidates to return kickoffs in 2004. Last season, Hiltwine logged a 24.6 yard average with 172 yards on seven returns. Lutz returned five kickoffs for 125 yards and a 25.0 average last season. Fifth-year senior Billy Worfolk handled Monmouth's punt return chores for the entire season last year, posting a 5.1 yards per return average on 34 opportunities.

Four-Year Wins Trend



2004 schedule

| Date | Opponent | Time |
|-------|-------------------------|---------|
| 9/4 | at St. Peter's | 7:00 pm |
| 9/11 | La Salle | 1:00 pm |
| 9/18 | at Robert Morris | 1:00 pm |
| 9/25 | Stony Brook | 1:00 pm |
| 10/2 | at Iona | 1:00 pm |
| 10/9 | at Wagner | 1:00 pm |
| 10/16 | at Albany | 1:00 pm |
| 10/23 | Georgetown | 1:00 pm |
| 10/30 | Central CT St. | 1:00 pm |
| 11/6 | Sacred Heart | 1:00 pm |
| 11/13 | St. Francis (PA) | 1:00 pm |

NEC Games in **Bold**

2003 results

| Date | Opponent | Score |
|-------|----------------------------|---------|
| 9/6 | St. Peter's | W 24-0 |
| 9/13 | Robert Morris | W 17-10 |
| 9/20 | at Georgetown | W 12-10 |
| 9/27 | at Stony Brook | W 20-14 |
| 10/4 | Iona | W 30-7 |
| 10/11 | Wagner | W 24-0 |
| 10/18 | Albany | W 10-7 |
| 10/25 | at La Salle | W 50-0 |
| 11/1 | at Central CT St. | L 10-14 |
| 11/8 | at Sacred Heart | W 12-7 |
| 11/15 | at St. Francis (PA) | W 28-21 |
| 11/22 | at Duquesne | L 10-12 |

EACA Football Classic

NEC Games in **Bold**

all-time records



Monmouth vs. the NEC

| Opponent | Record |
|------------------|--------|
| Albany | 1-5 |
| CCSU | 6-4 |
| Robert Morris | 3-6 |
| Sacred Heart | 5-4 |
| St. Francis (PA) | 10-1 |
| Stony Brook | 4-1 |
| Wagner | 6-5 |

| Year | Record |
|------|--------|
| 1993 | 2-5 |
| 1994 | 7-2 |
| 1995 | 7-3 |

| Year | Record | NEC |
|------|--------|-----|
| 1996 | 7-3 | 3-1 |
| 1997 | 5-4 | 3-1 |
| 1998 | 5-5 | 4-1 |
| 1999 | 2-8 | 2-5 |
| 2000 | 5-6 | 4-4 |
| 2001 | 7-3 | 5-2 |
| 2002 | 2-8 | 2-5 |
| 2003 | 10-2 | 6-1 |

Overall Record: 59-49
NEC Record: 29-20

The Quickies the little things you might want to know

General Information

| | |
|-------------------------|---------------------------------|
| Location: | West Long Branch, NJ |
| Founded: | 1933 |
| Enrollment: | 4,323 |
| Nickname: | Hawks |
| Colors: | Midnight Blue and White |
| President: | Vice Admiral Paul G. Gaffney II |
| Faculty Representative: | Dr. David Paul |
| Athletic Director: | Dr. Marilyn McNeil |
| SWA: | Patti Adorna |
| Home Field/Capacity: | Kessler Field/4,600 |
| Athletic Phone: | (732) 571-3415 |

Football Information

| | |
|----------------------------|------------------|
| Head Coach: | Kevin Callahan |
| Overall Record/Years: | 59-49/11 |
| Record at MU/Years: | 59-49/11 |
| Inaugural Football Season: | 1993 |
| 2003 Record: | 10-2 |
| NEC Record/Place: | 6-1/Tied for 1st |
| Offensive System: | Multiple I |
| Defensive System: | 4-3 |
| Football Office Phone: | (732) 263-5179 |

Sports Information

| | |
|------------------------------|------------------------|
| Sports Information Director: | Thomas Dick |
| SID Phone: | (732) 571-4447 |
| SID Fax Line: | (732) 571-3535 |
| SID Home Phone: | (908) 309-2893 |
| SID e-mail Address: | tdick@monmouth.edu |
| Press Box Phone: | (732) 571-4400 |
| Athletic Hotline Phone: | (732) 571-HAWK |
| Website Address: | monmouth.edu/athletics |

Coaching Staff

| | |
|---------------------------|----------------|
| Offensive Coordinator/QBs | Mark Fabish |
| Defensive Coordinator/LBs | Andy Bobik |
| Running Backs | Scott Van Zile |
| Wide Receivers | Ryan Monday |
| Offensive Line | Brian Gabriel |
| Defensive Backs | Larry Zdilla |

In Depth

Offense

| | | |
|----|-----------|--|
| QB | 8 | Brendan Kennedy (6-3, 215, Jr.) |
| | 12 | Brian Boland (6-1, 210, So.) |
| FB | 34 | Aaron Suozzo (6-1, 225, Sr.) |
| | 36 | Charles Henry (5-11, 230, Fr.) |
| TB | 6 | Bobby Smith (6-1, 225, Sr.) |
| | 48 | Joe Migliore (5-9, 195, Sr.) |
| LT | 72 | Dan Iskra (6-3, 280, Sr.) |
| LG | 65 | Tom Mauro (6-2, 260, Jr.) |
| C | 68 | David Kircher (6-2, 250, So.) |
| RG | 79 | Jonathan Dunn (6-5, 320, So.) |
| RT | 78 | Matt Connolly (6-5, 250, So.) |
| TE | 34 | Aaron Suozzo (6-1, 225, Sr.) |
| | 82 | Patrick Codd (6-6, 230, So.) |
| WR | 3 | Billy Worfolk (5-9, 185, Sr.) |
| | 4 | Tim Hiltwine (5-8, 170, Jr.) |
| WR | 80 | Miles Austin (6-3, 220, Jr.) |
| | 37 | Brendan Mellen (6-1, 175, So.) |

Special Teams

| | | |
|----|-----------|---------------------------------------|
| PK | 11 | Steve Andriola (6-0, 190, Sr.) |
| | 26 | Mike Pizzulli (5-9, 190, Fr.) |
| P | 15 | Sean Dennis (5-10, 175, So.) |
| | 81 | Chris Stanley (6-3, 165, So.) |

Defense

| | | |
|----|-----------|--|
| DL | 71 | Brian Sweeney (6-2, 270, Jr.) |
| | 59 | Josh Costantino (6-2, 210, Sr.) |
| DL | 93 | Erik Yngstrom (6-2, 270, So.) |
| | 60 | Joel Sechler (6-1, 240, So.) |
| DL | 95 | Ed Ratyniak (6-0, 260, Sr.) |
| | 62 | Vinny Fonti (6-4, 240, So.) |
| DL | 96 | Jesse Orbach (6-2, 245, Jr.) |
| | 74 | Brian Sizelove (6-2, 240, Jr.) |
| LB | 47 | Dan Blazosky (6-2, 235, Sr.) |
| | 27 | Daniel Barber (6-0, 225, So.) |
| LB | 58 | Jay Ricciardi (6-1, 230, Sr.) |
| | 52 | Mike Nunziato (5-10, 210, So.) |
| LB | 45 | Mike Castellano (6-2, 235, So.) |
| | 98 | Josh Walter (5-11, 235, Jr.) |
| CB | 2 | Rob Lomoriello (6-0, 185, Sr.) |
| | 9 | Matt Martin (5-10, 205, Sr.) |
| S | 25 | Jeff Kolodziejczyk (5-10, 195, Sr.) |
| | 19 | Pete Galus (5-11, 205, Jr.) |
| S | 33 | Matt Hill (6-0, 210, So.) |
| | 20 | Don Kahler (5-11, 200, Jr.) |
| CB | 10 | David Jiles (5-9, 180, Jr.) |
| | 22 | Nick Castellano (5-10, 190, Jr.) |

| | | |
|----|----------|--------------------------------------|
| PR | 3 | Billy Worfolk (5-9, 185, Sr.) |
| | 7 | Rob Lutz (6-0, 200, So.) |
| KR | 4 | Tim Hiltwine (5-8, 170, Jr.) |

Monmouth

2003 Statistics



| RUSHING | G | Att | Gain | Loss | Net | Avg | TD | Long | Avg/G |
|----------------|----|-----|------|------|------|------|----|------|-------|
| Migliore, Joe | 11 | 169 | 710 | 38 | 672 | 4.0 | 4 | 67 | 61.1 |
| Smith, Bobby | 11 | 139 | 619 | 38 | 581 | 4.2 | 3 | 53 | 52.8 |
| James, Josh | 12 | 53 | 203 | 21 | 182 | 3.4 | 1 | 16 | 15.2 |
| Kennedy, B. | 8 | 37 | 129 | 56 | 73 | 2.0 | 0 | 19 | 9.1 |
| Williamson, A. | 7 | 19 | 72 | 14 | 58 | 3.1 | 0 | 23 | 8.3 |
| Lutz, Rob | 9 | 6 | 43 | 3 | 40 | 6.7 | 0 | 19 | 4.4 |
| Austin, Miles | 12 | 1 | 7 | 0 | 7 | 7.0 | 0 | 7 | 0.6 |
| Suozzo, Aaron | 12 | 1 | 1 | 0 | 1 | 1.0 | 0 | 1 | 0.1 |
| Scoras, Jeff | 1 | 2 | 2 | 1 | 1 | 0.5 | 0 | 2 | 1.0 |
| Carter, Walter | 8 | 1 | 0 | 0 | 0 | 0.0 | 0 | 0 | 0.0 |
| Hiltwine, Tim | 12 | 1 | 0 | 8 | -8 | -8.0 | 0 | 0 | -0.7 |
| Carriero, D. | 12 | 3 | 1 | 18 | -17 | -5.7 | 0 | 1 | -1.4 |
| Boland, Brian | 11 | 77 | 179 | 204 | -25 | -0.3 | 0 | 13 | -2.3 |
| Team | 9 | 13 | 0 | 51 | -51 | -3.9 | 0 | 0 | -5.7 |
| Total..... | 12 | 522 | 1966 | 452 | 1514 | 2.9 | 8 | 67 | 126.2 |
| Opponents..... | 12 | 405 | 1288 | 517 | 771 | 1.9 | 1 | 41 | 64.2 |

| PASSING | G | Pass Eff. | Att-Cmp-Int | Pct | Yds | TD | Lng | Avg/G |
|----------------|----|-----------|-------------|-------|------|----|-----|-------|
| Boland, Brian | 11 | 120.54 | 218-122-10 | 56.0 | 1482 | 11 | 46 | 134.7 |
| Kennedy, B. | 8 | 136.58 | 56-27-2 | 48.2 | 401 | 6 | 39 | 50.1 |
| Carriero, D. | 12 | 424.60 | 2-2-0 | 100.0 | 38 | 1 | 38 | 3.2 |
| Manton, Bruce | 3 | 133.60 | 1-1-0 | 100.0 | 4 | 0 | 4 | 1.3 |
| Total..... | 12 | 126.03 | 277-152-12 | 54.9 | 1925 | 18 | 46 | 160.4 |
| Opponents..... | 12 | 99.67 | 379-194-17 | 51.2 | 2160 | 11 | 97 | 180.0 |

| RECEIVING | G | No. | Yds | Avg | TD | Long | Avg/G |
|----------------|----|-----|------|------|----|------|-------|
| Austin, Miles | 12 | 44 | 796 | 18.1 | 12 | 42 | 66.3 |
| Hiltwine, Tim | 12 | 28 | 337 | 12.0 | 0 | 46 | 28.1 |
| Raspitzi, Pete | 11 | 24 | 274 | 11.4 | 3 | 27 | 24.9 |
| Lynn, Billy | 11 | 17 | 215 | 12.6 | 1 | 38 | 19.5 |
| Sosnovik, Matt | 11 | 9 | 75 | 8.3 | 0 | 14 | 6.8 |
| Worfolk, Billy | 12 | 8 | 69 | 8.6 | 0 | 21 | 5.8 |
| McClelland, M. | 11 | 7 | 78 | 11.1 | 1 | 24 | 7.1 |
| Carriero, D. | 12 | 5 | 28 | 5.6 | 0 | 15 | 2.3 |
| Migliore, Joe | 11 | 4 | 22 | 5.5 | 0 | 13 | 2.0 |
| Smith, Bobby | 11 | 2 | 15 | 7.5 | 1 | 10 | 1.4 |
| Lutz, Rob | 9 | 2 | 9 | 4.5 | 0 | 6 | 1.0 |
| Williamson, A. | 7 | 1 | 9 | 9.0 | 0 | 9 | 1.3 |
| Boland, Brian | 11 | 1 | -2 | -2.0 | 0 | 0 | -0.2 |
| Total..... | 12 | 152 | 1925 | 12.7 | 18 | 46 | 160.4 |
| Opponents..... | 12 | 194 | 2160 | 11.1 | 11 | 97 | 180.0 |

| TOTAL OFFENSE | G | Plays | Rush | Pass | Total | Avg/G |
|----------------|----|-------|------|------|-------|-------|
| Boland, Brian | 11 | 295 | -25 | 1482 | 1457 | 132.5 |
| Migliore, Joe | 11 | 169 | 672 | 0 | 672 | 61.1 |
| Smith, Bobby | 11 | 139 | 581 | 0 | 581 | 52.8 |
| Kennedy, B. | 8 | 93 | 73 | 401 | 474 | 59.2 |
| James, Josh | 12 | 53 | 182 | 0 | 182 | 15.2 |
| Williamson, A. | 7 | 19 | 58 | 0 | 58 | 8.3 |
| Lutz, Rob | 9 | 6 | 40 | 0 | 40 | 4.4 |
| Carriero, D. | 12 | 5 | -17 | 38 | 21 | 1.8 |
| Austin, Miles | 12 | 1 | 7 | 0 | 7 | 0.6 |
| Manton, Bruce | 3 | 1 | 0 | 4 | 4 | 1.3 |
| Scoras, Jeff | 1 | 2 | 1 | 0 | 1 | 1.0 |
| Suozzo, Aaron | 12 | 1 | 1 | 0 | 1 | 0.1 |
| Hiltwine, Tim | 12 | 1 | -8 | 0 | -8 | -0.7 |
| Team | 9 | 13 | -51 | 0 | -51 | -5.7 |
| Total..... | 12 | 799 | 1514 | 1925 | 3439 | 286.6 |
| Opponents..... | 12 | 784 | 771 | 2160 | 2931 | 244.2 |

| PUNT RETURNS | No. | Yds | Avg | TD | Long |
|----------------|-----|-----|------|----|------|
| Worfolk, Billy | 34 | 173 | 5.1 | 0 | 27 |
| Suozzo, Aaron | 1 | 18 | 18.0 | 0 | 0 |
| Hutchison, K. | 1 | 17 | 17.0 | 1 | 0 |
| Jiles, David | 1 | 0 | 0.0 | 0 | 0 |
| Total..... | 37 | 208 | 5.6 | 1 | 27 |
| Opponents..... | 39 | 324 | 8.3 | 1 | 90 |

| KICK RETURNS | No. | Yds | Avg | TD | Long |
|-----------------|-----|-----|------|----|------|
| Carriero, D. | 9 | 251 | 27.9 | 0 | 54 |
| Hiltwine, Tim | 7 | 172 | 24.6 | 0 | 48 |
| Lutz, Rob | 5 | 125 | 25.0 | 0 | 33 |
| Jiles, David | 2 | 28 | 14.0 | 0 | 21 |
| Raspitzi, Pete | 2 | 18 | 9.0 | 0 | 12 |
| Sentipal, Joe | 1 | 13 | 13.0 | 0 | 13 |
| Smith, Bobby | 1 | 7 | 7.0 | 0 | 7 |
| Lomoriello, Rob | 1 | 27 | 27.0 | 0 | 27 |
| Hill, Matt | 1 | 0 | 0.0 | 0 | 0 |
| Total..... | 29 | 641 | 22.1 | 0 | 54 |
| Opponents..... | 40 | 690 | 17.2 | 0 | 44 |

| PUNTING | No. | Yds | Avg | Long | TB | FC | LD | Blkd |
|----------------|-----|------|------|------|----|----|----|------|
| Dennis, Sean | 70 | 2913 | 41.6 | 84 | 13 | 1 | 14 | 3 |
| Team | 3 | 0 | 0.0 | 0 | 0 | 0 | 0 | 0 |
| Total..... | 73 | 2913 | 39.9 | 84 | 13 | 1 | 14 | 3 |
| Opponents..... | 86 | 2887 | 33.6 | 72 | 8 | 10 | 12 | 3 |



| SCORING | TD | FGs | Kick | Rush | Rcv | Pass | DXP | Saf | Points |
|-----------------|----|-------|-------|------|-----|------|-----|-----|--------|
| Austin, Miles | 12 | 0-0 | 0-0 | 0-0 | 0 | 0-0 | 0 | 0 | 72 |
| Andriola, Steve | 0 | 13-24 | 26-29 | 0-0 | 0 | 0-0 | 0 | 0 | 65 |
| Migliore, Joe | 4 | 0-0 | 0-0 | 0-0 | 0 | 0-0 | 0 | 0 | 24 |
| Smith, Bobby | 4 | 0-0 | 0-0 | 0-0 | 0 | 0-0 | 0 | 0 | 24 |
| Raspitzi, Pete | 3 | 0-0 | 0-0 | 0-0 | 0 | 0-0 | 0 | 0 | 18 |
| Hutchison, K. | 2 | 0-0 | 0-0 | 0-0 | 0 | 0-0 | 0 | 0 | 12 |
| Billups, Joe | 1 | 0-0 | 0-0 | 0-0 | 0 | 0-0 | 0 | 1 | 8 |
| James, Josh | 1 | 0-0 | 0-0 | 0-0 | 0 | 0-0 | 0 | 0 | 6 |
| Jiles, David | 1 | 0-0 | 0-0 | 0-0 | 0 | 0-0 | 0 | 0 | 6 |
| Lynn, Billy | 1 | 0-0 | 0-0 | 0-0 | 0 | 0-0 | 0 | 0 | 6 |
| McClelland, M. | 1 | 0-0 | 0-0 | 0-0 | 0 | 0-0 | 0 | 0 | 6 |
| Carriero, D. | 0 | 0-0 | 0-0 | 0-0 | 0 | 0-1 | 0 | 0 | 0 |
| Total..... | 30 | 13-24 | 26-29 | 0-0 | 0 | 0-1 | 0 | 1 | 247 |
| Opponents..... | 13 | 4-15 | 12-13 | 0-0 | 0 | 0-0 | 0 | 0 | 102 |

| FIELD GOALS | FGM-FGA | Pct | 01-19 | 20-29 | 30-39 | 40-49 | 50+ | Lg | Blk |
|-----------------|---------|------|-------|-------|-------|-------|-----|----|-----|
| Andriola, Steve | 13-24 | 54.2 | 1-1 | 4-7 | 3-5 | 5-10 | 0-1 | 49 | 2 |

| DEFENSE/LEADERS | GP | UT | AT | Total | ForLoss | No-Yards | Int-Yds | BrUp | QBH | Fumbles | FF | Blkd | Saf |
|-------------------|----|-----|-----|-------|---------|----------|---------|------|-----|---------|----|------|-----|
| Sentipal, Joe | 11 | 57 | 48 | 105 | 15.0-43 | 4-22 | 4-3 | 4 | . | 3-21 | 2 | . | . |
| Hutchison, K. | 12 | 38 | 36 | 74 | 7.0-27 | 4-19 | 2-50 | 8 | . | . | . | 1 | . |
| Billups, Joe | 12 | 46 | 21 | 67 | 3.0-5 | . | 3-104 | 6 | . | . | 1 | 1 | 1 |
| Blazosky, Dan | 12 | 36 | 30 | 66 | 6.5-20 | 1-4 | 1-23 | 3 | . | 1-0 | . | . | . |
| Lomoriello, Rob | 12 | 45 | 10 | 55 | 1.5-2 | . | 2-54 | 6 | . | . | . | . | . |
| Jiles, David | 12 | 41 | 10 | 51 | 2.5-5 | . | 3-26 | 15 | . | . | 1 | . | . |
| Hefferon, Sean | 12 | 30 | 19 | 49 | 17.0-58 | 8-36 | . | 1 | . | 1-0 | 2 | . | . |
| DeFalco, Mike | 12 | 23 | 23 | 46 | 20.0-64 | 10-45 | . | 1 | . | . | 2 | 1 | . |
| Williams, Fred | 11 | 25 | 18 | 43 | 8.5-22 | 3-11 | . | 1 | . | . | . | 1 | . |
| Pluta, Bob | 12 | 10 | 20 | 30 | 7.5-40 | 5-31 | . | . | . | 5-0 | . | 2 | . |
| Ratyniak, Ed | 11 | 8 | 11 | 19 | 4.5-12 | 3-8 | . | 1 | . | . | . | . | . |
| Castellano, N. | 6 | 10 | 6 | 16 | 3.5-5 | . | 2 | . | . | . | . | . | . |
| Orbach, Jesse | 9 | 7 | 9 | 16 | 3.5-21 | 2-16 | . | . | . | . | . | . | . |
| Kerr, Sean | 11 | 6 | 9 | 15 | 2.5-14 | 2-12 | . | 1 | . | 1-0 | . | . | . |
| Yngstrom, Erik | 11 | 11 | 2 | 13 | 9.0-53 | 8-51 | . | . | . | . | 3 | . | . |
| Addonizio, A. | 9 | 4 | 9 | 13 | 1.0-1 | . | . | . | . | . | . | . | . |
| James, Josh | 12 | 10 | 2 | 12 | . | . | . | . | . | . | 2 | . | . |
| Hill, Matt | 10 | 8 | 4 | 12 | . | . | . | . | . | . | . | . | . |
| Ricciardi, Jay | 9 | 9 | 2 | 11 | 1.5-10 | 1-5 | . | 1 | . | . | . | . | . |
| Kolodziejczyk, J. | 12 | 8 | 3 | 11 | . | . | . | 1 | . | 1-0 | . | . | . |
| Sweeney, Brian | 10 | 3 | 6 | 9 | . | . | 1-0 | . | . | . | 1 | . | . |
| Suozzo, Aaron | 12 | 5 | 3 | 8 | . | . | . | . | . | . | . | 1 | . |
| Costantino, J. | 6 | 4 | 3 | 7 | 1.0-7 | 1-7 | . | . | . | . | . | . | . |
| Hiltwine, Tim | 12 | 6 | . | 6 | . | . | . | . | . | . | . | . | . |
| Sizelove, Dan | 8 | 2 | 2 | 4 | . | . | . | . | . | . | . | . | . |
| Carter, Walter | 8 | 1 | 3 | 4 | . | . | . | . | . | . | . | . | . |
| McClelland, M. | 11 | 2 | 2 | 4 | . | . | . | . | . | . | . | . | . |
| Lutz, Rob | 9 | 3 | . | 3 | . | . | . | . | . | . | . | . | . |
| Smith, Bobby | 11 | 3 | . | 3 | . | . | . | . | . | . | . | . | . |
| Iskra, Dan | 9 | 2 | . | 2 | . | . | . | . | . | . | . | . | . |
| Migliore, Joe | 11 | 2 | . | 2 | . | . | . | . | . | . | . | . | . |
| Dennis, Sean | 12 | 2 | . | 2 | . | . | . | . | . | . | . | . | . |
| Frank, Chris | 7 | 1 | 1 | 2 | . | . | . | . | . | . | . | . | . |
| Raspitzi, Pete | 11 | 1 | . | 1 | . | . | . | . | . | . | . | . | . |
| Helfrey, Ed | 11 | 1 | . | 1 | . | . | . | . | . | . | . | . | . |
| Mastrangelo, E. | 2 | 1 | . | 1 | . | . | . | . | . | . | . | . | . |
| Galus, Pete | 3 | 1 | . | 1 | . | . | . | . | . | . | . | . | . |
| Martin, Matt | 2 | 1 | . | 1 | . | . | 1-25 | . | . | . | . | . | . |
| Team | 7 | . | . | . | . | . | . | . | . | . | . | 1 | . |
| Total..... | 12 | 473 | 312 | 785 | 115-409 | 48-270 | 17-285 | 51 | . | 12-21 | 14 | 8 | 1 |
| Opponents..... | 12 | . | . | . | . | 32-208 | 12-153 | 40 | 2 | 12-60 | 12 | 5 | . |

| INTERCEPTIONS | No. | Yds | Avg | TD | Long |
|-----------------|-----|-----|------|----|------|
| Sentipal, Joe | 4 | 3 | 0.8 | 0 | 2 |
| Billups, Joe | 3 | 104 | 34.7 | 1 | 95 |
| Jiles, David | 3 | 26 | 8.7 | 1 | 26 |
| Lomoriello, Rob | 2 | 54 | 27.0 | 0 | 54 |
| Hutchison, K. | 2 | 50 | 25.0 | 1 | 26 |
| Blazosky, Dan | 1 | 23 | 23.0 | 0 | 23 |
| Sweeney, Brian | 1 | 0 | 0.0 | 0 | 0 |
| Martin, Matt | 1 | 25 | 25.0 | 0 | 25 |
| Total..... | 17 | 285 | 16.8 | 3 | 95 |
| Opponents..... | 12 | 153 | 12.8 | 0 | 36 |

| TEAM STATISTICS | MU | OPP | TEAM STATISTICS | MU | OPP | TEAM STATISTICS | MU | OPP |
|----------------------|-------|------|----------------------|--------|--------|----------------------|--------|--------|
| SCORING | 247 | 102 | Average Per Catch | 12.7 | 11.1 | Average Per Punt | 39.9 | 33.6 |
| Points Per Game | 20.6 | 8.5 | Average Per Game | 160.4 | 180.0 | Net punt average | 35.5 | 31.2 |
| FIRST DOWNS | 182 | 152 | TDs Passing | 18 | 11 | TIME OF POSS/GAME | 31:39 | 28:17 |
| Rushing | 78 | 46 | TOTAL OFFENSE | 3439 | 2931 | 3RD-DOWN CONVERS | 66/191 | 47/187 |
| Passing | 84 | 94 | Total Plays | 799 | 784 | 3rd-Down Pct | 35% | 25% |
| Penalty | 20 | 12 | Average Per Play | 4.3 | 3.7 | 4TH-DOWN CONVERS | 5/15 | 8/28 |
| RUSHING YARDAGE | 1514 | 771 | Average Per Game | 286.6 | 244.2 | 4th-Down Pct | 33% | 29% |
| Yards gained rushing | 1966 | 1288 | KICK RET: #-YARDS | 29-641 | 40-690 | SACKS BY-YARDS | 48-270 | 32-208 |
| Yards lost rushing | 452 | 517 | PUNT RET: #-YARDS | 37-208 | 39-324 | MISC YARDS | 21 | 60 |
| Rushing Attempts | 522 | 405 | INT RETURNS: #-YARDS | 17-285 | 12-153 | TOUCHDOWNS SCORED | 30 | 13 |
| Average Per Rush | 2.9 | 1.9 | KICK RETURN AVERAGE | 22.1 | 17.2 | FIELD GOALS-ATTEMPTS | 13-24 | 4-15 |
| Average Per Game | 126.2 | 64.2 | PUNT RETURN AVERAGE | 5.6 | 8.3 | PAT-ATTEMPTS | 26-29 | 12-13 |

All The Facts



The only head coach in the history of football at Monmouth, Kevin Callahan has developed a winning tradition in West Long Branch.

In 11 seasons at the helm of the Hawks, Callahan has amassed a 59-49 record and his teams have captured Northeast Conference titles in three of the eight seasons the league has sponsored football. The Hawks have been rated among the top 10 in I-AA non-scholarship football in four of the last eight seasons. Along the way, Monmouth has been ranked among the top 20 in total offense on two occasions and in total defense four times. Meanwhile, numerous players have earned conference, regional and national honors.

Coach Callahan had his most successful season in 2003, as he led the Blue and White to its first-ever post-season action, a 12-10 loss to Duquesne in the ECAC Football Classic. Along the way, he coached Monmouth to the best start in school history (8-0) and the most wins in school annals (10-2). With the success, which included a share of the school's third league title, Callahan was named the NEC Coach of the Year for the second time in his career.

In 1998, Callahan was first recognized for his coaching excellence as he was tabbed the NEC Coach of the Year after leading the Hawks to their second NEC championship in three years. The team established over 30 new school records that season and featured one of the top offenses and defenses in Division I-AA.

Prior to accepting the head coaching position at Monmouth in August of 1992, Callahan served as assistant coach at Colgate University for eight seasons. While with the Red Raiders, Callahan served as assistant head coach and defensive coordinator, while tutoring the linebackers and secondary. He also coordinated recruiting efforts for Colgate.

Callahan coached 11 All-Patriot League players as the Raiders' defensive coordinator. Colgate allowed just 111.9 rushing yards per game in 1987 to rank ninth in the country. In 1990, CU was among the nation's leaders in total defense and set a team record for fewest total yards allowed in an 11-game season.

Callahan groomed his defensive coordinating skills at Wagner College from 1981 to 1983. During his three seasons with the Seahawks, Callahan served as defensive coordinator, linebackers coach and recruiting coordinator. In his three seasons at the Staten Island school, the Seahawks compiled a 25-4-2 record and were ranked in the top 10 in Division III each of his three seasons. In 1983, Wagner reached the quarterfinals of the Division III playoffs.

In 1980, Callahan served as an assistant coach under Frank Maloney at Syracuse University. He served as the assistant offensive backfield coach for the Orangemen.

A native of Elmira, NY, Callahan began his coaching career as a graduate assistant for three seasons at the University of Albany from 1977 to 1979. In 1977 he served as the Great Danes' offensive backfield coach as they advanced to the semifinals of the Division III playoffs. In 1978 and 1979, Callahan served as outside linebackers coach.

Callahan was a two-year standout on the playing field at the University of Rochester. He roamed the Yellowjackets' defensive backfield from 1975 to 1976. As a senior, Callahan was tabbed Rochester's Defensive Most Valuable Player and earned Associated Press Little All-America and ECAC All-East honors. He earned a bachelor's degree in history from Rochester in 1977.

Head Coach

Overall Record: 59-49/11 years
MU Record: 59-49/11 years



Alma Mater:
U. of Rochester '77

Kevin Callahan

HEAD COACHING EXPERIENCE:

- 1992- Monmouth University, West Long Branch, NJ
 - School's first and only head football coach - 59-49 in 11 years.
 - Named NEC Coach of the Year in 1998 and 2003
 - After 2-5 first year, guided Hawks to four straight winning seasons, including three straight seven-win campaigns.
 - Led 1996, 1998, 2003 teams to a share of NEC Championship
 - 2003 team ended the season the fourth ranked team in *Don Hansen's Football Gazette* Non-Scholarship I-AA poll.
 - 1995 club finished as fifth rated team in *Don Hansen's Football Gazette* Non-Scholarship I-AA poll.
 - 2003 team concluded the season as the #3 ranked team in the *Sports Network* I-AA Mid-Major poll

ASSISTANT COACHING EXPERIENCE:

- 1984-92 Colgate University, Hamilton, NY
 - Assistant Head Coach (1991); Defensive Coordinator, Linebackers, Recruiting Coordinator.
 - Coached 11 all-Patriot League players.
- 1981-84 Wagner College, Staten Island, NY
 - Defensive and Recruiting Coordinator, Linebackers coach.
 - Team went 25-4-2 and was ranked in Division III Top 10 in each of his three years.
- 1980 Syracuse University, Syracuse, NY
 - Worked as assistant offensive backfield coach.
- 1977-80 University at Albany, Albany, NY
 - Handled offensive backfield and outside linebackers.

PLAYING EXPERIENCE:

- 1973-76 University of Rochester, Rochester, NY
 - Defensive back; honorable-mention AP Little All-American and ECAC All-East pick.

EDUCATION:

- University of Rochester
 - Bachelor of Arts, 1977, History

PERSONAL:

- Wife - Ann Marie; two children - Kevin and Julia. Born
- Born February 18, 1955.



Kessler Field
West Long Branch, NJ

| NO. | NAME | POS | HT | WT | YR | HOMETOWN/HIGHSCHOOL |
|-----|--------------------|-------|------|-----|-------|---|
| 1 | Joe Serratelli | DB | 5-10 | 200 | Jr. | Jackson, NJ/Jackson Memorial (Siena) |
| 2 | Rob Lomoriello | DB | 6-0 | 185 | Sr. | Pompton Plains, NJ/Pequannock Township |
| 3 | Billy Worfolk | WR | 5-9 | 185 | 5-Sr. | Hillsdale, NJ/Pascack Valley |
| 4 | Tim Hiltwine | WR | 5-8 | 170 | Jr. | Hammononton, NJ/Hammononton |
| 5 | Dave Petruzzi | DB | 5-11 | 180 | Sr. | Hazlet, NJ/Raritan |
| 6 | Bobby Smith | RB | 6-1 | 225 | Sr. | Hopatcong, NJ/Hopatcong |
| 7 | Rob Lutz | RB | 6-0 | 200 | So. | New Cumberland, PA/Trinity |
| 8 | Brendan Kennedy | QB | 6-4 | 215 | Jr. | Lincroft, NJ/Middletown South |
| 9 | Matt Martin | DB | 5-10 | 205 | Sr. | Toms River, NJ/Toms River South |
| 10 | David Jiles | DB | 5-9 | 180 | Jr. | Paulsboro, NJ/Paulsboro |
| 11 | Steve Andriola | K | 6-0 | 190 | Sr. | Union, NJ/Union |
| 12 | Brian Boland | QB | 6-1 | 210 | So. | Brick, NJ/Brick Memorial |
| 13 | Josh James | RB | 5-8 | 190 | Jr. | Freehold, NJ/Freehold Boro |
| 14 | Brett Burke | QB | 5-11 | 180 | Fr. | Wall, NJ/Wall Township |
| 15 | Sean Dennis | P | 5-11 | 175 | So. | Westampton, NJ/Holy Cross |
| 16 | Mark Lines | WR | 6-2 | 190 | Fr. | South Windsor, CT/South Windsor |
| 17 | Jared McEvoy | QB | 5-11 | 170 | Fr. | Lehighton, PA/Lehighton Area |
| 18 | Neal Haynes | QB | 6-1 | 180 | Fr. | Marlboro, NJ/Marlboro |
| 19 | Walter Carter | RB | 6-0 | 225 | So. | Salem, NJ/Salem |
| 20 | Don Kahler | DB | 5-11 | 200 | Jr. | Bethlehem, PA/Wyoming |
| 21 | Nick Castellano | DB | 5-10 | 190 | Jr. | Jackson, NJ/Jackson Memorial |
| 22 | Bryan Bischoff | DB | 5-8 | 185 | So. | Succasunna, NJ/Roxbury |
| 23 | Brian Robinson | DB | 5-8 | 170 | Fr. | East Brunswick, NJ/East Brunswick |
| 24 | Cam Smith | DB | 5-8 | 170 | So. | Salem, NJ/Salem |
| 25 | Jeff Kolodziejczyk | DB | 5-10 | 195 | Sr. | Washington, NJ/Belvidere |
| 26 | Mike Pizzulli | K | 5-9 | 190 | Fr. | Oceanport, NJ/Red Bank Regional |
| 27 | Daniel Barber | LB | 6-0 | 225 | So. | Egg Harbor, NJ/Egg Harbor |
| 28 | Nick Schneider | DB | 5-11 | 170 | Fr. | Middlesex, NJ/Middlesex |
| 29 | Derek Bischoff | DB | 5-8 | 185 | So. | Succasunna, NJ/Roxbury |
| 30 | Chris Lajiness | DB | 6-0 | 175 | Fr. | Jamesburg, NJ/Monroe Township |
| 31 | Joe Hiltwine | WR | 5-8 | 175 | Fr. | Hammononton, NJ/Hammononton |
| 32 | Mike Nunziato | LB | 5-10 | 210 | So. | Carlstadt, NJ/Paramus Catholic |
| 33 | Matt Hill | DB | 6-0 | 210 | So. | Hopatcong, NJ/Hopatcong |
| 34 | Aaron Suozzo | TE/ | 6-1 | 225 | Sr. | Old Bridge, NJ/Old Bridge |
| 35 | Fred Weingart | K | 6-1 | 165 | Fr. | New Egypt, NJ/New Egypt |
| 36 | Charles Henry | FB/LB | 5-11 | 230 | Fr. | Toms River, NJ/Toms River North |
| 37 | Brendan Mellen | WR | 6-1 | 175 | So. | Easton, CT/Joel Barlow |
| 38 | Ayo Falae | DB | 6-0 | 190 | Fr. | Newark, NJ/Barringer |
| 39 | Brian Schober | K | 5-10 | 160 | Fr. | Glen Rock, NJ/Glen Rock |
| 40 | Lonzell Neal | RB | 5-8 | 175 | Fr. | Beachwood, NJ/Toms River South |
| 41 | Devon Byrd | DB | 6-2 | 210 | So. | Paterson, NJ/John F. Kennedy (Delaware State) |
| 42 | Nick Timpone | WR | 6-2 | 185 | Fr. | Hasbrouck Heights, NJ/Hasbrouck Heights |
| 43 | Chris Royer | WR | 6-1 | 185 | Fr. | Ridgefield, NJ/Ridgefield |
| 44 | Antwuan Williamson | RB | 6-0 | 205 | Jr. | Bowie, MD/McNamara |
| 45 | Mike Castellano | LB | 6-2 | 235 | So. | Freehold, NJ/Freehold Township (Villanova) |
| 47 | Dan Blazosky | LB | 6-2 | 235 | Sr. | Coaldale, PA/Panther Valley |
| 48 | Joe Migliore | RB | 5-9 | 195 | 5-Sr. | Jackson, NJ/Jackson Memorial |
| 49 | Chris Niland | WR | 6-0 | 180 | Fr. | Cresskill, NJ/Cresskill |
| 50 | Frank Mastrangelo | OL | 6-2 | 240 | Sr. | Sayreville, NJ/Sayreville War Memorial |
| 51 | Joel Sechler | DL | 6-1 | 240 | So. | Slatington, PA/Northern Lehigh |
| 52 | Justin Grubby | LB | 6-1 | 205 | Fr. | Mount Airy, MD/Linganore |
| 53 | Lawrence Hudson | LB | 5-11 | 215 | Fr. | Somers Point, NJ/Mainland Regional |
| 54 | Johnny Williams | LB | 6-0 | 205 | Fr. | Long Branch, NJ/Long Branch |
| 55 | Jordan Good | LB | 5-11 | 215 | Fr. | Bexley, Ohio/Bexley |
| 56 | T.J. Cerezo | LB | 6-0 | 210 | Fr. | Stanhope, NJ/Lenape Valley Regional |
| 57 | Marc Tomo | LB | 6-0 | 215 | So. | Ocean Township, NJ/Ocean Township |
| 58 | Jay Ricciardi | LB | 6-1 | 230 | Sr. | Old Bridge, NJ/St. John Vianney |
| 59 | Josh Costantino | DL | 6-2 | 210 | Sr. | Hope, NJ/Belvidere |
| 60 | Nick Castine | LB | 5-10 | 230 | So. | Hammononton, NJ/Hammononton |
| 61 | Justin Lattimore | OL | 6-5 | 275 | Fr. | Morris Plains, NJ/Morristown |
| 62 | Vinny Fonti | DL | 6-4 | 240 | So. | Bayonne, NJ/Bayonne |
| 63 | Chris Sapienza | OL | 6-1 | 250 | So. | Holmdel, NJ/Holmdel |
| 64 | Billy Landry | OL | 6-1 | 275 | Fr. | Browns Mills, NJ/Pemberton Township |
| 65 | Tom Mauro | OL | 6-2 | 260 | Jr. | Middletown, NJ/Middletown South |
| 66 | Bob Skellenger | OL | 6-1 | 255 | So. | Ocean City, NJ/Ocean City |
| 67 | Jeremy Mercer | OL | 6-4 | 230 | Fr. | Leonardo, NJ/Middletown South |
| 68 | David Kircher | OL | 6-2 | 250 | So. | Manasquan, NJ/Manasquan |
| 70 | Anthony Imperiale | DL | 6-5 | 235 | Fr. | Marlboro, NJ/Marlboro |
| 71 | Brian Sweeney | DL | 6-2 | 270 | Jr. | Marlton, NJ/Cherokee |
| 72 | Dan Iskra | OL | 6-3 | 280 | 5-Sr. | Middlesex, NJ/Middlesex |
| 73 | Chris Keller | OL | 6-2 | 300 | Fr. | Sea Girt, NJ/Manasquan |
| 74 | Dan Sizelove | DL | 6-2 | 240 | Jr. | Brick, NJ/Brick Township |
| 75 | John Castoro | OL | 6-3 | 275 | Jr. | Lincroft, NJ/Middletown South (Maine) |
| 76 | Dan Brockman | DL | 6-5 | 265 | Fr. | Galloway, NJ/Absegami |
| 77 | Nick LoCastro | OL | 6-6 | 265 | Fr. | Wenonah, NJ/Gateway Regional |
| 78 | Matt Connolly | OL | 6-5 | 250 | So. | Hewitt, NJ/West Milford Township |
| 79 | Jonathan Dunn | OL | 6-5 | 320 | So. | Blackwood, NJ/Washington Township |
| 80 | Miles Austin | WR | 6-3 | 220 | Jr. | Garfield, NJ/Garfield |

Monmouth

2004 Roster



| NO. | NAME | POS | HT | WT | YR | HOMETOWN/HIGHSCHOOL |
|-----|--------------------|------|------|-----|-------|---|
| 81 | Chris Stanley | WR/P | 6-3 | 165 | So. | River Vale, NJ/Pascack Valley |
| 82 | Brian Frech | TE | 6-4 | 240 | Fr. | West Long Branch, NJ/Shore Regional |
| 83 | Justin Jurkowski | WR | 6-1 | 195 | So. | Manville, NJ/Manville |
| 84 | Michael McClelland | WR | 6-1 | 205 | Jr. | Lincroft, NJ/Middletown South |
| 85 | John Nalbene | TE | 6-4 | 225 | Fr. | Lawrenceville, NJ/Lawrence |
| 86 | Pat Codd | TE | 6-6 | 230 | So. | Holmdel, NJ/Holmdel |
| 87 | Shane Sharpley | WR | 6-5 | 220 | Fr. | Oakridge, NJ/West Milford Township (SUNY Morrisville) |
| 88 | Adam San Miguel | WR | 5-10 | 170 | So. | North Bergen, NJ/St. Peter's Prep |
| 90 | Chris Reed | DL | 6-2 | 240 | Fr. | Stewartstown, PA/York Catholic |
| 91 | Tyler Vanderbeck | DL | 6-1 | 285 | Fr. | Glen Rock, NJ/Glen Rock |
| 92 | John Brothman | DL | 6-2 | 250 | So. | Hammononton, NJ/Hammononton (Dean JC) |
| 93 | Erik Yngstrom | DL | 6-2 | 270 | So. | Freehold, NJ/Freehold Township |
| 94 | Matt Sosnovik | TE | 6-4 | 250 | 5-Sr. | Belvidere, NJ/Belvidere |
| 95 | Ed Ratyniak | DL | 6-0 | 260 | Sr. | Bayonne, NJ/St. Peter's Prep |
| 96 | Jesse Orbach | DL | 6-2 | 245 | Jr. | Hazlet, NJ/Raritan |
| 98 | Josh Walter | LB | 5-11 | 235 | Jr. | West Milford, NJ/West Milford |
| 97 | Ed Davies | DL | 6-2 | 240 | So. | Lindenwood, NJ/Lindenwood (Charleston (WV)) |
| 99 | Anthony Addonizio | LB | 6-2 | 235 | Jr. | Holmdel, NJ/Holmdel |
| | Patrick Brandefine | OL | 6-3 | 290 | Fr. | Manalapan, NJ/Manalapan |
| | Pat Cahill | RB | 6-0 | 190 | Fr. | Lambertville, NJ/Immaculata |
| | Mark Driscoll | OL | 6-4 | 240 | Fr. | Avon-by-the-Sea, NJ/Red Bank Catholic |
| | John Impagliazzo | DB | 5-11 | 185 | Fr. | Somers Point, NJ/Mainland Regional |
| | Chris Kiley | WR | 5-10 | 175 | Fr. | Point Pleasant, NJ/Point Pleasant Borough |
| | Mike Selimo | RB | 6-1 | 230 | So. | Boonton, NJ/Mountain Lakes |
| | Aaron Shaw | DB | 6-0 | 200 | So. | Eatontown, NJ/Monmouth Regional (Lafayette) |
| | Alan Tucker | WR | 6-0 | 170 | Fr. | Somerset, NJ/Franklin |
| | Dana Webster | DB | 5-10 | 185 | Jr. | Oakhurst, NJ/Ocean Township (Delaware State) |

Brian Boland
Sophomore Quarterback



Monmouth

Record Book



| | | | |
|----------------------------|---------------|-----------------|----------------|
| Rushing Attempts | Record | Opponent | Date |
| Game: Chris Reed | 34 | Dayton | 9/5/98 |
| Season: Chris Reed | 208 | | 1998 |
| Career: Matt Merklinger | 501 | | 1998-01 |
| Team Game: Matt Merklinger | 56 | La Salle | 9/12/97 |
| Team Season: | 419 | | 1998 |
| Rushing Yards | Record | Opponent | Date |
| Game: Jim Varick | 228 | Sacred Heart | 10/29/94 |
| Season: Chris Reed | 1,166 | | 1998 |
| Career: Chris Reed | 2,239 | | 1994-95, 97-98 |
| Team Game: Chris Reed | 417 | La Salle | 9/20/97 |
| Team Season: | 1,919 | | 1998 |
| Rushing TDs | Record | Opponent | Date |
| Game: Chris Reed | 5 | La Salle | 10/3/98 |
| Longest: Jim Varick | 99 yards | Sacred Heart | 10/29/94 |
| Season: Chris Reed | 21 | | 1998 |
| Career: Chris Reed | 30 | | 1994-95, 97-98 |
| Team Game: Chris Reed | 6 | Sacred Heart | 10/31/98 |
| Team Season: | 26 | | 1998 |
| Receptions | Record | Opponent | Date |
| Game: Anthony Galella | 12 | Towson | 9/12/98 |
| Season: Anthony Galella | 61 | | 1998 |
| Career: William Holder | 114 | | 1993, 1995-97 |
| Team Game: William Holder | 28 | So. Connecticut | 9/7/96 |
| Team Season: | 180 | St. Peter's | 10/2/93 |
| | | | 1995 |
| Receiving Yards | Record | Opponent | Date |
| Game: Anthony Galella | 179 | Towson | 9/12/98 |
| Season: Anthony Galella | 1,044 | | 1998 |
| Career: William Holder | 2,173 | | 1993, 1995-97 |
| Team Game: William Holder | 418 | St. Peter's | 10/2/93 |
| Team Season: | 2,377 | | 1998 |
| Receiving TDs | Record | Opponent | Date |
| Game: Miles Austin | 3 | Wagner | 10/11/03 |
| Longest: Joe Migliore | 90 yards | Morgan State | 9/21/02 |
| Season: Miles Austin | 11 | | 2003 |
| Career: William Holder | 21 | | 1993, 1995-97 |
| Team Game: William Holder | 5 | St. Peter's | 10/2/93 |
| Team Season: | 17 | | 1995 |
| Passing Attempts | Record | Opponent | Date |
| Game: Dan Sabella | 54 | So. Connecticut | 9/7/96 |
| Season: Dan Sabella | 303 | | 1995 |
| Career: Dan Sabella | 868 | | 1994-97 |
| Team Game: Dan Sabella | 54 | Southern CT | 9/7/96 |
| Team Season: | 356 | | 1999 |
| Completions | Record | Opponent | Date |
| Game: Doug Rossback | 28 | St. Peter's | 10/2/93 |
| Season: Dan Sabella | 175 | | 1995 |
| Career: Dan Sabella | 500 | | 1994-97 |
| Team Game: Dan Sabella | 28 | So. Connecticut | 9/7/96 |
| Team Season: | 180 | St. Peter's | 10/2/93 |
| | | | 1999 |
| Touchdown Passes | Record | Opponent | Date |
| Game: Doug Rossback | 5 | St. Peter's | 10/2/93 |
| Longest: Bill Rankin | 90 yards | Morgan State | 9/21/02 |
| Season: Dan Sabella | 18 | | 1995 |
| Career: Dan Sabella | 52 | | 1994-97 |
| Team Game: Dan Sabella | 5 | St. Peter's | 10/2/93 |
| Team Season: | 18 | | 1995 |
| Passing Yardage | Record | Opponent | Date |
| Game: Doug Rossback | 418 | St. Peter's | 10/2/93 |
| Season: John DiPasquale | 2,299 | | 1998 |
| Career: Dan Sabella | 6,229 | | 1994-97 |
| Team Game: Dan Sabella | 418 | St. Peter's | 10/2/93 |
| Team Season: | 2,377 | | 1998 |
| Touchdowns | Record | Opponent | Date |
| Game: Chris Reed | 5 | La Salle | 10/3/98 |
| Season: Chris Reed | 22 | | 1998 |
| Career: Matt Merklinger | 35 | | 1998-01 |
| Team Game: Chris Reed | 35 | | 1994-95, 97-98 |
| Team Season: | 8 | Sacred Heart | 10/31/98 |
| | 42 | | 1998 |

| | | | |
|-----------------------------|--------------------|------------------|----------------|
| Points | Record | Opponent | Date |
| Game: Chris Reed | 30 | La Salle | 10/3/98 |
| Season: Chris Reed | 132 | | 1998 |
| Career: Matt Merklinger | 210 | | 1998-01 |
| Chris Reed | 210 | | 1994-95, 97-98 |
| Team Game: Chris Reed | 57 | Sacred Heart | 10/31/98 |
| Team Season: | 303 | | 1998 |
| All-Purpose Yards | Record | Opponent | Date |
| Game: Chris Reed | 247 | Wagner | 11/7/98 |
| Season: Chris Reed | 1,591 | | 1994-95, 97-98 |
| Career: Chris Reed | 3,457 | | 1994-95, 97-98 |
| Total Yards | Record | Opponent | Date |
| Team Game: | 659 | St. John's | 9/23/95 |
| Team Season: | 4,296 | | 1998 |
| Extra Points | Record | Opponent | Date |
| Game: Joey Stout | 7 | Sacred Heart | 10/31/98 |
| Jeff Varcadipane | 7 | Wagner | 11/7/97 |
| Season: Joey Stout | 30 | | 1998 |
| Career: Joey Stout | 30 | | 1998 |
| Team Game: | | Sacred Heart | 10/31/98 |
| Team Season: | 33 | | 1998 |
| Field Goals | Record | Opponent | Date |
| Game: Chris Mandell | 3 | Sacred Heart | 10/30/99 |
| Longest: Steve Andriola | 49 yards | Cent. CT St. | 11/1/03 |
| Season: Steve Andriola | 13 | | 2003 |
| Career: Chris Mandell | 18 | | 1998-00 |
| Team Game: | 3 | Sacred Heart | 10/30/99 |
| Team Season: | 12 | | 1999 |
| Kickoff Return Yards | Record | Opponent | Date |
| Longest: Jay Roach | 93 yards | Wagner | 9/8/01 |
| Kevin Francis | 93 yards | Mercyhurst | 10/5/96 |
| Punt Return Yards | Record | Opponent | Date |
| Longest: Kevin Faulkner | 86 yards | Robert Morris | 9/28/02 |
| Punts | Record | Opponent | Date |
| Longest: Sean Dennis | 84 yards | Cent. CT St. | 11/1/03 |
| Interceptions | Record | Opponent | Date |
| Game: David Jiles | 2 | La Salle | 10/25/03 |
| Aaron Edwards | 2 | C.W. Post | 10/9/99 |
| Stacy Dixon | 2 (twice) | Cent. CT St. | 11/11/95 |
| Longest: Aaron Edwards | 92 yards | Towson | 10/27/01 |
| Season: Stacy Dixon | 5 | | 1995 |
| Career: Vinnie Sasso | 11 | | 1994-97 |
| Team Game: | 3 | Sacred Heart | 10/29/94 |
| | 3 | Stonehill | 9/11/93 |
| Team Season: | 14 | | 1994 |
| Tackles | Record | Opponent | Date |
| Game: Aaron Edwards | 23 | Albany | 11/3/01 |
| Season: Aaron Edwards | 114 | | 2001 |
| Career: John Schultzel | 353 | | 1997-01 |
| Team Game: | NA | | |
| Team Season: | 806 | | 2000 |
| Fumble Recoveries | Record | Opponent | Date |
| Game: | 1 (numerous times) | | |
| Season: Joe Sentipal | 4 | | 2000 |
| Steve Covello | 4 | | 1994 |
| Career: Steve Covello | 5 | | 1994-97 |
| Joe Little | 5 | | 1993-96 |
| Team Game: | 4 | Mercyhurst | 10/7/95 |
| Team Season: | 15 | | 1996 |
| Sacks | Record | Opponent | Date |
| Game: Erik Yngstrom | 4 | Iona | 10/4/03 |
| Season: Joe Sentipal | 15.5 | | 2000 |
| Career: Jason Gmitter | 25.5 | | 1994-97 |
| Team Game: | 11 | St. John's | 11/10/00 |
| | 11 | St. Francis (PA) | 10/14/00 |
| Team Season: | 59 | | 2000 |



Robert Morris University Colonials

Coach Joe Walton returns a talented corps of players on both sides of the ball. Can the Colonials return to NEC supremacy?

The Robert Morris University football team enters its second decade as an intercollegiate football program in 2004 with the lone goal its had from the beginning: winning championships. To that end, while the goal remains the same, so does the preparation for each season.

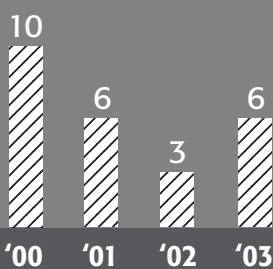
In 2004, the Colonials return 14 starters from a 2003 club that finished with an overall record of 6-4, including 4-3 in Northeast Conference action. Of those 14 starters, six return on both the offensive and defensive sides of the ball.

Looking for a point of emphasis for the Colonials in 2004? Look no further than the offensive line and quarterback positions. Stability at those spots will be key for Robert Morris in 2004 if it hopes to challenge for another NEC crown.

Vince Romo and Clifton Jean-Jacques, both seniors, will lead the offensive line in 2004. Jean-Jacques enters his third season as the starting left guard, while Romo played well down the stretch of the 2003 campaign at center after transferring from Citrus Junior College in California. Gus Alonso, a sophomore, impressed the coaching staff in 2003 in just his first year with the club, starting the first five games before going down with a season-ending injury.

The incumbent starting quarterback is senior Shaun Abkarian, also a transfer from Citrus. He played sporadically as a junior in 2003 but has become more comfortable in the offensive system thanks to a solid spring. The Colonials will also look at a few freshman in training camp, including Jordan Potter and Bill Theobald. Regardless, the Colonials will be bolstered by assistant coach Rich Demaio, a four-year member of the Colonials who threw for a school record 444 yards in his final collegiate game and who will coach the

Four-Year Wins Trend



quarterbacks in 2004.

One area Robert Morris is deep at is wide receiver, which puts more emphasis on a quarterback stepping up in 2004. Returning as the starting split end is senior Dante Settles, who finished with 24 catches for 343 yards in 2003. Senior Tyjuan Massey also returns. He moves into the starting flanker position after leading the team in receiving yards (457) while finishing second on the squad in receptions (30) last year.

The Colonials also have depth at the wide receiver position thanks to senior Rob Meyer, who will back up Settles at split end and had an impressive spring. Adding to that depth is senior tight end Rupert Rickards, a converted receiver who led RMU in receptions in 2003 with 33 and finished second

on the team in receiving yardage (415). Robert Morris, which often features a two tight end set, will also look to fill the void left by Rob Quaranta, an able blocking tight end for the Colonials in past seasons.

A hole Robert Morris will have to fill in 2004 is at tailback, as Sam Dorsett departs the program as the school's all-time leading rusher. Junior Devin Wilson, who saw most of the time as Dorsett's backup in 2003, looks to fill the starting role. "Bucks like Sammy don't come around too often, but Devin has worked hard and improved each year," Walton said. "I'm comfortable with him in the position, and as long as he continues to improve he's going to be a good football player."

Returning as the starting fullback is sophomore Moises Hernandez, who despite limited carries in 2003 finished with four touchdowns, including a pair each rushing and receiving. An able blocker and adept at catching the ball out of the backfield, Hernandez will team with junior Vince Magnone at the position in 2004. Magnone missed the 2003 season due to injury.

One only has to be familiar with Robert Morris over the past couple of seasons to be aware of the program's current trio of linebackers in seniors Jonathan LeDonne, Justin Marino and James Noel, a cornerstone group that has led the defense in more ways than one.


Noel was named the Northeast Conference Defensive Rookie

of the Year in 2002 and proved that season was no fluke in 2003 by leading the team with 107 tackles, one takedown short of the single-season school record he tied in 2002. LeDonne added 67 tackles last season, while Justin Marino chipped in with 47 stops.

While the Colonials will be strong at linebacker, there is high hopes for the defensive line, which will be led by junior Jason Forrest and senior Babafemi Odumeru in 2004. Forrest, considered by Walton to be a pro prospect, finished with 53 tackles in 2003, including a team best 13 takedowns for a loss. Odumeru established himself last season with 43 tackles, including a team-high five sacks. Michael Crandle and Victor Silva will contribute, as well.

Robert Morris will have a few holes to plug in the secondary with the graduation of Robb Butler, Vladimir St. Surin and Josh Weight, but there are quality players to fill the voids. Sophomore Mike Niklos returns as the lone starter at left corner, and he led the NEC with six interceptions last season, including a pair he returned for touchdowns. For those efforts he was named the league's defensive rookie of the year. The Colonials will also get a boost from the return of senior Josh Marino, who missed last season due to injury. He returns to the starting weak safety position.

Returning as the starting placekicker in 2004 is sophomore Nathan DiLorenzo, who gave the Colonials a boost early in the 2003 campaign and grew into the position. Junior Michael Schlaepfer enters his third season as the starting punter in 2004 after averaging 33.2 yards per punt last year.



Tyjuan Massey
Senior Wide Receiver

2004 schedule

| Date | Opponent | Time |
|-------|----------------------------|----------|
| 9/4 | Buffalo State | 1:30 pm |
| 9/11 | Duquesne | 1:30 pm |
| 9/18 | Monmouth | 1:30 pm |
| 9/25 | at St. Francis (PA) | 1:00 pm |
| 10/2 | at Stony Brook | 12:30 pm |
| 10/9 | Central CT St. | 1:30 pm |
| 10/16 | Dayton | 1:30 pm |
| 10/23 | at Wagner | 1:00 pm |
| 10/30 | St. Peter's | 1:30 pm |
| 11/6 | Albany | 1:30 pm |
| 11/13 | at Sacred Heart | 1:00 pm |

NEC Games in **Bold**

2003 results

| Date | Opponent | Score |
|-------|--------------------------|---------|
| 9/6 | at Buffalo State | W 33-23 |
| 9/13 | at Monmouth | L 10-17 |
| 9/20 | at St. Peter's | W 31-24 |
| 9/27 | St. Francis (PA) | W 36-6 |
| 10/4 | Stony Brook | W 23-20 |
| 10/11 | at Central CT St. | W 27-17 |
| 10/18 | Sacred Heart | L 20-24 |
| 10/25 | Wagner | W 31-28 |
| 11/8 | at Albany | L 7-27 |
| 11/15 | at Duquesne | L 28-33 |

NEC Games in **Bold**

all-time records



RMU vs. the NEC

| Opponent | Record |
|------------------|--------|
| Albany | 3-2 |
| CCSU | 10-0 |
| Monmouth | 6-3 |
| Sacred Heart | 3-3 |
| St. Francis (PA) | 8-1-1 |
| Stony Brook | 4-1 |
| Wagner | 7-3 |

| Year | Record |
|------|--------|
| 1994 | 7-1-1 |
| 1995 | 6-4 |

| Year | Record | NEC |
|------|--------|-----|
| 1996 | 9-2 | 3-1 |
| 1997 | 8-3 | 4-0 |
| 1998 | 4-6 | 4-1 |
| 1999 | 8-2 | 7-0 |
| 2000 | 10-0 | 8-0 |
| 2001 | 6-3 | 6-1 |
| 2002 | 3-7 | 2-5 |
| 2003 | 6-4 | 4-3 |

Overall Record: 67-32-1
NEC Record: 38-11

The Quickies the little things you might want to know

General Information

| | |
|-------------------------|-------------------------|
| Location: | Moon Township, PA |
| Founded: | 1921 |
| Enrollment: | 4,800 |
| Nickname: | Colonials |
| Colors: | Blue and White |
| President: | Dr. Edward A. Nicholson |
| Faculty Representative: | Dr. Scott Branvold |
| Athletic Director: | Dr. Susan Hofacre |
| SWA: | Addie Muti |
| Home Field/Capacity: | Moon Stadium/7,000 |
| Athletic Phone: | (412) 262-8295 |

Football Information

| | |
|-------------------------------|----------------|
| Head Coach: | Joe Walton |
| Overall Record/Years: | 67-32-1/10 |
| Record at RMU/Years: | 67-32-1/10 |
| Inaugural Football Season: | 1994 |
| 2003 Record: | 6-4 |
| NEC Record/Place: | 4-3/Tie-6th |
| Offensive System: | Pro Style |
| Defensive System: | Multiple |
| Off. Starters Returning/Lost: | 7/4 |
| Def. Starters Returning/Lost: | 6/5 |
| Football Office Phone: | (412) 262-8296 |

Sports Information

| | |
|------------------------------|-------------------|
| Sports Information Director: | Jim Duzyk |
| SID Phone: | (412) 262-8314 |
| SID Fax Line: | (412) 262-8557 |
| SID Cell Phone: | (412) 498-8359 |
| SID e-mail Address: | duzyk@rmu.edu |
| Press Box Phone: | (412) 264-6202 |
| Athletic Hotline Phone: | (412) 299-2043 |
| Website Address: | rmu.edu/athletics |

Coaching Staff

| | |
|-------------------------------|----------------|
| Assistant Head Coach/ | Dan Radakovich |
| Defensive Coordinator | Scott Farison |
| Linebackers/Specials Teams | John Banaszak |
| Defensive Line | Eric Meek |
| Running Backs | Bob Morris |
| Receivers/Asst. Special Teams | Kevin Wacchaus |
| Tight Ends/Offensive Line | John Meerdo |
| Offensive Line | Joe Lamenza |
| Defensive Backs | Matt Grayson |
| Asst. Defensive Line | Rich Demaio |
| Quarterbacks | |

In Depth

Offense

| | | |
|----|-----------|---|
| QB | 7 | Shaun Abkarian (6-3, 215, Sr.) |
| | 11 | Jason Davis (6-1, 180, So.) |
| FB | 41 | Moises Hernandez (6-0, 220, So.) |
| | 42 | Vince Magnone (5-8, 215, Jr.) |
| TB | 27 | Devin Wilson (6-0, 205, Jr.) |
| | 24 | Jajonelle DeJarnette (6-3, 220, Sr.) |
| LT | 74 | Andre Sanders (6-2, 260, Jr.) |
| | 71 | Joel Travitz (6-3, 260, Jr.) |
| LG | 63 | Clifton Jean-Jacques (6-0, 275, Sr.) |
| | 59 | Greg Harteis (6-2, 245, Sr.) |
| C | 53 | Vincent Romo (6-2, 300, Sr.) |
| | 50 | Chase Benjamin (6-3, 265, So.) |
| RG | 59 | Greg Harteis (6-2, 245, Sr.) |
| | 62 | John Beighel (6-2, 240, So.) |
| RT | 79 | Gus Alonso (6-2, 270, So.) |
| | 50 | Chase Benjamin (6-3, 265, So.) |
| TE | 5 | Rupert Rickards (6-2, 210, Sr.) |
| | 30 | Stuart Ayers (6-0, 215, So.) |
| WR | 28 | Dante Settles (5-7, 185, Sr.) |
| | 80 | Robert Meyer (6-0, 190, Sr.) |
| WR | 83 | Tyjuan Massey (5-11, 180, Sr.) |
| | 81 | Antonio Humphrey (6-3, 165, Sr.) |

Defense

| | | |
|----|-----------|---|
| DL | 90 | Michael Crandle (6-4, 220, Sr.) |
| | 35 | Victor Silva (6-0, 230, Sr.) |
| DL | 99 | Jason Forrest (6-2, 290, Jr.) |
| | 78 | Justin Amendola (6-3, 235, Jr.) |
| DL | 61 | Babafemi Obumeru (6-1, 270, Sr.) |
| | 66 | Colyn Haugh (5-10, 240, So.) |
| DL | 65 | Ray Gensler (6-0, 220, So.) |
| | 57 | Rinaldo Policicchio (6-3, 215, Jr.) |
| LB | 8 | Jonathan LeDonne (6-1, 215, Sr.) |
| | 52 | Chris Williams (5-11, 230, So.) |
| LB | 48 | James Noel (6-0, 225, Sr.) |
| | 56 | Frank Jupin (6-0, 200, So.) |
| LB | 13 | Justin Marino (6-1, 210, Sr.) |
| | 58 | Louis St. Felix (6-1, 220, Jr.) |
| CB | 29 | Nelson Walker (5-10, 180, Sr.) |
| | 22 | Michael Gehlmann (6-1, 210, Jr.) |
| SS | 32 | Jeff Rommes (6-0, 200, So.) |
| | 36 | Jake Nulph (6-2, 195, Sr.) |
| WS | 21 | Josh Marino (6-1, 185, Sr.) |
| | 33 | Brian Pruitt (6-1, 185, So.) |
| CB | 20 | Mike Niklos (5-10, 170, So.) |
| | 34 | Josh O'Bannon (6-0, 170, So.) |

Special Teams

| | | |
|----|-----------|--|
| PK | 17 | Nathan DiLorenzo (5-11, 185, So.) |
| | 14 | Jason Bennett (5-9, 185, Sr.) |
| P | 43 | Mike Schlaepher (5-11, 195, Jr.) |
| | 14 | Jason Bennett (5-9, 185, Sr.) |
| PR | 28 | Dante Settles (5-7, 185, Sr.) |
| KR | 83 | Tyjuan Massey (5-11, 180, Sr.) |
| | 28 | Dante Settles (5-7, 185, Sr.) |

Robert Morris

2003 Statistics



| RUSHING | G | Att | Gain | Loss | Net | Avg | TD | Long | Avg/G |
|------------------|----|-----|------|------|------|------|----|------|-------|
| Dorsett, Sam | 10 | 228 | 1130 | 66 | 1064 | 4.7 | 6 | 77 | 106.4 |
| Wilson, Devin | 10 | 37 | 185 | 9 | 176 | 4.8 | 1 | 26 | 17.6 |
| DeJarnette, J. | 4 | 13 | 89 | 3 | 86 | 6.6 | 0 | 35 | 21.5 |
| Hernandez, M. | 10 | 29 | 94 | 20 | 74 | 2.6 | 2 | 9 | 7.4 |
| Settles, Dante | 10 | 3 | 42 | 7 | 35 | 11.7 | 0 | 10 | 3.5 |
| Massey, Tyjuan | 10 | 3 | 26 | 8 | 18 | 6.0 | 0 | 13 | 1.8 |
| Drakeford, Kevin | 4 | 7 | 18 | 3 | 15 | 2.1 | 0 | 5 | 3.8 |
| Horting, Nic | 8 | 2 | 3 | 0 | 3 | 1.5 | 0 | 2 | 0.4 |
| Akintimehin, V. | 1 | 1 | 1 | 0 | 1 | 1.0 | 0 | 1 | 1.0 |
| St. Surin, Vlad | 10 | 1 | 0 | 0 | 0 | 0.0 | 0 | 0 | 0.0 |
| Abkarian, Shaun | 3 | 7 | 9 | 16 | -7 | -1.0 | 0 | 4 | -2.3 |
| Team | 6 | 6 | 0 | 11 | -11 | -1.8 | 0 | 0 | -1.8 |
| Demaio, Rich | 8 | 6 | 8 | 20 | -12 | -2.0 | 0 | 6 | -1.5 |
| Geyer, Drew | 9 | 64 | 43 | 302 | -259 | -4.0 | 3 | 7 | -28.8 |
| Total..... | 10 | 407 | 1648 | 465 | 1183 | 2.9 | 12 | 77 | 118.3 |
| Opponents..... | 10 | 386 | 1532 | 371 | 1161 | 3.0 | 10 | 44 | 116.1 |

| PASSING | G | Pass Eff. | Att-Cmp-Int | Pct | Yds | TD | Lng | Avg/G |
|-----------------|----|-----------|-------------|------|------|----|-----|-------|
| Geyer, Drew | 9 | 126.36 | 193-101-6 | 52.3 | 1451 | 10 | 75 | 161.2 |
| Demaio, Rich | 8 | 162.31 | 58-42-3 | 72.4 | 535 | 4 | 55 | 66.9 |
| Abkarian, Shaun | 3 | 49.73 | 15-4-1 | 26.7 | 65 | 0 | 34 | 21.7 |
| Team | 6 | 0.00 | 2-0-0 | 0.0 | 0 | 0 | 0 | 0.0 |
| Dorsett, Sam | 10 | 282.20 | 2-1-0 | 50.0 | 16 | 1 | 16 | 1.6 |
| Total..... | 10 | 130.05 | 270-148-10 | 54.8 | 2067 | 15 | 75 | 206.7 |
| Opponents..... | 10 | 123.56 | 232-123-16 | 53.0 | 1740 | 15 | 83 | 174.0 |

| RECEIVING | G | No. | Yds | Avg | TD | Long | Avg/G |
|------------------|----|-----|------|------|----|------|-------|
| Rickards, Rupert | 10 | 33 | 415 | 12.6 | 3 | 36 | 41.5 |
| Massey, Tyjuan | 10 | 30 | 457 | 15.2 | 4 | 71 | 45.7 |
| Settles, Dante | 10 | 24 | 343 | 14.3 | 3 | 55 | 34.3 |
| Daldo, Ricky | 9 | 18 | 375 | 20.8 | 3 | 75 | 41.7 |
| Hernandez, M. | 10 | 14 | 180 | 12.9 | 2 | 62 | 18.0 |
| Wilson, Devin | 10 | 12 | 156 | 13.0 | 0 | 49 | 15.6 |
| Dorsett, Sam | 10 | 6 | 45 | 7.5 | 0 | 21 | 4.5 |
| Quaranta, Rob | 9 | 5 | 48 | 9.6 | 0 | 16 | 5.3 |
| Meyer, Robert | 10 | 3 | 32 | 10.7 | 0 | 11 | 3.2 |
| DeJarnette, J. | 4 | 2 | 14 | 7.0 | 0 | 9 | 3.5 |
| Zalewski, Donald | 4 | 1 | 2 | 2.0 | 0 | 2 | 0.5 |
| Total..... | 10 | 148 | 2067 | 14.0 | 15 | 75 | 206.7 |
| Opponents..... | 10 | 123 | 1740 | 14.1 | 15 | 83 | 174.0 |

| TOTAL OFFENSE | G | Plays | Rush | Pass | Total | Avg/G |
|------------------|----|-------|------|------|-------|-------|
| Geyer, Drew | 9 | 257 | -259 | 1451 | 1192 | 132.4 |
| Dorsett, Sam | 10 | 230 | 1064 | 16 | 1080 | 108.0 |
| Demaio, Rich | 8 | 64 | -12 | 535 | 523 | 65.4 |
| Wilson, Devin | 10 | 37 | 176 | 0 | 176 | 17.6 |
| DeJarnette, J. | 4 | 13 | 86 | 0 | 86 | 21.5 |
| Hernandez, M. | 10 | 29 | 74 | 0 | 74 | 7.4 |
| Abkarian, Shaun | 3 | 22 | -7 | 65 | 58 | 19.3 |
| Settles, Dante | 10 | 3 | 35 | 0 | 35 | 3.5 |
| Massey, Tyjuan | 10 | 3 | 18 | 0 | 18 | 1.8 |
| Drakeford, Kevin | 4 | 7 | 15 | 0 | 15 | 3.8 |
| Horting, Nic | 8 | 2 | 3 | 0 | 3 | 0.4 |
| Akintimehin, V. | 1 | 1 | 1 | 0 | 1 | 1.0 |
| Team | 6 | 8 | -11 | 0 | -11 | -1.8 |
| Total..... | 10 | 677 | 1183 | 2067 | 3250 | 325.0 |
| Opponents..... | 10 | 618 | 1161 | 1740 | 2901 | 290.1 |

| PUNT RETURNS | No. | Yds | Avg | TD | Long |
|----------------|-----|-----|------|----|------|
| Massey, Tyjuan | 17 | 134 | 7.9 | 0 | 24 |
| Settles, Dante | 11 | 63 | 5.7 | 0 | 24 |
| Team | 1 | 19 | 19.0 | 0 | 0 |
| Wilson, Devin | 1 | 38 | 38.0 | 1 | 24 |
| Total..... | 30 | 254 | 8.5 | 1 | 24 |
| Opponents..... | 24 | 225 | 9.4 | 1 | 38 |

| KICK RETURNS | No. | Yds | Avg | TD | Long |
|----------------|-----|------|------|----|------|
| Massey, Tyjuan | 14 | 353 | 25.2 | 1 | 94 |
| Settles, Dante | 10 | 217 | 21.7 | 0 | 27 |
| Hernandez, M. | 2 | 35 | 17.5 | 0 | 21 |
| Wilson, Devin | 2 | 11 | 5.5 | 0 | 8 |
| Butler, Robb | 1 | 7 | 7.0 | 0 | 7 |
| Horting, Nic | 1 | 19 | 19.0 | 0 | 19 |
| Quaranta, Rob | 1 | 9 | 9.0 | 0 | 9 |
| Humphrey, A. | 1 | 1 | 1.0 | 0 | 1 |
| Total..... | 32 | 652 | 20.4 | 1 | 94 |
| Opponents..... | 48 | 1022 | 21.3 | 1 | 87 |

| PUNTING | No. | Yds | Avg | Long | TD | FC | I20 | Blkd |
|------------------|-----|------|------|------|----|----|-----|------|
| Schlaepfer, Mike | 56 | 1858 | 33.2 | 71 | 2 | 1 | 16 | 1 |
| Team | 1 | 0 | 0.0 | 0 | 0 | 0 | 0 | 0 |
| Total..... | 57 | 1858 | 32.6 | 71 | 2 | 1 | 16 | 1 |
| Opponents..... | 64 | 2022 | 31.6 | 51 | 1 | 8 | 16 | 2 |



| SCORING | TD | FGs | Kick | Rush | Rcv | Pass | DXP | Saf | Points |
|------------------|----|------|-------|------|-----|------|-----|-----|--------|
| DiLorenzo, Nate | 0 | 69 | 21-25 | 00 | 0 | 00 | 0 | 0 | 39 |
| Dorsett, Sam | 6 | 00 | 00 | 00 | 0 | 00 | 0 | 0 | 36 |
| Massey, Tyjuan | 5 | 00 | 00 | 00 | 0 | 00 | 0 | 0 | 30 |
| Hernandez, M. | 4 | 00 | 00 | 00 | 0 | 00 | 0 | 0 | 24 |
| Rickards, Rupert | 3 | 00 | 00 | 00 | 1 | 00 | 0 | 0 | 20 |
| Niklos, James | 3 | 00 | 00 | 00 | 0 | 00 | 0 | 0 | 18 |
| Daldo, Ricky | 3 | 00 | 00 | 00 | 0 | 00 | 0 | 0 | 18 |
| Settles, Dante | 3 | 00 | 00 | 00 | 0 | 00 | 0 | 0 | 18 |
| Geyer, Drew | 3 | 00 | 00 | 0-1 | 0 | 1-1 | 0 | 0 | 18 |
| Wilson, Devin | 2 | 00 | 00 | 00 | 0 | 00 | 0 | 0 | 12 |
| Lewis, Doug | 0 | 14 | 46 | 00 | 0 | 00 | 0 | 0 | 7 |
| Odumeru, B. | 1 | 00 | 00 | 00 | 0 | 00 | 0 | 0 | 6 |
| Total..... | 33 | 7-13 | 25-31 | 0-1 | 1 | 1-1 | 0 | 0 | 246 |
| Opponents..... | 30 | 6-13 | 19-25 | 0-0 | 1 | 1-5 | 0 | 0 | 219 |

| FIELD GOALS | FGM-FGA | Pct | 01-19 | 20-29 | 30-39 | 40-49 | 50+ | Lg | Blk |
|-----------------|---------|------|-------|-------|-------|-------|-----|----|-----|
| Lewis, Doug | 1-4 | 25.0 | 0-0 | 0-1 | 1-3 | 0-0 | 0-0 | 34 | 0 |
| DiLorenzo, Nate | 6-9 | 66.7 | 0-0 | 4-4 | 0-3 | 2-2 | 0-0 | 42 | 1 |

| DEFENSE/LEADERS | GP | UT | AT | Total | ForLoss | Sacks- No-Yards | Pass Def- Int-Yds | BrUp | QBH | Fumbles- Rcv-Yds | FF | Blkd | Kick | Saf |
|------------------|----|-----|-----|-------|---------|--------------------|----------------------|------|-----|---------------------|----|------|------|-----|
| Noel, James | 10 | 37 | 70 | 107 | 9.0-27 | 4-15 | . | . | . | . | 1 | 1 | . | . |
| Butler, Robb | 10 | 45 | 39 | 84 | 7.0-51 | 1-28 | 2-19 | 7 | . | . | 2 | . | . | . |
| Weathers, Will | 10 | 26 | 45 | 71 | 14.0-57 | 6-31 | . | 2 | . | . | 1 | . | . | . |
| LeDonne, Jon | 10 | 27 | 40 | 67 | 9.0-32 | 4-18 | . | . | . | 1-0 | 2 | 1 | . | . |
| Forrest, Jason | 10 | 23 | 30 | 53 | 10.5-35 | 4-22 | 1-0 | 2 | . | . | . | . | . | . |
| Marino, Justin | 10 | 17 | 30 | 47 | 8.5-18 | 2-4 | 1-0 | 3 | . | . | . | . | . | . |
| Odumeru, B. | 10 | 16 | 27 | 43 | 9.0-37 | 6-28 | . | 3 | 1 | 1-14 | . | . | . | . |
| Wilson, Alex | 8 | 19 | 22 | 41 | 5.0-22 | 2-8 | . | 1 | . | . | . | . | . | . |
| Niklos, James | 9 | 24 | 16 | 40 | 1.5-2 | . | 6-53 | 5 | . | 1-0 | 1 | . | . | . |
| Weight, Josh | 10 | 19 | 20 | 39 | 1.0-2 | . | 3-54 | 2 | . | 3-21 | 1 | . | . | . |
| St. Surin, Vlad | 10 | 16 | 10 | 26 | 1.0-5 | . | 2-0 | 11 | . | 1-0 | . | . | . | . |
| Walker, Nelson | 9 | 14 | 6 | 20 | . | . | . | 1 | . | . | 1 | 1 | . | . |
| Rommies, Jeff | 7 | 10 | 6 | 16 | . | . | . | 1 | . | . | . | . | . | . |
| St. Felix, Louis | 10 | 3 | 10 | 13 | . | . | . | . | . | . | . | . | . | . |
| Holt, Dustin | 9 | 3 | 7 | 10 | 0.5-4 | . | . | . | . | . | . | . | . | . |
| Crandle, Michael | 10 | 7 | 3 | 10 | . | . | . | . | . | . | . | . | . | . |
| Nulph, Jake | 10 | 2 | 7 | 9 | . | . | . | . | . | 1-0 | . | . | . | . |
| Meyer, Robert | 10 | 6 | 1 | 7 | . | . | . | . | . | . | . | . | . | . |
| Fiorante, Andrew | 7 | 6 | 1 | 7 | . | . | . | . | . | . | . | . | . | . |
| Pingatore, Ken | 7 | 1 | 6 | 7 | 1.0-2 | 1-2 | . | . | . | . | . | . | . | . |
| Gibson, Josh | 8 | 1 | 4 | 5 | . | . | . | . | . | . | . | . | . | . |
| Horting, Nic | 8 | 2 | 2 | 4 | . | . | . | . | . | . | . | . | . | . |
| Settles, Dante | 10 | 2 | 1 | 3 | . | . | . | . | . | . | . | . | . | . |
| Fiorante, Sam | 9 | 2 | 1 | 3 | . | . | 1-0 | . | . | . | . | . | . | . |
| O'Bannon, Josh | 4 | 2 | . | 2 | . | . | . | . | . | . | . | . | . | . |
| Amendola, Justin | 1 | 1 | . | 1 | 1.0-4 | . | . | . | . | . | . | . | . | . |
| Lewis, Doug | 3 | 1 | . | 1 | . | . | . | . | . | . | . | . | . | . |
| Stanley, John | 8 | . | 1 | 1 | . | . | . | . | . | . | . | . | . | . |
| Wilson, Devin | 10 | 1 | . | 1 | . | . | . | . | . | . | . | . | . | . |
| Policicchio, R. | 6 | 1 | . | 1 | . | . | . | . | . | . | . | . | . | . |
| Massey, Tyjuan | 10 | 1 | . | 1 | . | . | . | . | . | . | . | . | . | . |
| Bennett, Jason | 1 | . | 1 | 1 | . | . | . | . | . | . | . | . | . | . |
| Haugh, Colyn | 1 | 1 | . | 1 | 1.0-3 | . | . | . | . | . | . | . | . | . |
| Geyer, Drew | 9 | . | . | . | . | 0-22 | . | . | . | . | . | . | . | . |
| Team | 6 | . | . | . | . | . | . | . | . | 1-0 | . | . | . | . |
| Total..... | 10 | 336 | 406 | 742 | 79-301 | 25-156 | 16-148 | 38 | 1 | 9-35 | 9 | 5 | . | . |
| Opponents..... | 10 | . | . | . | . | 44-315 | 10-210 | 26 | 3 | 12-16 | 12 | 2 | . | . |

| INTERCEPTIONS | No. | Yds | Avg | TD | Long |
|-----------------|-----|-----|------|----|------|
| Niklos, James | 6 | 53 | 8.8 | 2 | 28 |
| Weight, Josh | 3 | 54 | 18.0 | 0 | 41 |
| St. Surin, Vlad | 2 | 0 | 0.0 | 0 | 0 |
| Butler, Robb | 2 | 19 | 9.5 | 0 | 19 |
| Marino, Justin | 1 | 0 | 0.0 | 0 | 0 |
| Forrest, Jason | 1 | 0 | 0.0 | 0 | 0 |
| Fiorante, Sam | 1 | 0 | 0.0 | 0 | 0 |
| Total..... | 16 | 148 | 9.2 | 2 | 41 |
| Opponents..... | 10 | 210 | 21.0 | 2 | 97 |

| TEAM STATISTICS | RMU | OPP | TEAM STATISTICS | RMU | OPP | TEAM STATISTICS | RMU | OPP |
|----------------------|------------|------------|----------------------|--------|---------|----------------------|---------|---------|
| SCORING | 246 | 219 | Average Per Catch | 14.0 | 14.1 | PUNTS-YARDS | 57-1858 | 64-2022 |
| Points Per Game | 24.6 | 21.9 | Average Per Game | 206.7 | 174.0 | Average Per Punt | 32.6 | 31.6 |
| FIRST DOWNS | 173 | 150 | TDs Passing | 15 | 15 | Net punt average | 28.6 | 27.6 |
| Rushing | 73 | 62 | TOTAL OFFENSE | 3250 | 2901 | TIME OF POSS/GAME | 30:31 | 29:29 |
| Passing | 87 | 80 | Total Plays | 677 | 618 | 3RD-DOWN CONVERS | 51/147 | 39/133 |
| Penalty | 12 | 8 | Average Per Play | 4.8 | 4.7 | 3rd-Down Pct 35% | 29% | |
| RUSHING YARDAGE | 1183 | 1161 | Average Per Game | 325.0 | 290.1 | 4TH-DOWN CONVERS | 9/17 | 4/9 |
| Yards gained rushing | 1648 | 1532 | KICK RET: #-YARDS | 32-652 | 48-1022 | 4th-Down Pct | 53% | 44% |
| Yards lost rushing | 465 | 371 | PUNT RET: #-YARDS | 30-254 | 24-225 | SACKS BY-YARDS | 25-156 | 44-315 |
| Rushing Attempts | 407 | 386 | INT RETURNS: #-YARDS | 16-148 | 10-210 | MISC YARDS | 35 | 16 |
| Average Per Rush | 2.9 | 3.0 | KICK RETURN AVERAGE | 20.4 | 21.3 | TOUCHDOWNS SCORED | 33 | 30 |
| Average Per Game | 118.3 | 116.1 | PUNT RETURN AVERAGE | 8.5 | 9.4 | FIELD GOALS-ATTEMPTS | 7-13 | 6-13 |
| TDs Rushing | 12 | 10 | INT RETURN AVERAGE | 9.2 | 21.0 | PAT-ATTEMPTS 25-31 | 19-25 | |
| PASSING YARDAGE | 2067 | 1740 | FUMBLES-LOST | 19-12 | 15-9 | ATTENDANCE | 4996 | 11509 |
| Att-Comp-Int | 270-148-10 | 232-123-16 | PENALTIES-YARDS | 64-483 | 57-529 | Games/Avg Per Game | 4/1249 | 6/1918 |
| Average Per Pass | 7.7 | 7.5 | Average Per Game | 48.3 | 52.9 | | | |

All The Facts



If there has been one constant associated with Robert Morris University football through the program's first decade, it's been Joe Walton. He was named the first head coach on July 27, 1993. He started the program from scratch, including everything from hiring assistant coaches to purchasing equipment to recruiting student-athletes for the team's inaugural season. He has roamed the sideline for every game. His fingerprints are all over the football program, and to prove that, in 2004 he had the University's on-campus football stadium, currently under construction, named in his honor. Joe Walton Stadium will open in 2005.

Under Walton's tutelage, the Colonials have claimed five Northeast Conference titles and a pair of mid-major national crowns in the program's first 10 years of existence. Robert Morris

also is one of just two programs to claim victory in the ECAC Classic, having won it in back-to-back seasons in 1996 and '97. The success has done nothing to dampen Walton's enthusiasm for coaching football at Robert Morris. "I'm enjoying it too much," he responds when a question even hints at the legacy he'll leave.

In 1994, after 35 years in the National Football League, Walton took 64 freshmen at a school that never had football in its 73 years of existence and posted a 7-1-1 record 13 months after being named RMU's first head coach. That team won its first game 21 days after the start of training camp and won five straight to start the season. In 1995, Robert Morris went 6-4, after which the Oakland Raiders drafted running back Tim Hall in the sixth round of the NFL Draft. Walton led RMU to Northeast Conference and ECAC Bowl titles in 1996 and 1997 with 9-2 and 8-3 marks, respectively.

The 1998 Colonials, with 12 first-year starters, dipped to 4-6, yet Robert Morris shared the NEC title. In 1999, RMU posted an 8-2 record, a fourth straight NEC championship and a final No. 1 ranking at the NCAA I-AA mid-major level according to Don Hansen's National Weekly Football Gazette. That was followed by a 2000 campaign that saw the squad finish a perfect 10-0, the first undefeated season for any program at RMU. In the process, the team won its fifth straight NEC championship and another No. 1 ranking at the NCAA I-AA mid-major level according to the Football Gazette. The 2001 squad finished with a record of 6-3 and missed out on its sixth straight NEC title, but the Colonials rebounded to post six straight victories after starting 0-3. In 2002, with 13 players in the starting lineup either freshmen or sophomores thanks in large part due to injuries, RMU finished 3-7, then rebounded to post a 6-4 record in its 10th anniversary season in 2003. It marks the eighth winning season in 10 years under Walton's guidance.

Prior to RMU, Walton was out of football from 1991 and 1993, and it didn't sit well with him. So he came back. He and his staff canvass the country in recruiting, and that work has paid off. RMU wins nearly 70 percent of the time with Walton on the sideline.

This not being the NFL, Walton had some unfamiliar tasks at first. He helped convert John Jay Center into a facility to house football operations. He set out on the recruiting trail in the fall, much as he prepared for every draft day from 1964-91. By the same token, the familiar was easy to retrieve. His first appointee was Dan Radakovich, a defensive wizard who was on Walton's New York Jets staff and has been with Walton for nine of the 10 years RMU has had a football program.

Walton had his most recent NFL duty in 1990-91, when he served two years as Chuck Noll's offensive coordinator for the Pittsburgh Steelers. When Noll retired in 1991, a new staff came aboard, and Walton went into the moving business. From 1983-89, he headed the Jets. Also among his years in the NFL were two seasons as the Jets' offensive coordinator (1981-82), seven with the Washington Redskins (offensive coordinator 1978-80; running backs 1974-77) and five with the New York Giants (wide receivers 1969-73).

The remainder of his NFL career saw him spend eight seasons as a Washington Redskin and later as a New York Giants tight end, and four as a Giants scout after retiring in 1964. Walton was twice an All-American at the University of Pittsburgh. He and wife Ginger have lived in Beaver Falls since returning to the area in 1990. Walton protégés include Rich Kotite, Bud Carson, Joe Theismann, Fran Tarkenton, Norm Snead, Ken O'Brien and Richard Todd.

Head Coach

Overall Record: 67-32-1/10 years
RMU Record: 67-32-1/10 years

Joe Walton



Alma Mater:
Pittsburgh '57

HEAD COACHING EXPERIENCE:

- 1993- Robert Morris University, Moon Township, PA
 - School's first and only head football coach - 67-32-1 in 10 years.
 - In 1999 and 2000, Robert Morris was crowned the I-AA Mid-Major National Champion by *Don Hansen's Football Gazette*.
 - Guided Colonials to a perfect 10-0 season in 2000.
 - Winningest coach in NEC football history with a 38-11 league mark.
 - His teams have won five NEC titles since the inception of the league in 1996.
 - Named NEC Coach of the Year in 1996, 1997 and 1999.
 - Led Colonials to ECAC championships in 1996 and 1997.
 - Team posted a 7-1-1 record in its first year (1993).
- 1983-89 New York Jets, New York, NY
 - 53-57-1 in seven years.
 - Guided Jets to AFC playoffs in 1985 and 1986.

ASSISTANT COACHING EXPERIENCE:

- 1990-91 Pittsburgh Steelers, Pittsburgh, PA
 - Offensive Coordinator.
- 1981-82 New York Jets, New York, NY
 - Offensive Coordinator.
- 1974-80 Washington Redskins, Washington, DC
 - Offensive coordinator in final two years.
- 1969-73 New York Giants, New York, NY
 - Handled wide receivers and passing game.

PLAYING EXPERIENCE:

- 1961-64 New York Giants, New York, NY
- 1957-60 Washington Redskins, Washington, DC
- 1954-56 University of Pittsburgh, Pittsburgh, PA
 - Two-time All-American tight end/linebacker.
 - Academic All-American.


EDUCATION:

- University of Pittsburgh
 - Bachelor of Arts, 1957, History

PERSONAL:

- Wife - Ginger; three children - Jodi, Stacy and Joe.
- Born on December 15, 1935.

Moon Stadium Moon Township, PA



| NO. | NAME | POS | HT | WT | YR | HOMETOWN/HIGHSCHOOL |
|-----|----------------------|------|------|-----|-----|--------------------------------------|
| 2 | Josh Mezzacapo | PK/P | 5-10 | 170 | Fr. | Erie, PA/Cathedral Prep |
| 3 | Mario Hines | WR | 5-11 | 175 | Fr. | Ecorse, MI/Ecorse |
| 4 | Bill Theobald | QB | 6-2 | 210 | Fr. | Pittsburgh, PA/Keystone Oaks |
| 5 | Rupert Rickards | TE | 6-2 | 210 | Sr. | Flushing, NY/Bayside |
| 6 | Jason Bennett | P | 5-9 | 185 | Sr. | New Florence, PA/Laurel Valley |
| 7 | Shaun Abkarian | QB | 6-3 | 215 | Sr. | LaVern, CA/Citrus J.C. |
| 8 | Jonathan LeDonne | LB | 6-1 | 215 | Sr. | Aliquippa, PA/Aliquippa |
| 9 | Drew Geyer | QB | 6-4 | 215 | Jr. | Gibsonia, PA/Deer Lakes |
| 10 | Jabbar Graham | TB | 5-10 | 180 | Jr. | Pittsburg, CA/Los Medanos J.C. |
| 11 | Justin Larson | TE | 6-4 | 215 | Jr. | Rock Creek, OH/Jefferson Area |
| 12 | Jason Hohensee | QB | 6-4 | 210 | Fr. | Pinecrest, FL/Miami Palmetto |
| 13 | Justin Marino | LB | 6-1 | 210 | Sr. | Uniontown, OH/Green |
| 14 | Ron Ball | QB | 6-5 | 215 | Fr. | Carroll, OH/Bloom Carroll |
| 15 | Eric Reish | QB | 5-11 | 180 | Fr. | Boyertown, PA/Boyertown |
| 16 | Toheeb Akinola | WR | 6-0 | 175 | So. | Baltimore, MD/Milford Mill |
| 17 | Nathan DiLorenzo | PK | 5-11 | 185 | So. | Wheeling, WV/Wheeling Park |
| 18 | Joe Harvey | DB/K | 5-11 | 170 | Fr. | New Castle, PA/New Castle |
| 19 | Dimero Dixon | DB | 5-10 | 175 | So. | Pittsburgh, PA/Oliver |
| 20 | Mike Niklos | DB | 5-10 | 170 | So. | Columbus, OH/Bishop Watterson |
| 21 | Josh Marino | DB | 6-1 | 185 | Sr. | Mauk, GA/Greenwood |
| 21d | Vince Baiera | WR | 6-2 | 180 | Fr. | Canal Fulton, OH/Northwest |
| 22 | Jason Trivisono | DB | 5-10 | 180 | So. | Kirtland, OH/Kirtland |
| 23 | James Kazil | DB | 5-10 | 180 | Fr. | Georgetown, PA/South Side |
| 24 | Jalanelle DeJarnette | RB | 6-3 | 220 | Sr. | Colorado Springs, CO/Minn.-Crookston |
| 25 | Josh Eberhardt | DB | 5-11 | 180 | Fr. | Bridgeville, PA/Chartiers Valley |
| 26 | Jonathan Robinson | DB | 6-1 | 180 | Jr. | Orlando, FL/William R. Boone |
| 27 | Devin Wilson | RB | 6-0 | 205 | So. | Homestead, PA/Steel Valley |
| 27d | Karl Nagle | DB | 5-11 | 185 | Fr. | Stow, OH/Stow Munroe Falls |
| 28 | Dante Settles | WR | 5-7 | 185 | Sr. | Washington, D.C./Northwestern |
| 29 | Nelson Walker | DB | 5-10 | 180 | Sr. | Tarpon Springs, FL/Tarpon Springs |
| 30 | Stuart Ayers | WR | 6-0 | 190 | So. | Pittsburgh, PA/Baldwin |
| 30d | Stephen Wisneski | SS | 5-11 | 160 | So. | Jermyn, PA/Lakeland |
| 31 | Kevin Drakeford Jr. | RB | 5-10 | 205 | So. | Englewood, NJ/Paramus Catholic |
| 32 | Jeff Rommes | DB | 6-0 | 200 | So. | Gibsonia, PA/Deer Lakes |
| 32d | Shayne Rose | WR | 6-2 | 180 | So. | Wellsville, OH/Wellsville |
| 33 | Brian Pruitt | DB | 6-1 | 185 | So. | Steubenville, OH/Steubenville |
| 33d | Shane Gosnell | TB | 5-10 | 175 | Fr. | Sherrystown, PA/Delone Catholic |
| 34 | Josh O'Bannon | DB | 6-0 | 170 | So. | Columbus, OH/Columbus South |
| 34d | Michael Batdorff | RB | 6-0 | 200 | So. | Louisville, OH/Louisville |
| 35 | Victor Silva | DL | 6-0 | 215 | Sr. | Miami, FL/South Miami |
| 36 | Jake Nulph | DB | 6-2 | 195 | Sr. | Apollo, PA/Apollo-Ridge (Grove City) |
| 36d | Tremayne Butler | RB | 5-11 | 190 | So. | Ft. Lauderdale, FL/Hollywood Hills |
| 37 | Ruben Pagan | DB | 5-11 | 185 | Fr. | Bellport, NY/Bellport |
| 37d | Jesse Kastelic | TB | 5-11 | 180 | Fr. | Enola, PA/East Pennsboro |
| 38 | Sam Fiorante | DB | 5-8 | 175 | Jr. | New Castle, PA/Neshannock |
| 39 | Matt Brunck | FB | 6-2 | 245 | So. | Pittsburg, PA/Fox Chapel (IUP) |
| 40 | Steve Hiber | LB | 6-1 | 230 | Fr. | Aliquippa, PA/Hopewell |
| 40d | Zach Harding | LB | 6-0 | 200 | Fr. | Pittsburgh, PA/Northgate |
| 41 | Moises Hernandez | FB | 6-0 | 220 | So. | Miami, FL/La Salle |
| 42 | Vince Magnone | FB | 5-8 | 215 | Jr. | Weirton, WV/Weir |
| 42d | Jordan Potter | LB | 6-3 | 225 | Fr. | Beaver Falls, PA/Beaver Falls |
| 43 | Michael Schlaepfer | P | 5-11 | 195 | Jr. | West Winfield, NY/Mt. Markham |
| 43d | Evan Best | LB | 6-0 | 185 | So. | Columbiana, OH/Columbiana |
| 44 | Chad Wengert | FB | 6-0 | 240 | Fr. | Kempton, PA/Kutztown |
| 46 | Chris Snyder | LB | 6-0 | 225 | Fr. | Aliquippa, PA/Hopewell |
| 47 | Jordan Howard | LB | 5-10 | 210 | Fr. | Uniontown, OH/Lake |
| 48 | James Noel | LB | 6-0 | 225 | Sr. | Miami, FL/North Miami |
| 49 | Dominique Perrian | LB | 6-0 | 215 | So. | Akron, OH/Copley |
| 50 | Chase Benjamin | OL | 6-3 | 265 | So. | Olentangy, OH/Olentangy |
| 51 | Matt Szaraz | LB | 6-1 | 200 | So. | Columbus, OH/Bishop Watterson |
| 51d | John Steilner | OL | 6-1 | 270 | Fr. | Ellwood City, PA/Lincoln |
| 52 | Chris Williams | LB | 5-11 | 230 | So. | Hollywood, FL/Madonna |
| 53 | Vincent Romo | OL | 6-2 | 300 | Sr. | Azusa, CA/Citrus J.C. |
| 53d | Frank Jupin | LB | 6-0 | 200 | So. | Tunkhannock, PA/Tunkhannock |
| 54 | Ray Gensler | DE | 6-0 | 220 | So. | Pittsburgh, PA/Keystone Oaks |
| 55 | Gregory McHugh | DE | 6-0 | 215 | Fr. | Guilford, CT/Cushin Academy |
| 56 | Tom Williams | LB | 5-11 | 195 | Fr. | Pittsburgh, PA/Carrick |
| 57 | Rinaldo Policicchio | LB | 6-3 | 215 | Jr. | Pittsburgh, PA/Central Catholic |
| 58 | Louis St. Felix | LB | 6-1 | 220 | Jr. | Opalocka, FL/North Miami |
| 59 | Greg Harteis | OL | 6-2 | 245 | Sr. | Johnstown, PA Bishop McCort |
| 59d | Rion Listhrop | LB | 6-1 | 210 | Fr. | Miami, FL/Felix Varela |
| 60 | Vincent Volpe | OL | 6-2 | 280 | Fr. | Massillon, OH/Massillon Washington |
| 61 | Babafemi Odumeru | DE | 6-1 | 270 | Sr. | Riverdale, MD/Parkdale |
| 61d | Tyler DeChellis | OL | 6-1 | 255 | Fr. | Beaver Falls, PA/Beaver Falls |
| 62 | John Beighel | OL | 6-0 | 240 | So. | McKees Rocks, PA/Montour |
| 63 | Clifton Jean-Jacques | OL | 6-0 | 275 | Sr. | Miami, FL/North Miami |
| 64 | Edgar Hunt | OL | 6-4 | 280 | Fr. | Marion, OH/Marion Pleasant |
| 65 | Adam Lucci | OL | 6-1 | 320 | Fr. | Bellaire, FL/Bellaire |
| 66 | Kalyn Mills | OL | 5-11 | 250 | Fr. | Aliquippa, PA/Aliquippa |
| 67 | Justin Herring | DL | 6-0 | 230 | So. | Girard, PA/Girard |
| 68 | Louis Giachetta | OL | 6-1 | 255 | So. | Staten Island, NY/St. Peter's |
| 69 | Bill Romango | OL | 6-2 | 300 | Fr. | Atlantic City, NJ/Atlantic City |
| 70 | Colyn Haugh | DL | 5-10 | 240 | So. | Murrysville, PA/Franklin Regional |

Robert Morris

2004 Roster



| NO. | NAME | POS | HT | WT | YR | HOMETOWN/HIGHSCHOOL |
|-----|-------------------|-----|------|-----|-----|---|
| 71 | Joel Travitz | DL | 6-3 | 260 | Jr. | South Park, PA/South Park |
| 72 | Matthew Williams | OL | 6-5 | 315 | Sr. | Baltimore, MD/Patterson |
| 73 | David Dailey | OL | 6-3 | 270 | Fr. | Clune, PA/Apollo-Ridge |
| 74 | Andrew Sanders | OL | 6-2 | 260 | Jr. | Jacksonville, FL/Bishop Kenny |
| 76 | Joe Settcase | OL | 6-5 | 270 | Fr. | Pittsburgh, PA/Keystone Oaks |
| 77 | Bryan Mullins | OL | 6-5 | 250 | So. | Middletown, OH/Lakota East |
| 78 | Michael Moeller | OL | 6-4 | 290 | Fr. | Hyattsville, MD/DeMatha Catholic |
| 79 | Gus Alonso | OL | 6-2 | 270 | So. | Miami, FL/Miami Springs |
| 80 | Robert Meyer | WR | 6-0 | 190 | Sr. | Plattsburgh, NY/Peru |
| 81 | Antonio Humphrey | WR | 6-3 | 165 | Sr. | Cleveland Heights, OH/Cleveland Heights |
| 82 | Julian Ellison | WR | 6-2 | 175 | Fr. | Pittsburgh, PA/Carrick |
| 83 | Tyjuan Massey | WR | 5-11 | 180 | Sr. | Orlando, FL/William R. Boone |
| 84 | Demetris Egleston | WR | 5-11 | 185 | Sr. | Pittsburgh, PA/Perry |
| 85 | Dustin Cole | WR | 6-1 | 180 | Fr. | Westmoreland City, PA/Norwin |
| 86 | Jarvis Powers | WR | 6-2 | 180 | So. | Stafford, VA/Brooke Point |
| 87 | Allen Patton | TE | 6-5 | 225 | Jr. | Ellsworth, PA/Bentworth |
| 88 | Jeremy Wise | TE | 6-2 | 220 | Jr. | Boalsburg, PA/State College Area |
| 89 | Rob Baier | TE | 6-0 | 180 | Jr. | Cambridge, OH/John Glenn |
| 90 | Michael Crandle | DE | 6-4 | 220 | Sr. | Woodbridge, VA/Garfield |
| 92 | Kelvern Grant | DL | 6-3 | 250 | Fr. | Ft. Lauderdale, FL/Hallendale |
| 93 | John Mclay | DL | 6-1 | 255 | Fr. | Clarksburg, PA/Apollo-Ridge |
| 94 | Shola Fajemisin | TE | 6-2 | 220 | Sr. | Hyattsville, MD Northwestern |
| 95 | Jerome Sawyer | DE | 6-1 | 230 | Fr. | McKeesport, PA/McKeesport |
| 96 | Bill Vidler | LB | 6-2 | 180 | Fr. | Honeoye Falls, NY/Honeoye Falls-Lima |
| 97 | Aaron Jenkins | DE | 6-1 | 235 | So. | Austintown, OH/Austintown Fitch |
| 98 | Richard Nagy | DE | 6-2 | 220 | So. | Pittsburgh, PA/Keystone Oaks |
| 99 | Jason Forrest | DL | 6-2 | 290 | Jr. | Central Islip, NY/St. John the Baptist |



Jonathan LeDonne
Senior Linebacker

Robert Morris



Record Book

| | | | |
|-------------------------|---------------|-----------------|-------------|
| Rushing Attempts | Record | Opponent | Date |
| Game: Sam Dorsett | 36 | Central CT St. | 10/11/03 |
| Season: Tim Hall | 239 | | 1995 |
| Career: Sam Dorsett | 724 | | 1999-03 |
| Team Game: Sam Dorsett | 60 | Central CT St. | 10/11/03 |
| Team Season: | 449 | | 1997 |

| | | | |
|------------------------|---------------|-----------------|-------------|
| Rushing Yards | Record | Opponent | Date |
| Game: Tim Hall | 278 | Bethany | 11/5/94 |
| Season: Tim Hall | 1,572 | | 1995 |
| Career: Sam Dorsett | 3,847 | | 1999-03 |
| Team Game: Sam Dorsett | 319 | Wagner | 10/4/97 |
| Team Season: | 2,011 | | 1996 |

| | | | |
|------------------------|---------------|-----------------|-------------|
| Rushing TDs | Record | Opponent | Date |
| Game: Tim Hall | 4 | Bethany | 11/5/94 |
| Longest: Tim Hall | 95 yards | Gannon | 11/24/94 |
| Season: Tim Hall | 16 | | 1995 |
| Career: Sam Dorsett | 29 | | 1999-03 |
| Team Game: Sam Dorsett | 4 (5 times) | | 2000 |
| Team Season: | 24 | | |

| | | | |
|---------------------------|---------------|-----------------|-------------|
| Receptions | Record | Opponent | Date |
| Game: Dante Settles | 9 | Duquesne | 11/15/03 |
| Brent Hockenberry | 9 | Buffalo State | 9/1/01 |
| J.T. Kirk | 9 | CCSU | 9/25/99 |
| Season: Brent Hockenberry | 39 | | 2001 |
| Career: Fred Parker | 86 | | 1996-98 |
| Team Game: Fred Parker | 33 | Duquesne | 11/15/03 |
| Team Season: | 153 | | 2001 |

| | | | |
|---------------------------|---------------|-----------------|-------------|
| Receiving Yards | Record | Opponent | Date |
| Game: Brent Hockenberry | 196 | Buffalo State | 9/1/01 |
| Season: Brent Hockenberry | 661 | | 2001 |
| Career: Fred Parker | 1,495 | | 1996-98 |
| Team Game: Fred Parker | 444 | Duquesne | 11/15/03 |
| Team Season: | 2,152 | | 1999 |

| | | | |
|---------------------------|---------------|-----------------|-------------|
| Receiving TDs | Record | Opponent | Date |
| Game: Robert Frazier | 3 | Duquesne | 10/8/94 |
| DeLonte Perkins | 3 | Waynesburg | 9/2/95 |
| Longest: J.T. Kirk | 94 | Sacred Heart | 10/16/99 |
| Archie Wannamaker | 94 yards | Wagner | 10/3/98 |
| Season: Brent Hockenberry | 8 | | 2001 |
| Fred Parker | 8 | | 1997 |
| Career: Fred Parker | 20 | | 1996-98 |
| Team Game: Fred Parker | 5 | Three times | |
| Team Season: | 22 | | 2001 |

| | | | |
|-------------------------|---------------|-----------------|-------------|
| Passing Attempts | Record | Opponent | Date |
| Game: Drew Geyer | 49 | Stony Brook | 11/9/02 |
| Season: Tim Levick | 267 | | 2001 |
| Tim Levick | 267 | | 2000 |
| Career: Tim Levick | 970 | | 1998-01 |
| Team Game: Tim Levick | 49 | Stony Brook | 11/9/02 |
| Team Season: | 272 | | 2000 |

| | | | |
|-----------------------|---------------|-----------------|-------------|
| Completions | Record | Opponent | Date |
| Game: Rich Demaio | 33 | Duquesne | 11/15/03 |
| Season: Tim Levick | 152 | | 2001 |
| Career: Tim Levick | 537 | | 1998-01 |
| Team Game: Tim Levick | 33 | Duquesne | 11/15/03 |
| Team Season: | 153 | | 2001 |

| | | | |
|-------------------------|---------------|------------------|-------------|
| Touchdown Passes | Record | Opponent | Date |
| Game: Tim Levick | 5 | Wagner | 10/27/01 |
| Tim Levick | 5 | St. Francis (PA) | 11/7/98 |
| Jake Newman | 5 | Waynesburg | 9/2/95 |
| Longest: Steve Tryon | 94 | Sacred Heart | 10/16/99 |
| Tim Levick | 94 | Wagner | 10/3/98 |
| Season: Tim Levick | 22 | | 2001 |
| Career: Tim Levick | 76 | | 1998-01 |
| Team Game: Tim Levick | 5 | Wagner | 10/27/01 |
| | 5 | St. Francis (PA) | 11/7/98 |
| | 5 | Waynesburg | 9/2/95 |
| Team Season: | 22 | | 2001 |

| | | | |
|------------------------|---------------|-----------------|-------------|
| Passing Yardage | Record | Opponent | Date |
| Game: Rich Demaio | 444 | Duquesne | 11/15/03 |
| Season: Tim Levick | 2,110 | | 2001 |
| Career: Tim Levick | 7,222 | | 1998-01 |
| Team Game: Tim Levick | 444 | Duquesne | 11/15/03 |
| Team Season: | 2152 | | 1999 |

| | | | |
|---------------------|---------------|------------------|-------------|
| Touchdowns | Record | Opponent | Date |
| Game: Tim Hall | 4 | Bethany | 11/5/94 |
| Tim Hall | 4 | Duquesne | 9/16/95 |
| Season: Tim Hall | 20 | | 1995 |
| Career: Tim Hall | 34 | | 1994-95 |
| Team Game: Tim Hall | 9 | St. Francis (PA) | 9/30/00 |
| Team Season: | 48 | | 2000 |

| | | | |
|-----------------------|---------------|------------------|-------------|
| Points | Record | Opponent | Date |
| Game: Tim Hall | 24 | Bethany | 11/5/94 |
| Tim Hall | 24 | Duquesne | 9/16/95 |
| Season: Tim Hall | 120 | | 1995 |
| Career: Jeff Carlo | 250 | | 1998-01 |
| Team Game: Jeff Carlo | 63 | St. Francis (PA) | 9/30/00 |
| Team Season: | 365 | | 2000 |

| | | | |
|--------------------------|---------------|-----------------|-------------|
| All-Purpose Yards | Record | Opponent | Date |
| Game: Tim Hall | 298 | Bethany | 11/5/94 |
| Season: Tim Hall | 1,905 | | 1995 |
| Career: Sam Dorsett | 4,255 | | 1999-03 |
| Team Game: Sam Dorsett | 641 | Mercyhurst | 11/12/94 |
| Team Season: | 4,946 | | 2000 |

| | | | |
|--------------------|---------------|-----------------|-------------|
| Total Yards | Record | Opponent | Date |
| Game: Tim Hall | 545 | Stony Brook | 11/3/01 |
| Team Season: | 3,859 | | 1999 |

| | | | |
|-----------------------|---------------|------------------|-------------|
| Extra Points | Record | Opponent | Date |
| Game: Jeff Carlo | 9 | St. Francis (PA) | 9/30/00 |
| Season: Jeff Carlo | 40 | | 2000 |
| Career: Jeff Carlo | 145 | | 1998-01 |
| Team Game: Jeff Carlo | 9 | St. Francis (PA) | 9/30/00 |
| Team Season: | 40 | | 2000 |

| | | | |
|-----------------------|---------------|-----------------|-------------|
| Field Goals | Record | Opponent | Date |
| Game: Jeff Carlo | 3 | Buffalo State | 9/2/00 |
| | 3 | Albany | 10/30/99 |
| | 3 | Duquesne | 11/21/98 |
| Longest: Jeff Carlo | 55 yards | Buffalo State | 9/2/00 |
| Season: Jeff Carlo | 12 | | 1999 |
| Career: Jeff Carlo | 35 | | 1998-01 |
| Team Game: Jeff Carlo | 3 | Buffalo State | 9/2/00 |
| | 3 | Albany | 10/30/99 |
| | 3 | Duquesne | 11/21/98 |
| Team Season: | 12 | | 1999 |

| | | | |
|-----------------------------|---------------|-----------------|-------------|
| Kickoff Return Yards | Record | Opponent | Date |
| Longest: Tyjuan Massey | 94 yards | Stony Brook | 10/4/03 |

| | | | |
|--------------------------|---------------|-----------------|-------------|
| Punt Return Yards | Record | Opponent | Date |
| Longest: Josh Weight | 43 yards | Albany | 11/2/02 |
| Brian Dunn | 43 yards | Butler | 9/13/97 |

| | | | |
|----------------------|---------------|-----------------|-------------|
| Punts | Record | Opponent | Date |
| Longest: Chris Longo | 77 yards | Dayton | 9/20/97 |

| | | | |
|-----------------------|---------------|-----------------|-------------|
| Interceptions | Record | Opponent | Date |
| Game: Brian Dunn | 3 | Duquesne | 10/8/94 |
| Longest: Nate List | 97 yards | Dayton | 10/12/96 |
| Season: Corey Oaks | 7 | | 2002 |
| Nick Downs | 7 | | 2000 |
| Brian Dunn | 7 | | 1997 |
| Career: Brian Dunn | 19 | | 1994-97 |
| Team Game: Brian Dunn | 5 | Bethany | 11/5/94 |
| Team Season: | 20 | | 1999 |

| | | | |
|-------------------------|---------------|-----------------|-------------|
| Tackles | Record | Opponent | Date |
| Game: Reggie Chambers | 20 | Albany | 11/10/01 |
| Season: Reggie Chambers | 108 | | 2001 |
| Career: Nate List | 309 | | 1994-97 |
| Team Game: Nate List | 105 | Mercyhurst | 10/21/95 |
| Team Season: | 855 | | 1996 |

| | | | |
|--------------------------|---------------|-----------------|-------------|
| Fumble Recoveries | Record | Opponent | Date |
| Game: Tim Hare | 2 | Mercyhurst | 11/12/94 |
| Season: Sean Crisman | 4 | | 2002 |
| Archie Wannamaker | 4 | | 1996 |
| Tim Hare | 4 | | 1994 |
| Career: Ray Thomas | 6 | | 1997-00 |
| Team Game: Ray Thomas | 4 | CCSU | 9/26/98 |
| | 4 | Wagner | 10/14/95 |
| Team Season: | 16 | | 1994 |

| | | | |
|---------------------------|---------------|------------------|-------------|
| Sacks | Record | Opponent | Date |
| Game: Jason Spencer | 5 | St. Francis (PA) | 11/8/97 |
| Season: John O'Connell | 15 | | 1997 |
| Career: John O'Connell | 22 | | 1995- |
| Team Game: John O'Connell | 10 | C.W. Post | 11/16/96 |
| Team Season: | 38 | | 1997 |



Sacred Heart University

Pioneers

Sacred Heart new head coach Paul Gorham has hopes of bringing the Pioneers back to the top of the NEC.

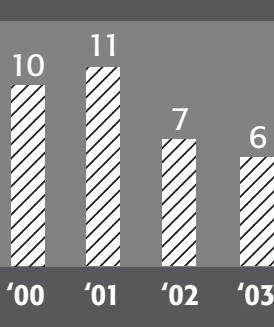
The Sacred Heart University football team is ready to enter chapter six of its history in 2004. Paul Gorham, a man known for his novel ideas on the offensive side of the ball, was introduced as the sixth head coach in school history in June. He will be the character front and center as the story of Pioneer football continues to unfold this season.

Sacred Heart built its reputation as an offensive juggernaut when it began its rise to the top of the 1-AA Mid-Major ranks in 2000. Down the stretch last season, the Pioneers struggled to put points on the board, averaging just 15 points and 240 yards of offense in the final four games of the season, losing all four. Coach Gorham has been a part of coaching staffs at New Haven, Brown, and Massachusetts that had some of the most potent offensive attacks in the nation. As offensive coordinator at Brown, he helped the Bears average a hefty 434 yards per game.

The first challenge for the new coach was introducing a new system and new terminology to the Pioneers in a very short span of time. Gorham has been pleased with what he's seen so far.

"They've picked it up much faster than I anticipated early on," he says. "It's obvious to me that they have been working on their own time and studying to get up to speed."

Four-Year Wins Trend



A lot of the load of directing Gorham's offensive scheme will fall on the shoulders of sophomore quarterback Dan Ammel (White River Junction, VT). Ammel was thrown into the fire early in his rookie season when he was thrust into the starting role after an injury to starter Joe Kroells. He would end up starting six games

in 2003 and completed nearly 50 percent of his passes, while throwing six touchdowns and just four interceptions.

"Ammel's got a lot of guts," says Gorham. "And while he's just a sophomore, his teammates believe in him and that's very important."

The coaching staff hopes to keep Ammel healthy, as the Pioneers are without a veteran backup. There are four freshman and one sophomore transfer vying for the number-two position. The early favorites for that job appear to be freshman Kyle Pierce (Cortlandt Manor, NY) and sophomore Marc Taylor (Asbury Park, NJ), a transfer from the University of New Haven.

After the graduation of Jason Bonadies, who led the Pioneers with 916 rushing yards last season,

Coach Gorham is hoping junior tailback Ed Pricolo (Johnston, RI) can recover from an injury he suffered in 2003 and lead the Pioneer ground game in 2004. Pricolo suffered a serious hip injury in the fourth game of the season against Albany and was lost for the year. Prior to that, he had averaged over four yards a carry and had scored a pair of touchdowns. He was ready for the start of training camp in August, but Gorham and the coaching staff have been taking things slow with him.

"He's looked very good, but he's still got a ways to go before he's 100 percent again," Gorham states. "We'll take it easy early on and see what he can do. We have to look at things long term with him and make sure we can give him the time he needs to get back in shape."

Also returning at tailback is senior Jason Healy (New Milford, NJ), who was primarily a third-down specialist for the Pioneers in 2003, and sophomore Shaun Hunte (Shelton, CT). Gorham also hopes the freshmen Jason Payne (Cortlandt Manor, NY) and Jason Price (Norwalk, CT) can work their way into the rotation.

The Pioneer receiving corps lost Marlon Ward, who led the team in catches in 2003, but returns four who saw significant time last season and a couple of very promising first-year players. Senior Steve Clayton (Pontiac, MI) caught 15 passes last year and averaged almost 17 yards per catch. Sophomore Alvin Franklin started his rookie season with a bang in 2003, catching a TD pass in his first game and finished the year with 15 receptions. Also back is senior Nick Savino (Newtown, CT) who had ten receptions, and sophomore James Wright (New Haven, CT) who had four catches and a touchdown.

Gorham hopes that junior Bryan Butterworth (Hanover, MA), on the shelf all last season with an injury, came make a contribution. A big wildcard for the Pioneers this season is the addition of sophomore Joey Henley (Kent, WA) to the team. A scholarship men's basketball player and a member of the Northeast Conference All-Rookie Team last season, Henley's 6'4", 220-pound frame may cause problems for opposing defensive backs.

The tight end position has a pair of returning veterans in seniors Mike Peshler (Hopkinton, MA) and Glenn Kelloway (N. Andover, MA). Peshler was second on the team in receiving last season with 17 catches for 219 yards.

The offensive line is a veteran one and will be expected to cut down on the 24 sacks they allowed in 2003. The O-line will be anchored by a trio of seniors in Terrence White (New Haven, CT), Tom Denninger (Newtown, CT) and Tim Stone (Somerville, MA). The other two likely starters will be juniors Xavier Sanchez (Bridgeport, CT) and John DeCarlo (Lanoka Harbor, NJ).

"I think the offensive line is sound," says Gorham. "They have had to learn a lot of new terminology but we used a lot of the early-camp walkthroughs to get them comfortable with it."

The defensive frontline returns three starters from 2003 and will need to cut down on the average of 184 yards rushing it allowed each game last season. The line will be anchored by junior defensive tackles Dave Mihalov (Bridgeport, CT) and Kyle Warner (Sunapee, NH). Mihalov registered 54 tackles and four sacks last season. The starting ends will likely be sophomores Bill Hayden (Milford, PA) and Robert Occhiuzzi (Red Bank, NJ).

The starting linebackers are all veterans and made marks in 2003. Senior Dave Morson (Ocean, NJ), who was second on the team in tackles with 88 last season, will start in the middle. The outside linebackers will be junior Andy Grant (New Hartford, NY) and sophomore Jonathan Corto (Orchard Park, NY). Grant was the third leading tackler last season with 69 and led the team in fumble recoveries. Corto is making a switch from safety to linebacker this season, after registering 22 tackles in seven games in 2003.

Junior Scott Smiley (San Diego, CA), a transfer from Grossmont Junior College, has also impressed the coaching staff in pre-season and has a good chance to see a lot of playing time.

The secondary lost three starters from last season. The lone returning starter is junior safety Justin Mucci (Staten Island, NY), who led the team with 104 tackles. The battle for the other safety spot is between juniors Dave Kaloyanides (Reading, MA) and Dan Salvaggio (Lindenhurst, NY), and sophomore Jon Wilson (Bloomfield, CT).

The inside track on the starting cornerback positions belongs to senior Mike Scott (Groton, CT) and junior Zach Kepner (Largo, FL). Scott had 25 tackles last season and one interception that he returned 33 yards for a touchdown. Kepner played in ten games and had 15 tackles and blocked a pair of kicks on special teams.

On special teams, junior David Whalen (Clinton, CT) will again handle the punting duties, and will add kickoff chores to his list as well. He averaged over 34 yards per punt last season, and his excellent hang time forced 13 fair catches. He also nailed 20 punts inside the opponent's 20 last season. The place kicking job is wide open, but the early favorite would appear to be sophomore Lars Anderson (Fairfield, CT).

The return game will likely feature Jonathan Corto prominently. Standing along side SHU's all-time leading returner, Pete Athans, last season, Corto averaged over 30 yards per return in six kickoff attempts last season, while also returning five punts. Bryan Butterworth also has a chance to return some punts this season.

Overall, Pioneer fans can expect a different look on offense this season than they have seen the last two.

"I like to throw the ball," Gorham says. "I think it gives a team a lot of flexibility and it also insures that you are never out of a game. That is definitely the philosophy I plan to bring to this team."

2004 schedule

| Date | Opponent | Time |
|-------|----------------------------|---------|
| 9/4 | Central CT St. | 1:00 pm |
| 9/11 | at St. Francis (PA) | 1:00 pm |
| 9/18 | Iona | 2:00 pm |
| 9/25 | Albany | 1:00 pm |
| 10/2 | Wagner | 1:00 pm |
| 10/16 | at Marist | 7:00 pm |
| 10/23 | St. Peter's | 1:00 pm |
| 10/30 | at Stony Brook | 6:00 pm |
| 11/6 | at Monmouth | 1:00 pm |
| 11/13 | Robert Morris | 1:00 pm |

NEC Games in **Bold**

2003 results

| Date | Opponent | Score |
|-------|--------------------------|--------------|
| 8/30 | at St. Peter's | W 24-19 |
| 9/13 | St. Francis (PA) | W 37-12 |
| 9/20 | at Central CT St. | W 27-24 |
| 9/27 | at Albany | L 7-42 |
| 10/4 | Marist | W 56-28 |
| 10/11 | at Siena | W 41-14 |
| 10/18 | at Robert Morris | W 24-20 |
| 10/25 | at Iona | L 31-38 (ot) |
| 11/1 | Stony Brook | L 16-47 |
| 11/8 | Monmouth | L 7-12 |
| 11/15 | at Wagner | L 16-24 |

NEC Games in **Bold**

all-time records



SHU vs. the NEC

| Opponent | Record |
|------------------|--------|
| Albany | 2-4 |
| CCSU | 4-2 |
| Monmouth | 4-5 |
| Robert Morris | 3-3 |
| St. Francis (PA) | 6-2 |
| Stony Brook | 2-9 |
| Wagner | 3-3 |

| Year | Record |
|------|--------|
| 1991 | 5-4 |
| 1992 | 0-9 |
| 1993 | 3-7 |
| 1994 | 4-5 |
| 1995 | 3-7 |
| 1996 | 4-6 |
| 1997 | 1-9 |

| Year | Record | NEC |
|------|--------|-----|
| 1998 | 2-8 | 1-4 |
| 1999 | 2-9 | 0-7 |
| 2000 | 10-1 | 7-1 |
| 2001 | 11-0 | 8-0 |
| 2002 | 7-3 | 5-2 |
| 2003 | 6-5 | 3-4 |

Overall Record: 58-73
NEC Record: 24-18

The Quickies the little things you might want to know

General Information

| | |
|-------------------------|----------------------|
| Location: | Fairfield, CT |
| Founded: | 1963 |
| Enrollment: | 6,200 |
| Nickname: | Pioneers |
| Colors: | Scarlet and White |
| President: | Dr. Anthony J. Cerna |
| Faculty Representative: | Dr. Gary Rose |
| Athletic Director: | C. Donald Cook |
| SWA: | Kim Callicoate |
| Home Field/Capacity: | Campus Field/4,000 |
| Athletic Phone: | (203) 371-7917 |

Football Information

| | |
|----------------------------|----------------|
| Head Coach: | Paul Gorham |
| Overall Record/Years: | First Year |
| Record at SHU/Years: | First Year |
| Inaugural Football Season: | 1991 |
| 2003 Record: | 6-5 |
| NEC Record/Place: | 3-4/Fifth |
| Offensive System: | Multiple |
| Defensive System: | Multiple |
| Football Office Phone: | (203) 365-7564 |

Sports Information

| | |
|------------------------------|-------------------------|
| Sports Information Director: | Gene Gumbs |
| SID Phone: | (203) 396-8127 |
| SID Fax Line: | (203) 371-7889 |
| SID e-mail Address: | gumbsg@sacredheart.edu |
| Press Box Phone: | (203) 365-7532 |
| Website Address: | sacredheartpioneers.com |

Coaching Staff

| | |
|-----------------------|----------------|
| Associate Head Coach | Mark Nofri |
| Assistant Coach | Jason Lussier |
| Quarterbacks | Tom Marchese |
| Defensive Coordinator | John Thompson |
| Assistant Coach | Arthur Asselta |
| Assistant Coach | Frank Giufre |
| Strength Coach | Gary Reho |

In Depth

Offense

| | | |
|----|-----------|--|
| QB | 16 | Dan Ammel (6-1, 220, So.) |
| | 3 | Kyle Pierce (6-0, 205, Fr.) |
| TB | 8 | Ed Pricolo (5-10, 210, Jr.) |
| | 20 | Shaun Hunte (5-10, 195, So.) |
| FB | 29 | Bryan Shalvoy (5-10, 235, Jr.) |
| | 40 | Shawn Day (6-1, 230, So.) |
| LT | 75 | Xavier Sanchez (6-3, 300, Jr.) |
| | 67 | Sam Kiningham (6-4, 280, So.) |
| LG | 76 | Tim Stone (6-3, 280, Sr.) |
| | 74 | William Davis (6-4, 275, So.) |
| C | 55 | Terrence White (6-2, 275, Sr.) |
| | 62 | Pat Bragan (6-3, 250, So.) |
| RG | 63 | John DeCarlo (6-6, 300, Jr.) |
| | 65 | Andrew Seagraves (6-2, 310, So.) |
| RT | 71 | Tom Denninger (6-3, 290, Sr.) |
| | 79 | Jeff Parry (6-4, 310, Jr.) |
| TE | 88 | Mike Peshler (6-4, 245, Sr.) |
| | 87 | Glenn Kelloway (5-8, 170, Jr.) |
| WR | 81 | James Wright (5-9, 165, So.) |
| | 19 | Jon Corto (6-1, 195, So.) |
| WR | 86 | Bryan Butterworth (5-8, 170, Jr.) |
| | 9 | Nick Savino (6-0, 190, Sr.) |

Defense

| | | |
|----|-----------|--|
| DL | 54 | Robert Occhiuzzi (6-2, 230, So.) |
| | 90 | Shalin Mena (6-2, 245, So.) |
| DL | 95 | Kyle Warner (6-2, 265, Jr.) |
| | 70 | Rob Kinsley (6-1, 300, Jr.) |
| DL | 72 | Dave Mihalov (6-1, 250, Jr.) |
| | 99 | Steve Keefe (6-0, 255, So.) |
| DL | 98 | Bill Hayden (6-4, 235, So.) |
| | 96 | Joe Murphy (6-2, 230, Jr.) |
| LB | 19 | Jon Corto (6-1, 195, So.) |
| | 34 | Rolando Garcia (5-10, 215, So.) |
| LB | 47 | Dave Morson (6-3, 215, Sr.) |
| | 44 | Scott Smiley (6-1, 210, Jr.) |
| LB | 36 | Andy Grant (6-0, 220, Jr.) |
| | 52 | Tim Furtak (5-10, 225, Jr.) |
| CB | 33 | Mike Scott (5-10, 175, Sr.) |
| | 26 | Brandon Clark (5-9, 185, Jr.) |
| SS | 22 | Dave Kaloyandies (5-11, 195, Jr.) |
| | 48 | John Costantino (5-11, 190, So.) |
| FS | 21 | Jon Wilson (6-1, 200, So.) |
| | 31 | Dan Salvaggio (5-10, 180, Jr.) |
| CB | 3 | Zach Kepner (6-0, 195, So.) |
| | 23 | Jon-Marc Tobin (5-10, 170, Jr.) |

Special Teams

| | | | | | |
|----|-----------|---------------------------------------|----|-----------|----------------------------------|
| PK | 35 | Lars Anderson (5-10, 188, So.) | PR | 19 | Jon Corto (6-1, 195, So.) |
| P | 18 | David Whalen (6-3, 200, Jr.) | KR | 19 | Jon Corto (6-1, 195, So.) |
| | | | | 21 | Jon Wilson (6-1, 200, So.) |

Sacred Heart

2003 Statistics



| RUSHING | G | Att | Gain | Loss | Net | Avg | TD | Long | Avg/G |
|-----------------|----|-----|------|------|------|------|----|------|-------|
| Bonadies, Jason | 11 | 243 | 997 | 81 | 916 | 3.8 | 13 | 44 | 83.3 |
| Pricolo, Ed | 4 | 38 | 171 | 9 | 162 | 4.3 | 2 | 28 | 40.5 |
| Healy, Jason | 9 | 33 | 107 | 24 | 83 | 2.5 | 0 | 24 | 9.2 |
| Kroells, Joe | 6 | 43 | 136 | 89 | 47 | 1.1 | 3 | 16 | 7.8 |
| Shalvoy, Bryan | 11 | 10 | 44 | 0 | 44 | 4.0 | 0 | 16 | 4.0 |
| Penta, Mike | 8 | 11 | 43 | 2 | 41 | 3.7 | 1 | 17 | 5.1 |
| Franklin, Alvin | 10 | 4 | 38 | 4 | 34 | 8.5 | 0 | 18 | 3.4 |
| Armstead, Anton | 7 | 11 | 30 | 1 | 29 | 2.6 | 0 | 10 | 4.1 |
| Hunte, Shaun | 8 | 4 | 11 | 2 | 9 | 2.2 | 0 | 6 | 1.1 |
| Shaw, Sword | 2 | 1 | 3 | 0 | 3 | 3.0 | 0 | 3 | 1.5 |
| Clayton, Steve | 10 | 1 | 3 | 0 | 3 | 3.0 | 0 | 3 | 0.3 |
| LoVerde, Dan | 2 | 3 | 5 | 3 | 2 | 0.7 | 0 | 4 | 1.0 |
| Team | 2 | 2 | 0 | 2 | -2 | -1.0 | 0 | 0 | -1.0 |
| Ammel, Dan | 8 | 41 | 78 | 95 | -17 | -0.4 | 1 | 11 | -2.1 |
| Total..... | 11 | 445 | 1666 | 312 | 1354 | 3.0 | 20 | 44 | 123.1 |
| Opponents..... | 11 | 501 | 2448 | 423 | 2025 | 4.0 | 18 | 88 | 184.1 |

| PASSING | G | Pass Eff. | Att-Cmp-Int | Pct | Yds | TD | Lng | Avg/G |
|----------------|----|-----------|-------------|------|------|----|-----|-------|
| Ammel, Dan | 8 | 113.76 | 118-57-4 | 48.3 | 779 | 6 | 71 | 97.4 |
| Kroells, Joe | 6 | 102.20 | 114-53-5 | 46.5 | 718 | 4 | 54 | 119.7 |
| Total..... | 11 | 108.08 | 232-110-9 | 47.4 | 1497 | 10 | 71 | 136.1 |
| Opponents..... | 11 | 105.46 | 308-135-14 | 43.8 | 1886 | 18 | 78 | 171.5 |

| RECEIVING | G | No. | Yds | Avg | TD | Long | Avg/G |
|-----------------|----|-----|------|------|----|------|-------|
| Ward, Marlon | 11 | 34 | 547 | 16.1 | 6 | 71 | 49.7 |
| Peshler, Mike | 10 | 17 | 219 | 12.9 | 0 | 29 | 21.9 |
| Franklin, Alvin | 10 | 15 | 154 | 10.3 | 1 | 29 | 15.4 |
| Clayton, Steve | 10 | 14 | 155 | 11.1 | 1 | 27 | 15.5 |
| Savino, Nick | 11 | 10 | 144 | 14.4 | 1 | 43 | 13.1 |
| Healy, Jason | 9 | 7 | 94 | 13.4 | 0 | 54 | 10.4 |
| Wright, James | 10 | 4 | 138 | 34.5 | 1 | 48 | 13.8 |
| Kelloway, Glenn | 10 | 2 | 12 | 6.0 | 0 | 6 | 1.2 |
| Bonadies, Jason | 11 | 2 | 12 | 6.0 | 0 | 8 | 1.1 |
| Penta, Mike | 8 | 2 | 4 | 2.0 | 0 | 5 | 0.5 |
| Kroells, Joe | 6 | 1 | 11 | 11.0 | 0 | 11 | 1.8 |
| Shalvoy, Bryan | 11 | 1 | 10 | 10.0 | 0 | 11 | 0.9 |
| Hunte, Shaun | 8 | 1 | -3 | -3.0 | 0 | 0 | -0.4 |
| Total..... | 11 | 110 | 1497 | 13.6 | 10 | 71 | 136.1 |
| Opponents..... | 11 | 135 | 1886 | 14.0 | 18 | 78 | 171.5 |

| TOTAL OFFENSE | G | Plays | Rush | Pass | Total | Avg/G |
|-----------------|----|-------|------|------|-------|-------|
| Bonadies, Jason | 11 | 243 | 916 | 0 | 916 | 83.3 |
| Kroells, Joe | 6 | 157 | 47 | 718 | 765 | 127.5 |
| Ammel, Dan | 8 | 159 | -17 | 779 | 762 | 95.2 |
| Pricolo, Ed | 4 | 38 | 162 | 0 | 162 | 40.5 |
| Healy, Jason | 9 | 33 | 83 | 0 | 83 | 9.2 |
| Shalvoy, Bryan | 11 | 10 | 44 | 0 | 44 | 4.0 |
| Penta, Mike | 8 | 11 | 41 | 0 | 41 | 5.1 |
| Franklin, Alvin | 10 | 4 | 34 | 0 | 34 | 3.4 |
| Armstead, Anton | 7 | 11 | 29 | 0 | 29 | 4.1 |
| Hunte, Shaun | 8 | 4 | 9 | 0 | 9 | 1.1 |
| Clayton, Steve | 10 | 1 | 3 | 0 | 3 | 0.3 |
| Shaw, Sword | 2 | 1 | 3 | 0 | 3 | 1.5 |
| LoVerde, Dan | 2 | 3 | 2 | 0 | 2 | 1.0 |
| Team | 2 | 2 | -2 | 0 | -2 | -1.0 |
| Total..... | 11 | 677 | 1354 | 1497 | 2851 | 259.2 |
| Opponents..... | 11 | 809 | 2025 | 1886 | 3911 | 355.5 |

| PUNT RETURNS | No. | Yds | Avg | TD | Long |
|-----------------|-----|-----|------|----|------|
| Athans, Pete | 25 | 265 | 10.6 | 1 | 76 |
| Cotro, Jonathan | 5 | 21 | 4.2 | 0 | 13 |
| Kepner, Zack | 2 | 37 | 18.5 | 0 | 0 |
| St. Juste, Ron | 2 | 12 | 6.0 | 0 | 5 |
| Mucci, Justin | 1 | 16 | 16.0 | 0 | 0 |
| Scott, Mike | 0 | 4 | 0.0 | 0 | 4 |
| Total..... | 35 | 355 | 10.1 | 1 | 76 |
| Opponents..... | 29 | 223 | 7.7 | 0 | 39 |

| KICK RETURNS | No. | Yds | Avg | TD | Long |
|-----------------|-----|------|------|----|------|
| Athans, Pete | 35 | 789 | 22.5 | 0 | 74 |
| Cotro, Jonathan | 6 | 183 | 30.5 | 0 | 69 |
| Shalvoy, Bryan | 4 | 43 | 10.8 | 0 | 11 |
| Pawlowski, Bria | 2 | 32 | 16.0 | 0 | 24 |
| Pricolo, Ed | 1 | 14 | 14.0 | 0 | 14 |
| Kelloway, Glenn | 1 | 5 | 5.0 | 0 | 5 |
| Kepner, Zack | 1 | 42 | 42.0 | 1 | 42 |
| Peshler, Mike | 1 | 0 | 0.0 | 0 | 0 |
| Total..... | 51 | 1108 | 21.7 | 1 | 74 |
| Opponents..... | 54 | 913 | 16.9 | 0 | 54 |

| PUNTING | No. | Yds | Avg | Long | TB | FC | I20 | Blkd |
|-----------------|-----|------|------|------|----|----|-----|------|
| Wahlen, Dave | 64 | 2165 | 33.8 | 72 | 0 | 13 | 20 | 0 |
| Caracciolo, Tom | 4 | 158 | 39.5 | 47 | 0 | 0 | 0 | 0 |
| Team | 1 | 6 | 6.0 | 6 | 0 | 0 | 1 | 1 |
| Total..... | 69 | 2329 | 33.8 | 72 | 0 | 13 | 21 | 1 |
| Opponents..... | 64 | 1947 | 30.4 | 58 | 4 | 0 | 9 | 3 |



Justin Mucci
Sophomore Defensive Back

| DEFENSE/LEADERS | GP | UT | AT | Total | ForLoss | Sacks- No-Yards | Pass Def- Int-Yds BrUp | QBH | Fumbles- Rcv-Yds FF | Blkd Kick | Saf |
|-----------------|----|-----|-----|-------|---------|--------------------|---------------------------|-----|------------------------|--------------|-----|
| Mucci, Justin | 11 | 52 | 52 | 104 | 8.0-31 | 1-10 | 1-9 | 5 | 1-6 | 3 | 1 |
| Morson, Dave | 11 | 29 | 59 | 88 | 11.0-45 | 5-26 | 1-26 | 2 | 2-0 | 1 | 1 |
| Grant, Andy | 11 | 28 | 41 | 69 | 5.0-19 | 3-14 | 1 | 1 | 3-0 | 2 | 1 |
| St. Juste, Ron | 11 | 39 | 21 | 60 | 0.5-1 | 3-39 | 17 | 1 | 2-0 | 1 | 1 |
| Athans, Pete | 10 | 45 | 14 | 59 | 1.5-3 | 4-25 | 3-72 | 8 | 1 | 1 | 1 |
| Lee, Tim | 10 | 24 | 31 | 55 | 9.5-34 | 5-31 | 1 | 1 | 3 | 1 | 1 |
| Mihalov, Dave | 11 | 16 | 38 | 54 | 6.5-39 | 5-31 | 1 | 1 | 1 | 1 | 1 |
| Pawlowski, Bria | 9 | 30 | 21 | 51 | 3.5-6 | 4-53 | 5 | 1 | 2-0 | 1 | 1 |
| Hayden, William | 11 | 12 | 25 | 37 | 7.5-15 | 1-2 | 1 | 1 | 3-0 | 1 | 1 |
| Keel, Briton | 10 | 12 | 21 | 33 | 1.0-10 | 1-0 | 3 | 1 | 1 | 1 | 1 |
| Garcia, Rolando | 10 | 14 | 18 | 32 | 3.0-8 | 1 | 1 | 1 | 1 | 1 | 1 |
| Keefe, Stephen | 11 | 12 | 18 | 30 | 5.0-17 | 2-9 | 1 | 1 | 1 | 1 | 1 |
| Scott, Mike | 10 | 14 | 11 | 25 | 2.0-6 | 1-33 | 1 | 1 | 1 | 1 | 1 |
| Cannon, Pat | 11 | 7 | 18 | 25 | 1.5-3 | 1 | 1 | 1 | 1 | 1 | 1 |
| Cotro, Jonathan | 8 | 16 | 6 | 22 | 1 | 1 | 1 | 1 | 3 | 1 | 1 |
| Burbridge, Mike | 9 | 3 | 17 | 20 | 2.5-6 | 1 | 1 | 1 | 1 | 1 | 1 |
| Small, Ainsley | 9 | 6 | 13 | 19 | 1 | 1 | 1 | 1 | 1 | 1 | 1 |
| Kepner, Zack | 10 | 9 | 6 | 15 | 1.0-1 | 1 | 1 | 1 | 2 | 1 | 1 |
| Kinsley, Rob | 11 | 6 | 8 | 14 | 1.5-8 | 1-7 | 1 | 1 | 1 | 1 | 1 |
| Holler, Matt | 6 | 2 | 8 | 10 | 1.0-1 | 1 | 1 | 1 | 1 | 1 | 1 |
| DeCandia, Dom | 7 | 3 | 6 | 9 | 0.5-0 | 1 | 1 | 1 | 1 | 1 | 1 |
| Dymond, Tim | 5 | 2 | 6 | 8 | 1.0-6 | 1 | 1 | 1 | 1-0 | 1 | 1 |
| Wilder, Brent | 9 | 2 | 6 | 8 | 0.5-1 | 1 | 1 | 1 | 1 | 1 | 1 |
| Keefe, Dan | 6 | 3 | 4 | 7 | 1 | 1 | 1 | 1 | 1 | 1 | 1 |
| Clement, Jason | 5 | 5 | 1 | 6 | 1 | 1 | 1 | 1 | 2 | 1 | 1 |
| Hunte, Shaun | 8 | 4 | 1 | 5 | 1.0-10 | 1 | 1 | 1 | 1-0 | 1 | 1 |
| Tobin, Jon-Marc | 6 | 3 | 1 | 3 | 1 | 1 | 1 | 1 | 1 | 1 | 1 |
| Shalvoy, Bryan | 11 | 1 | 2 | 3 | 1 | 1 | 1 | 1 | 1 | 1 | 1 |
| Brown-Robinson | 2 | 1 | 3 | 3 | 1 | 1 | 1 | 1 | 1 | 1 | 1 |
| Kohan, Craig | 2 | 2 | 1 | 3 | 1 | 1 | 1 | 1 | 1 | 1 | 1 |
| Penta, Mike | 8 | 1 | 1 | 2 | 1 | 1 | 1 | 1 | 1 | 1 | 1 |
| Healy, Jason | 9 | 1 | 1 | 2 | 1 | 1 | 1 | 1 | 1 | 1 | 1 |
| Franklin, Alvin | 10 | 1 | 1 | 2 | 1 | 1 | 1 | 1 | 1 | 1 | 1 |
| Herthum, Kurt | 2 | 1 | 1 | 2 | 1 | 1 | 1 | 1 | 1 | 1 | 1 |
| LoVerde, Dan | 2 | 1 | 1 | 2 | 1 | 1 | 1 | 1 | 1 | 1 | 1 |
| Salvaggio, Dan | 2 | 1 | 1 | 2 | 1 | 1 | 1 | 1 | 1-0 | 1 | 1 |
| Furtak, Tim | 3 | 1 | 1 | 2 | 1 | 1 | 1 | 1 | 1 | 1 | 1 |
| Saunders, Jaspe | 4 | 1 | 1 | 2 | 1 | 1 | 1 | 1 | 1 | 1 | 1 |
| Occhiuzzi, Bob | 1 | 1 | 1 | 2 | 1 | 1 | 1 | 1 | 1 | 1 | 1 |
| Peshler, Mike | 10 | 1 | 1 | 2 | 1 | 1 | 1 | 1 | 1 | 1 | 1 |
| Pricolo, Ed | 4 | 1 | 1 | 2 | 1 | 1 | 1 | 1 | 1 | 1 | 1 |
| Sanchez, Xavier | 9 | 1 | 1 | 2 | 1 | 1 | 1 | 1 | 1 | 1 | 1 |
| Dickey, William | 2 | 1 | 1 | 2 | 0.5-2 | 1 | 1 | 1 | 1 | 1 | 1 |
| Savino, Nick | 11 | 1 | 1 | 2 | 1 | 1 | 1 | 1 | 1 | 1 | 1 |
| Melillo, John | 2 | 1 | 1 | 2 | 1 | 1 | 1 | 1 | 1 | 1 | 1 |
| Corsale, Steve | 5 | 1 | 1 | 2 | 1 | 1 | 1 | 1 | 1 | 1 | 1 |
| Macula, Chase | 1 | 1 | 1 | 2 | 1 | 1 | 1 | 1 | 1 | 1 | 1 |
| Winston, Javon | 1 | 1 | 1 | 2 | 1 | 1 | 1 | 1 | 1 | 1 | 1 |
| Seagraves, Andy | 6 | 1 | 1 | 2 | 1 | 1 | 1 | 1 | 1 | 1 | 1 |
| Clark, Brandon | 1 | 1 | 1 | 2 | 1 | 1 | 1 | 1 | 1 | 1 | 1 |
| Warner, Kyle | 6 | 1 | 1 | 2 | 1 | 1 | 1 | 1 | 1 | 1 | 1 |
| Total..... | 11 | 412 | 488 | 900 | 75-302 | 17-124 | 14-232 | 49 | 1 | 16-6 | 20 |
| Opponents..... | 11 | - | - | - | - | 24-141 | 9-172 | 37 | 2 | 14-9 | 14 |

| SCORING | TD | FGs | Kick | Rush | Rcv | Pass | DXP | Saf | Points |
|-----------------|----|-------|-------|------|-----|------|-----|-----|--------|
| Bonadies, Jason | 13 | 0-0 | 0-0 | 0-0 | 0-0 | 0-0 | 0 | 0 | 78 |
| Tonzola, Greg | 0 | 12-15 | 30-33 | 0-0 | 0 | 1-1 | 0 | 0 | 66 |
| Ward, Marlon | 6 | 0-0 | 0-0 | 0-0 | 0 | 0-0 | 0 | 0 | 36 |
| Kroells, Joe | 3 | 0-0 | 0-0 | 0-0 | 0 | 0-0 | 0 | 0 | 18 |
| Athans, Pete | 2 | 0-0 | 0-0 | 0-0 | 0 | 0-0 | 0 | 0 | 12 |
| Pricolo, Ed | 2 | 0-0 | 0-0 | 0-0 | 0 | 0-0 | 0 | 0 | 12 |
| Franklin, Alvin | 1 | 0-0 | 0-0 | 0-0 | 0 | 0-0 | 0 | 0 | 6 |
| Clayton, Steve | 1 | 0-0 | 0-0 | 0-0 | 0 | 0-0 | 0 | 0 | 6 |
| Savino, Nick | 1 | 0-0 | 0-0 | 0-0 | 0 | 0-0 | 0 | 0 | 6 |
| Ammel, Dan | 1 | 0-0 | 0-0 | 0-0 | 0 | 0-1 | 0 | 0 | 6 |
| Wright, James | 1 | 0-0 | 0-0 | 0-0 | 0 | 0-0 | 0 | 0 | 6 |
| Kepner, Zack | 1 | 0-0 | 0-0 | 0-0 | 0 | 0-0 | 0 | 0 | 6 |
| Penta, Mike | 1 | 0-0 | 0-0 | 0-0 | 0 | 0-0 | 0 | 0 | 6 |
| Scott, Mike | 1 | 0-0 | 0-0 | 0-0 | 0 | 0-0 | 0 | 0 | 6 |
| St. Juste, Ron | 1 | 0-0 | 0-0 | 0-0 | 0 | 0-0 | 0 | 0 | 6 |
| Mucci, Justin | 1 | 0-0 | 0-0 | 0-0 | 0 | 0-0 | 0 | 0 | 6 |
| Healy, Jason | 0 | 0-0 | 0-0 | 0-0 | 1 | 0-0 | 0 | 0 | 2 |
| Shalvoy, Bryan | 0 | 0-0 | 0-0 | 1-1 | 0 | 0-0 | 0 | 0 | 2 |
| Total..... | 36 | 12-15 | 30-33 | 1-1 | 1 | 1-2 | 0 | 0 | 286 |
| Opponents..... | 39 | 5-11 | 31-36 | 0-1 | 0 | 0-2 | 0 | 0 | 280 |

| FIELD GOALS | FGM-FGA | Pct | 01-19 | 20-29 | 30-39 | 40-49 | 50+ | Lg | Blk |
|---------------|---------|------|-------|-------|-------|-------|-----|----|-----|
| Tonzola, Greg | 12-15 | 80.0 | 0-0 | 10-11 | 2-3 | 0-1 | 0-0 | 36 | 1 |

| INTERCEPTIONS | No. | Yds | Avg | TD | Long |
|-----------------|-----|-----|------|----|------|
| Pawlowski, Bria | 4 | 53 | 13.2 | 0 | 34 |
| St. Jude, Ron | 3 | 39 | 13.0 | 1 | 22 |
| Athans, Pete | 3 | 72 | 24.0 | 1 | 51 |
| Morson, Dave | 1 | 26 | 26.0 | 0 | 26 |
| Keel, Briton | 1 | 0 | 0.0 | 0 | 0 |
| Mucci, Justin | 1 | 9 | 9.0 | 0 | 9 |
| Scott, Mike | 1 | 33 | 33.0 | 1 | 33 |
| Total..... | 14 | 232 | 16.6 | 3 | 51 |
| Opponents..... | 9 | 172 | 19.1 | 3 | 63 |

All The Facts



Paul Gorham brings a wealth of experience and accomplishments to Sacred Heart University as he embarks in his inaugural season as a collegiate head coach. He brings 18 years of experience in the trenches as an assistant at the Division I-AA and Division II levels to the Pioneers, and an innovative and exciting offensive philosophy.

He most recently spent five years on the University of Massachusetts coaching staff as recruiting coordinator and wide receivers coach. Last year, Gorham helped lead the Minutemen to an overall record of 10-3 and a trip to the NCAA Division I-AA Playoffs. The team shared the Atlantic 10 Conference title with an 8-1 mark and UMass

set school records for regular season victories (10) and conference victories (8). Gorham helped the offense average 380.4 yards and 28.3 points per game in 2003, including 231.6 passing yards per contest.

During his first three years with the Minutemen, Gorham coached the offensive line, in addition to his duties as recruiting coordinator. In 2000, Gorham directed an offensive line that allowed the Minutemen to rush for 170.4 yards per game, while also supplying pass protection to let UMass throw for 232.4 yards per game. During his first season with the Minutemen, Gorham's offensive line paved the way for UMass to average 187.9 rushing yards and 248.5 passing yards per game.

Prior to his time at UMass, Gorham worked on the staff at Brown University for five seasons. He served as the offensive coordinator on Phil Estes' staff in 1998, after spending the previous four years as the offensive line coach under Mark Whipple. In 1998, Gorham directed a Brown offense that led the Ivy League with an average of 433.8 yards per game. In addition, Brown's 1998 offense established 25 team or individual records and five Ivy League team or individual marks. Among the Brown records set were passing yards in a season (3,316), first downs (240), pass completions (292), touchdown passes (26) and passing yards in a game (483 yards against Pennsylvania). In 1997, the Brown offense set Ivy League and school records for total offense (474.3 yards per game), and the school single game record for total offense (629 yards against Yale).

During his stint at Brown, Gorham helped develop the Bears' offensive line into one of the top units in I-AA. He produced three first team All-Ivy League offensive linemen in his five seasons. Gorham was also instrumental in recruiting wide receiver Sean Morey, Brown's first Ivy League Player of the Year (1997 and 1998). The Bears had an overall record of 31-19 during Gorham's five years on the staff.

Prior to going to Brown, Gorham served for six years under Whipple as the recruiting coordinator and offensive line coach at the University of New Haven. While at New Haven, he helped develop 1994 Division II Player of the Year Roger Graham and three additional first team All-Americans in Harry Boatswain (went on to play with the San Francisco 49ers), Rob Thompson (1988) and Scott Emmert (1992). The Chargers achieved national rankings on four occasions with an offense that led all NCAA Divisions in total offense (587.7 yards per game) and scoring offense (52.5 points per game) in 1992. Gorham also served as an assistant coach at the University of New Hampshire for two seasons when Whipple was the offensive coordinator.

A 1984 graduate of the University of New Hampshire, Gorham was an All-Yankee Conference tight end in 1983 for the Wildcats. He and his wife, Noreen, have a son, Matthew (born June 8, 1992), and a daughter, Emma (born April 21, 1995).

Head Coach

Overall Record: First Year
SHU Record: First Year

Paul Gorham



Alma Mater:
New Hampshire '84

HEAD COACHING EXPERIENCE:

- 2004- Sacred Heart University, Fairfield, CT
 - Named school's sixth head football coach in June, 2004

ASSISTANT COACHING EXPERIENCE:

- 1999-03 University of Massachusetts, Amherst, MA
 - Recruiting coordinator all five years
 - Coached the offensive line in the first three seasons and wide receivers the last two
 - Helped lead the Minutemen to a 10-3 mark and shared the Atlantic 10 crown in 2003
 - Set school records for regular season (10) and conference wins (8).
 - The team's offense averaged more than 380 yards and 28.3 points in 2003
- 1994-1998 Brown University, Providence, RI
 - Offensive line coach the first four seasons and offensive coordinator in 1998
 - In 1998, Brown's offense led the Ivy League with an average of 433.8 yards per game and established 25 team or individual records
 - In 1997, the team set Ivy and school records for total offense
 - Produced three first-team All-Ivy League offensive linemen
 - Brown posted a 31-19 record during his five seasons
- 1988-1993 University of New Haven, New Haven, CT
 - Recruiting coordinator and offensive line coach under Mark Whipple
 - Coached four first team Division II All-Americans including 1994 DII Player of the Year Roger Graham and Harry Boatswain, who played with the San Francisco 49ers
 - In 1992, Chargers led all NCAA Divisions in total and scoring offense
- 1986-87 University of New Hampshire, Durham, NH
 - Wide receivers coach

PLAYING EXPERIENCE:

- 1980-83 University of New Hampshire, Durham, NH
 - All-Yankee Conference tight end in 1983

EDUCATION:

University of New Hampshire, Durham, NH

PERSONAL:

- Wife - Noreen; two children - Matthew and Emma

Campus Field Fairfield, CT




Sacred Heart

2004 Roster



| NO. | NAME | YR | POS | HT | WT | HOMETOWN/HIGHSCHOOL |
|-----|--------------------|-----|-------|------|-----|--------------------------------------|
| 2 | Jason Healy | Sr. | RB | 5'10 | 190 | New Milford, NJ/New Milford |
| 3 | Zach Kepner | Jr. | DB | 6'0 | 195 | Largo, FL/Largo |
| 3d | Kyle Pierce | Fr. | QB | 6'0 | 205 | Cortlandt Manor, NY/Walter Panas |
| 4 | Jason Payne | Fr. | RB | 5'10 | 185 | Cortlandt Manor, NY/Walter Panas |
| 4d | Salvatore Capritto | Fr. | QB | 6'0 | 185 | Syosset, NY/Syosset |
| 5 | Calvin Manson | Fr. | DB | 5'11 | 165 | Bloomfield, CT/Bloomfield |
| 6 | Tom Caracciolo | Jr. | K | 6'0 | 175 | Oceanside, NY/Oceanside |
| 7 | Joe Mish | Fr. | WR | 6'1 | 190 | Monroe, CT/Masuk |
| 8 | Edward Pricolo | Jr. | RB | 5'10 | 210 | Johnston, RI/La Salle Acad. |
| 9 | Nick Savino | Sr. | WR | 6'0 | 190 | Newtown, CT/Newtown |
| 9d | Derek DePascale | Fr. | DB | 5'9 | 190 | Butler, NJ/Butler |
| 10 | Francis Hunter | Jr. | DB | 5'9 | 160 | Cheshire, CT/Cheshire |
| 11 | Alvin Franklin | So. | WR | 5'11 | 180 | New Haven, CT/Wilbur Cross |
| 12 | Kevin Dare | Jr. | QB | 6'0 | 230 | Aston, PA/Sun Valley |
| 13 | Corey Bundy | Fr. | WR/RB | 6'0 | 165 | Selden, NY/Newfield |
| 14 | Marc Taylor | So. | QB | 6'2 | 240 | Asbury Park, NJ/Asbury Park |
| 15 | Kurt Herthum | So. | DB | 5'10 | 190 | Whitesboro, NY/Whitesboro |
| 15d | Joseph Bucci | Fr. | QB | 6'1 | 165 | Rye Brook, NY/Blind Brook |
| 16 | Dan Ammel | So. | QB | 6'1 | 220 | White River Jct., VT/Hartford |
| 17 | John Lauer | So. | WR | 6'1 | 215 | Manchester, CT/East Catholic |
| 18 | David Wahlen | Jr. | K | 6'3 | 200 | Clinton, CT/Morgan School |
| 19 | Jonathan Corto | So. | LB/SS | 6'1 | 195 | Orchard Park, NY/Orchard Park |
| 20 | Shaun Hunte | So. | RB | 5'10 | 195 | Shelton, CT/Fairfield Prep |
| 20d | Craig Lawson | Fr. | DB | 6'1 | 175 | Milford, OH/Milford |
| 21 | Jon Wilson | So. | DB | 6'1 | 200 | Bloomfield, CT/Bloomfield |
| 22 | David Kaloyanides | Jr. | DB | 5'11 | 195 | Reading, MA/Worcester Academy |
| 23 | Jon-Marc Tobin | Jr. | DB | 5'10 | 170 | New Milford, NJ/New Milford |
| 23d | Nicholas Passalqua | So. | K | 5'11 | 180 | Utica, NY/T.R. Proctor |
| 24 | Justin Mucci | Jr. | DB | 5'11 | 200 | Staten Island, NY/St. Peter's Boys |
| 25 | Chase Macula | So. | DB | 5'8 | 170 | River Edge, NJ/River Dell |
| 26 | Brandon Clark | Jr. | DB | 5'9 | 185 | Randolph, MA/Randolph |
| 27 | H. Dario Melendez | Fr. | WR/QB | 6'0 | 185 | Boca Raton, FL/Spanish River |
| 28 | Daniel LoVerde | Jr. | DB | 5'10 | 185 | Woodmere, NY/Hewlett/Fairfield Univ. |
| 28d | Fidel Santiago | Fr. | K/P | 5'10 | 210 | New York, NY/Xavier |
| 29 | Bryan Shalvoy | Jr. | RB | 5'10 | 235 | Southbury, CT/Canterbury School |
| 29d | Andrew Spock | Fr. | DB | 5'8 | 160 | Dunellen, NJ/Dunellen |
| 30 | Sword Shaw | Sr. | DB | 5'11 | 185 | Cresskill, NJ/Cresskill |
| 31 | Dan Salvaggio | Jr. | DB | 5'10 | 180 | Lindenhurst, NY/Lindenhurst |
| 32 | Jason Price | Fr. | RB | 5'10 | 190 | Norwalk, CT/Norwalk |
| 33 | Mike Scott | Sr. | DB | 5'11 | 190 | Groton, CT/Fitch |
| 34 | Rolando Garcia | So. | LB | 5'10 | 215 | Bronx, NY/Avon Old Farms (CT) |
| 35 | Lars Anderson | So. | K | 5'7 | 160 | Fairfield, CT/Fairfield |
| 36 | Andrew Grant | Jr. | LB | 6'0 | 220 | New Hartford, NY/Worcester Acad. |
| 37 | Robert Rebelo | So. | DB | 5'9 | 190 | Westwood, NJ/Westwood |
| 39 | Matthew McClune | So. | RB | 5'10 | 220 | Pembroke, MA/B.C. |
| 39d | Edward Loscalzo | Fr. | DB | 5'9 | 170 | Seaford, NY/MacArthur |
| 40 | Shawn Day | Sr. | LB | 6'1 | 230 | Hornell, NY/Lacawanna JC |
| 40d | Sean Connington | Fr. | LB | 6'0 | 210 | Yonkers, NY/Stepinac |
| 41 | Howard Brown | Sr. | RB | 5'10 | 210 | West Warwick, RI/La Salle Acad. |
| 42 | Eric Pawlowski | Fr. | LB | 5'10 | 195 | Branchburg, NJ/Immaculata HA |
| 43 | Ryan Fersch | Fr. | LB | 5'11 | 205 | Bloomington, NJ/Butler |
| 44 | Scott Smiley | Fr. | LB | 6'1 | 210 | San Diego, CA/Helix |
| 44d | Michael Buesser | Fr. | FB | 5'10 | 195 | Hillsdale, NJ/Pascack Valley |
| 45 | Joseph Martino | Fr. | LB | 6'0 | 205 | Stratford, CT/Bunnell |
| 46 | Michael Anagnostou | Fr. | LB | 6'0 | 210 | Enfield, CT/Enfield |
| 47 | Dave Morson | Sr. | LB | 6'3 | 215 | Ocean, NJ/Ocean Twp. |
| 48 | John Costantino | So. | DB | 5'11 | 190 | Abington, MA/Xavarian Westwood |
| 49 | Joseph McPartland | Fr. | LB | 6'0 | 185 | East Patchogue, NY/Bellport |
| 49d | Nicholas Lucci | Fr. | FB | 5'10 | 235 | Union City, NJ/Union City |
| 50 | David Preston | Fr. | LB | 6'0 | 235 | Arlington, MA/Arlington |
| 52 | Tim Furtak | Jr. | LB | 5'10 | 225 | East Haven, CT/Notre Dame-West Haven |
| 53 | Brian O'Carroll | Fr. | LB | 5'11 | 205 | Monroe, NY/Monroe-Woodbury |
| 54 | Robert Occhiuzzi | So. | DL | 6'2 | 230 | Red Bank, NJ/Red Bank Catholic |
| 55 | Terrance White | Sr. | OL | 6'2 | 275 | New Haven, CT/Hyde |
| 55d | Brian Goodmond | Fr. | LB | 6'0 | 238 | New Rochelle, NY/New Rochelle |
| 56 | Jason Richardson | Fr. | DL | 6'0 | 255 | Malden, MA/Malden Catholic |
| 57 | Ali Sayed Ahmed | Fr. | DL | 6'4 | 240 | Danbury, CT/Danbury |
| 58 | Jason Clement | So. | LB | 5'11 | 190 | New Fairfield, CT/New Fairfield |
| 59 | Anthony Santoro | Fr. | DL | 6'2 | 225 | Absecon, NJ/St. Augustine Prep |
| 60 | David Oshiokepkhai | So. | DL | 6'3 | 295 | Hillside, NJ/Hillside |
| 61 | Joseph Vitanza | Fr. | DL | 6'1 | 240 | White Plains, NY/White Plains |
| 62 | Pat Bragan | So. | OL | 6'3 | 250 | Abington, MA/B.C. High |
| 62d | Edward Christian | Fr. | DL | 6'2 | 245 | Larchmont, NY/Northfield (MA) |
| 63 | John DeCarlo | Jr. | OL | 6'6 | 300 | Lanoka Harbor, NJ/Msgr. Donovan |
| 64 | Matthew Savoy | Fr. | OL | 6'1 | 310 | West Haven, CT/West Haven |
| 65 | Andrew Seagraves | So. | OL | 6'1 | 310 | Pennsville, NJ/Pennsville |
| 66 | Steven Peshler | Fr. | OL | 6'0 | 320 | Hopkinton, MA/Hopkinton |
| 67 | Samuel Kiningham | So. | OL | 6'4 | 280 | Little Silver, NJ/Bridgeton Acad. |

| NO. | NAME | YR | POS | HT | WT | HOMETOWN/HIGHSCHOOL |
|-----|-------------------|-----|-----|------|-----|--------------------------------------|
| 69 | Jasper Saunders | Jr. | DL | 5'11 | 270 | Rhinebeck, NY/Rhinebeck |
| 70 | Rob Kinsley | Jr. | DL | 6'1 | 300 | Fairfield, CT/Fairfield |
| 71 | Tom Denninger | Sr. | OL | 6'3 | 290 | Newtown, CT/Newtown |
| 72 | David Mihalov | Jr. | DL | 6'1 | 250 | Bridgeport, CT/Notre Dame-Fairfield |
| 73 | Randy Steyert | Fr. | OL | 6'1 | 275 | Sag Harbor, NY/Piebon |
| 74 | William Davis | So. | OL | 6'4 | 275 | Nashua, NH/Nashua |
| 75 | Xavier Sanchez | Jr. | OL | 6'3 | 300 | Bridgeport, CT/Bridgeport Central |
| 76 | Tim Stone | Sr. | OL | 6'3 | 280 | Somerville, MA/Malden Catholic |
| 77 | Mike Bazos | Jr. | DL | 6'2 | 250 | Longmeadow, MA/Longmeadow |
| 78 | Paul Von Sück | Fr. | OL | 6'2 | 245 | West New York, NJ/Poly Prep |
| 79 | Jeff Parry | Jr. | OL | 6'4 | 310 | Syracuse, NY/Westhill |
| 80 | Joey Henley | So. | TE | 6'4 | 220 | Kent, WA/Kentridge |
| 81 | James Wright | So. | WR | 5'9 | 165 | New Haven, CT/Wilbur Cross |
| 82 | Justin Jarry | So. | TE | 6'5 | 230 | Nashua, NH/Nashua |
| 83 | Scott McIntyre | Fr. | WR | 6'1 | 180 | Plainville, CT/Northfield Mt. Herman |
| 85 | Steve Clayton | Sr. | WR | 6'3 | 215 | Pontiac, MI/Pontiac Central |
| 86 | Bryan Butterworth | Jr. | WR | 5'8 | 170 | Hanover, MA/Scituate |
| 87 | Glenn Kelloway | Sr. | TE | 6'4 | 225 | North Andover, MA/N. Andover |
| 88 | Mike Peshler | Sr. | TE | 6'4 | 245 | Hopkinton, MA/Bridgton Academy |
| 89 | Ryan Galvin | Fr. | LB | 6'3 | 230 | Glen Head, NY/North Shore |
| 90 | Shalin Mena | So. | DE | 6'2 | 245 | Cliffside Park, NJ/Cliffside Park |
| 91 | Bryan Cocco | Fr. | DL | 6'3 | 260 | Northampton, MA/Northampton |
| 92 | James McDonald | Fr. | DL | 6'4 | 220 | Bayport, NY/Bayport |
| 93 | Richard McGraw | Fr. | DL | 6'3 | 235 | Colts Neck, NJ/Colts Neck |
| 94 | Michael Harnois | Fr. | DL | 6'3 | 260 | Worcester, MA/Holy Name |
| 95 | Kyle Warner | Jr. | DL | 6'2 | 265 | Sunapee, NH/Bridgton Acad. |
| 96 | Joe Murphy | Jr. | DL | 6'2 | 230 | Haverford, PA/Malvern Prep |
| 97 | Dominick DeCandia | So. | DL | 6'4 | 245 | North Bergen, NJ/N. Bergen Tech. |
| 98 | William Hayden | So. | DL | 6'4 | 235 | Milford, PA/Delaware Valley |
| 99 | Stephen Keefe | So. | DL | 6'0 | 255 | Salem, NH/Bridgeton Acad. |



Dave Morson
Senior Linebacker

Sacred Heart

Record Book



| Rushing Attempts | Record | Opponent | Date |
|-----------------------|--------|----------|----------|
| Game: Ron Stopkoski | 44 | Iona | 10/31/92 |
| Season: Marvin Royal | 257 | | 2001 |
| Career: Ron Stopkoski | 560 | | 1991-94 |

| Rushing Yards | Record | Opponent | Date |
|------------------------|--------|----------|----------|
| Game: Marvin Royal | 302 | Iona | 10/28/00 |
| Season: Marvin Royal | 1,068 | | 2000 |
| Career: Brian Ihlefeld | 2,408 | | 1993-96 |
| Team Game: | 459 | Iona | 10/28/00 |

| Rushing TDs | Record | Opponent | Date |
|-----------------------|----------|------------|----------|
| Game: Marvin Royal | 4 | Iona | 10/28/00 |
| Longest: Donny Fowler | 94 yards | Assumption | 10/14/95 |
| Season: Marvin Royal | 16 | | 2001 |
| Career: Marvin Royal | 26 | | 2000-01 |
| Team Game: | NA | | |
| Team Season: | NA | | |

| Receptions | Record | Opponent | Date |
|-------------------------|--------|-------------|----------|
| Game: Doug Geoffrey | 12 | Stony Brook | 10/14/00 |
| Season: DeVeren Johnson | 49 | | 2001 |
| Career: Chris Wilkinson | 112 | | 1996-00 |
| Team Game: | 28 | Stony Brook | 10/14/00 |
| Team Season: | 176 | | 2001 |

| Receiving Yards | Record | Opponent | Date |
|-------------------------|--------|---------------|---------|
| Game: DeVeren Johnson | 209 | Robert Morris | 9/22/01 |
| Season: DeVeren Johnson | 1,157 | | 2001 |
| Career: DeVeren Johnson | 1,750 | | 2000-01 |
| Team Game: | 333 | Siena | 9/2/01 |
| Team Season: | 2,608 | | 2001 |

| Receiving TDs | Record | Opponent | Date |
|--------------------------|--------|---------------|----------|
| Game: DeVeren Johnson | 3 | Monmouth | 11/17/01 |
| DeVeren Johnson | 3 | Robert Morris | 9/22/01 |
| Longest: DeVeren Johnson | 80 | Stony Brook | 10/14/00 |
| Season: DeVeren Johnson | 13 | | 2001 |
| Career: DeVeren Johnson | 19 | | 2000-01 |
| Team Game: | NA | | |
| Team Season: | 26 | | 2001 |

| Passing Attempts | Record | Opponent | Date |
|---------------------------|--------|-------------|----------|
| Game: Justin Holtfreter | 44 | Stony Brook | 10/14/00 |
| Season: Justin Holtfreter | 298 | | 2001 |
| Career: Justin Holtfreter | 585 | | 2000-01 |
| Team Game: | NA | | |
| Team Season: | 315 | | 2001 |

| Completions | Record | Opponent | Date |
|---------------------------|--------|-------------|----------|
| Game: Justin Holtfreter | 28 | Stony Brook | 10/14/00 |
| Season: Justin Holtfreter | 170 | | 2001 |
| Career: Justin Holtfreter | 319 | | 2000-01 |
| Team Game: | 28 | Stony Brook | 10/14/00 |
| Team Season: | 176 | | 2001 |

| Touchdown Passes | Record | Opponent | Date |
|---------------------------|----------|-------------|----------|
| Game: Justin Holtfreter | 4 | Monmouth | 11/17/01 |
| Justin Holtfreter | 4 | Stony Brook | 10/13/01 |
| Matt McGreevy | 4 | Curry | 10/19/95 |
| Longest: Dave Vogt | 94 yards | Assumption | 10/14/95 |
| Season: Justin Holtfreter | 26 | | 2001 |
| Career: Justin Holtfreter | 40 | | 2000-01 |
| Team Game: | 4 | Monmouth | 11/17/01 |
| | 4 | Stony Brook | 10/13/01 |
| | 4 | Curry | 10/19/95 |
| Team Season: | 26 | | 2001 |

| Passing Yardage | Record | Opponent | Date |
|---------------------------|--------|---------------|---------|
| Game: Justin Holtfreter | 321 | Robert Morris | 9/22/01 |
| Season: Justin Holtfreter | 2,581 | | 2001 |
| Career: Justin Holtfreter | 4,430 | | 2000-01 |
| Team Game: | 333 | Siena | 9/29/01 |
| Team Season: | 2,608 | | 2001 |

| Touchdowns | Record | Opponent | Date |
|----------------------|--------|----------|----------|
| Game: Marvin Royal | 4 | Iona | 10/28/00 |
| Kiheme Cowan | 4 | Bryant | 11/13/98 |
| Season: Marvin Royal | 18 | | 2001 |
| Career: Marvin Royal | 28 | | 2000-01 |
| Team Game: | 9 | Curry | 11/4/95 |
| Team Season: | 62 | | 2001 |

| Points | Record | Opponent | Date |
|---------------------|--------|----------|----------|
| Game: Marvin Royal | 24 | Iona | 10/28/00 |
| Kiheme Cowan | 24 | Bryant | 11/13/98 |
| Season: Tim Redican | 79 | | 2000 |
| Career: Tim Redican | 228 | | 1999-02 |
| Team Game: | 62 | Curry | 11/4/95 |
| Team Season: | 450 | | 2001 |

| Total Yards | Record | Opponent | Date |
|---------------------------|--------|-------------|----------|
| Game: Justin Holtfreter | 303 | Stony Brook | 10/14/00 |
| Season: Justin Holtfreter | 1,887 | | 2000 |
| Career: Brian Ihlefeld | 2,408 | | 1993-96 |
| Team Game: | 587 | Assumption | 9/2/00 |
| Team Season: | 4,277 | | 2001 |

| Extra Points | Record | Opponent | Date |
|---------------------|--------|----------|----------|
| Game: Tim Redican | 7 | Iona | 10/28/01 |
| Season: Tim Redican | 49 | | 2001 |
| Career: Tim Redican | 114 | | 1999-02 |
| Team Game: | 7 | Iona | 10/28/01 |
| Team Season: | 49 | | 2001 |

| Field Goals | Record | Opponent | Date |
|---------------------|----------|-------------|---------|
| Game: Tim Redican | 4 | Assumption | 9/2/00 |
| Longest: Lou Monaco | 47 yards | Stony Brook | 10/5/96 |
| Season: Tim Redican | 16 | | 2000 |
| Career: Tim Redican | 38 | | 1999-02 |
| Team Game: | 4 | Assumption | 9/2/00 |
| Team Season: | 16 | | 2000 |

| Kickoff Return Yards | Record | Opponent | Date |
|-----------------------|----------|-------------|---------|
| Longest: Scott Warman | 95 yards | Stony Brook | 10/2/93 |

| Punt Return Yards | Record | Opponent | Date |
|-----------------------|---------------|------------|---------|
| Longest: Kiheme Cowan | 71 yards (TD) | St. John's | 9/22/00 |

| Punts | Record | Opponent | Date |
|-----------------------|----------|-----------|----------|
| Longest: Tony Palazzi | 72 yards | C.W. Post | 10/11/97 |

| Interceptions | Record | Opponent | Date |
|-------------------------|----------------|------------------|----------|
| Game: Rob Stopkowski | 3 | St. Francis (PA) | 9/17/94 |
| Marc Scacciaferro | 3 | Iona | 9/21/91 |
| Longest: Bill Jonston | 100 yards (TD) | Assumption | 10/16/93 |
| Season: Blake Neri | 6 | | 2001 |
| Marc Scacciaferro | 6 | | 1991 |
| Career: Brian Pawlowski | 11 | | 2000-02 |
| Team Game: | 5 | Iona | 9/21/91 |
| Team Season: | 24 | | 2001 |
| | 24 | | 1991 |

| Tackles | Record | Opponent | Date |
|-----------------------|--------|----------|----------|
| Game: Chris Roche | 21 | Bryant | 11/14/98 |
| Season: Kayode Mayowa | 129 | | 2000 |
| Career: Kayode Mayowa | 463 | | 1999-02 |
| Team Game: | NA | | |
| Team Season: | 875 | | 1999 |

| Sacks | Record | Opponent | Date |
|------------------------|--------|----------|----------|
| Game: Russ Greenberg | 7 | Upsala | 11/16/91 |
| Season: Odain Mitchell | 16 | | 2002 |
| Career: Odain Mitchell | 27 | | 1999-02 |
| Team Game: | 12 | Iona | 11/16/02 |
| Team Season: | 47 | | 2002 |



St. Francis (PA) University

Red Flash

A more experience lineup will give the Red Flash a chance to surprise in the NEC standings.

The Red Flash enter the 2004 season with guarded optimism. Third-year head coach Dave Opfar's team boasts plenty of experience on both sides of the ball and more depth than any St. Francis grid squad in recent memory. The Flash have made strides on both offense and defense since Opfar took over in 2002. In his first season, the defensive unit ranked sixth in NCAA Division I-AA, allowing just 250.8 yards-per-game. Last fall, the offensive unit demonstrated strides behind a stand-out class of freshman skill players, piling up 2,989 yards of total offense. Now the challenge for the third-year coach is to have both units perform at a high level and reverse the fortunes of a program looking for its first winning season since 1992.

Anthony Doria returns after a record-setting rookie campaign. Doria completed 150-of-286 passes for 1,663 yards and 12 touchdowns. His 150 completions and 12 TD tosses both rank second all-time in a single season in school history. Doria was a model of consistency as a freshman, throwing for over 100 yards in seven games and over 200 yards in four games. He finished last season ranked fourth in the Northeast Conference in both passing yards/game and total offense.

Sophomore Joe DeLeo enters 2004 as the number two quarterback on the depth chart. DeLeo demonstrated significant progress during spring drills. Also back for the Flash is sophomore Sean Pacifico. Freshman Matt Korn enters the mix at quarterback this fall. Korn threw for 3,817 yards during his scholastic career at Schuylkill Valley High School.

Sophomores Todd Harris and Ricky Taylor return after sharing regular tailback duties with St. Francis all-time leading rusher Michael Hall in 2003. Harris carried 60 times for 240 yards and a touchdown last fall. Taylor finished his freshman campaign with 205 yards and two scores on 73 carries. Both backs also returned kickoffs for the Flash and the second-year tandem gives Opfar an experienced one-two punch in the backfield.

Senior Lou Motley is also back. Motley rushed for 52 yards on six carries and is the team's top kickoff return man after running back 12 kickoffs for 186 yards. Freshman Leo Magulick enters the program vying for playing time. He ran for 1,259 yards and 23 touchdowns on 184 carries last fall at Northern Cambria High School.

Nick SanDoval stepped into a starting role as a freshman fullback, paving the way for Red Flash tailbacks to rush for over 1,000 yards for the just the second time in the last eight seasons. SanDoval also carried the ball six times for 20 yards in 2003. Senior Travis Gregg, junior Matt Strauss and freshmen Rich Lamont and Cory Walker will contend for playing time at fullback in 2004. Gregg moves to the backfield after seeing action along the Red Flash offensive line earlier in his career.

The Flash are loaded at wideout with three of last year's top 10 receivers in the NEC returning. This trio accounted for 65.4 percent of SFU's receiving yards in 2003. As a team, St. Francis' 1,976 receiving yards were the most for the program since 1997. Junior Maurice Sales ranked third in the NEC in catches/game and fourth in receiving yards/game last fall. Arguably the fastest receiver in the league, Sales closed 2003 with a monster performance against Monmouth, making 14 catches for 172 yards and a touchdown on his way to NEC Rookie-of-the-Week accolades.

Sophomore Luke Palko made a team-high 42 receptions for 354

yards and two scores last fall. His 42 catches ranks fifth all-time in a single season at the University. A surehanded receiver with a knack for sustaining drives with key catches, Palko made at least two receptions in each of his team's 10 games in 2003. He also served as SFU's primary punt return man, returning 19 punts for 53 yards. Sophomore Michael Caputo ranked eighth in the NEC in receptions/game and 10th in receiving yards/game in 2003. He led the Flash in touchdown catches and points scored and enjoyed a career afternoon against Albany last October, making 13 catches for 161 yards and two scores. His 161 receiving yards against the Great Danes ranks third all-time in a single game at the University. Sophomore Matt Taylor and freshmen David Brown, Michael Walsh and Lemar Williams enter the program looking to contribute at wide receiver.

Tight end Kevin McCray, a senior, showcased his tremendous athleticism at tight end last season and enters 2004 as one of the league's premier players at this position. McCray, who moved to tight end last fall after two seasons at quarterback, made 28 catches for 411 yards and a touchdown in 2003. His 45.7 yards receiving/game ranked ninth in the NEC. McCray also demonstrated solid skills as a blocker and enters his senior campaign as one of the key cogs in the Red Flash offensive unit. Junior Joe Thomas and sophomores Jonathan Beck and Steve Matecka return and will vie for playing time this fall. Matecka moves to tight end after spending his freshman campaign competing for playing time along the offensive line. Freshman Brandon Bishop will also be in the mix for playing time at tight end this season.

The Flash fielded a young offensive line last season that showed its inexperience at times. This year's corps of linemen will benefit greatly from the valuable experience gained in the trenches last fall. Seniors Chad Wilson and Dave Hillenbrand return with plenty of experience. Wilson has drawn playing time at tackle and guard during his career and enters camp as the probable starter at left tackle. Hillenbrand will vie for the starting job at center after a solid showing during spring drills. Juniors Matt Volland and Michael Mease enter the 2004 campaign looking to increase their contributions. Volland will compete for the starting nod at left tackle and Mease will compete for playing time at left guard.

Sophomores Ryan Bird, Ryan Faraci, Tyler Petro, Chad Giannini and Bill Holter joined the program last season, gained valuable experience and are second-year performers with a wealth of potential. The four second-year linemen will all contend for significant playing time in the trenches in 2004. Freshman linemen entering the program this fall include Jim Becker, Derek Bower, Michael Green, Jeff Hoag, Corey Milward and Derek Uperesa.

On defense, experience abounds in the secondary, where three senior starters return.

Fifth-year senior Marcus Haines moves from free to strong safety and is the leader of St. Francis' corps of defensive backs. A strong candidate for All-NEC honors, Haines led last year's squad with 90 tackles, including a team-high 51 solo hits and nine stops for losses. He picked off three passes, including two in the Flash's win over La Salle last October. Looking to fill the starting spot at free safety will be senior Kent Bryant. A hard-hitter with plenty of experience, Bryant recorded 40 tackles and picked off a pass last fall while drawing most of his playing time at strong safety. Senior Brandon Turner emerged as one of the league's top cover cornerbacks last season, leading the squad in pass break-ups and interceptions. An aggressive player with big-play capabilities, Turner enters the season with 16 career deflections.

Junior Michael Bowman also returns and will vie for a starting job at cornerback. Bowman made 27 tackles in 2003, including three for losses. He also broke up four passes and tallied a sack. Sophomore defensive backs Antawn Coleman, Chad Ignatz, Byron Moore and Steve Yackovich all return after gaining valuable experience a season ago. Coleman made seven tackles in 2003, drawing significant playing time. Ignatz, Moore and Yackovich also saw extended action, giving Opfar plenty of experience to draw upon in 2004. Rookie defensive backs on this year's roster include Andrew Ardestani, Nate Arnett, Akono Bryant, Bob Krull, Anthony Richards, Fehi Sevelo, Courtney Williams and Rickey Williamson.

All-NEC candidate Michael Craig returns at inside linebacker and will anchor the Flash linebacking corps. A two-year starter, the junior finished second on last year's squad in total and solo tackles. He also forced two fumbles, recovered another and blocked a kick. Craig already has 103 career tackles and 19 tackles-for-losses and ranks fifth all-time at St. Francis with 75 interception return yards. Senior Terry Whalen, junior Chris Hamilton and sophomore Sean McCune also return on the inside. Hamilton moved from fullback to linebacker last season and emerged as a key contributor on the defensive side of the ball. McCune, who served as a training officer in the Navy before enrolling at St. Francis, recorded five tackles last fall, coming on strong down the stretch of the 2003 campaign.

On the outside, senior Michael Harrison and juniors Tom Koons and Ivin Hicks will battle for starting jobs. Koons was slowed by a knee injury for much of last season but still managed to make 28 tackles, including six stops for losses and two sacks. He enters preseason camp 100 percent healthy.

Hicks moves to linebacker after seeing playing time at defensive back in each of his first two seasons. He ranks third among returnees after recording 41 tackles in 2003. Hicks also forced two fumbles and broke up a pair of passes. Second-year linebackers Brandon Neil and Louis Beninato also return. Neil made five tackles and recorded a pass deflection in 2003. Beninato sat out last season. As a senior at Colts Neck High School (NJ) in 2002, he made 89 tackles and forced seven fumbles. First-year, Bruce Shickora and Don Smith enter the program vying for playing time at linebacker.

Seniors Jason Dean and Aaron Herring both return along the defensive line after starting every game last season. A three-year starter at nose tackle, Dean recorded 31 tackles in 2003. An Academic All-American candidate, he ranked fourth on last year's squad with eight tackles-for-losses and is the leader of the Red Flash defensive front. Herring returned to the program last fall after a season away from the team. He led last year's team with five sacks and finished tied for second in tackles-for-losses with nine from his defensive end position. Herring also broke up two passes and recovered two fumbles.

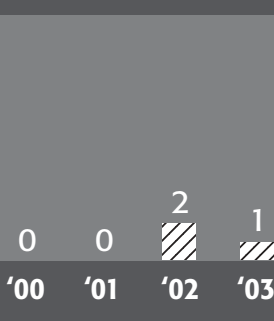
Seniors James Painter and Brandon Winfield are two other fourth-year performers that will vie for playing time along the line. Junior nose tackle Brandon Hobbs and junior-college transfer Jean Lopez will also be in the mix up front, as will sophomores Andrew Burick, Anthony Mitchell and Jarriett Robinson. Mitchell saw plenty of action as a rookie last fall, recording 15 tackles, and is a probable starter at defensive end. Robinson made seven tackles, forced a fumble and recovered another during his playing time along the Red Flash defensive front in 2003.

Defensive linemen entering the program in 2004 include Daniel Otineru, Jim Robb and Matt Shine. Shine was a two-time first-team all-conference performer during his scholastic career at Pittsburgh's Upper St. Clair High School. He helped lead Upper St. Clair to a 12-1 record in 2003.

Three-year starter Carl Parrish returns at punter. A regional Academic All-American last season, Parrish already ranks second all-time at the University in punts (185) and punt yardage (6,201). He needs 10 more punts and 187 punting yards to become the school's all-time leader in both categories. His career average of 33.5 yards/punt ranks fourth all-time at St. Francis. Last season, Parrish punted 66 times for 2,248 yards (34.1 yds/punt).

Freshman Adam Sciuili joins the team this fall and is the probable starter at placekicker. Sciuili was a two-time first-team all-conference performer at Pittsburgh's Central Catholic High School. He converted on 10-of-14 field goal attempts and 54-of-58 point-after-tries for the Vikings last season, helping lead his team to a Western Pennsylvania Interscholastic Athletic League (WPIAL) championship and a runner-up finish in the state. Sophomore Brian Higginbotham enters the 2004 campaign looking to back-up Parrish and Sciuili at punter and placekicker, respectively. Higginbotham also played volleyball at St. Francis last season.

Four-Year Wins Trend



2004 schedule

| Date | Opponent | Time |
|-------|--------------------------|---------|
| 9/4 | at Georgetown | 1:00 pm |
| 9/11 | Sacred Heart | 1:00 pm |
| 9/18 | Valparaiso | 1:00 pm |
| 9/25 | Robert Morris | 1:00 pm |
| 10/2 | La Salle | 1:00 pm |
| 10/9 | at Albany | 1:00 pm |
| 10/16 | Stony Brook | 1:00 pm |
| 10/23 | at Central CT St. | 1:00 pm |
| 10/30 | Morehead State | 1:00 pm |
| 11/6 | Wagner | 1:00 pm |
| 11/13 | at Monmouth | 1:00 pm |

NEC Games in **Bold**

2003 results

| Date | Opponent | Score |
|-------|-------------------------|---------|
| 9/6 | Gannon | L 20-52 |
| 9/13 | at Sacred Heart | L 12-37 |
| 9/20 | at Valparaiso | L 6-38 |
| 9/27 | at Robert Morris | L 6-36 |
| 10/4 | at La Salle | W 33-27 |
| 10/11 | Albany | L 21-44 |
| 10/18 | at Stony Brook | L 14-49 |
| 10/25 | Central CT St. | L 28-35 |
| 11/8 | Wagner | L 7-21 |
| 11/15 | Monmouth | L 21-28 |

NEC Games in **Bold**

all-time records

| Year | Record | SFPA vs. the NEC | |
|---------|----------|------------------|--------|
| 1909 | 2-2 | Opponent | Record |
| 1910 | 3-2-1 | | |
| 1911 | 4-3-2 | Opponent | Record |
| 1912 | 10-3 | | |
| 1913 | NA | Opponent | Record |
| 1914 | 4-2 | | |
| 1915 | 2-3 | Opponent | Record |
| 1916 | No team | | |
| 1917 | 6-0 | Opponent | Record |
| 1918 | No team | | |
| 1919 | 3-4 | Opponent | Record |
| 1920-21 | No team | | |
| 1922 | 0-4 | Opponent | Record |
| 1923 | 0-6 | | |
| 1924 | 2-3 | Opponent | Record |
| 1925 | 5-1-1 | | |
| 1926 | 4-1 | Opponent | Record |
| 1927 | 6-2 | | |
| 1928 | 4-2-1 | Opponent | Record |
| 1929 | 4-3-1 | | |
| 1930 | 4-4 | Opponent | Record |
| 1931 | 2-5-1 | | |
| 1932-37 | No team | Opponent | Record |
| 1938 | 1-6 | | |
| 1939 | 0-7-1 | Opponent | Record |
| 1940 | 6-2 | | |
| 1941 | 6-0-1 | Opponent | Record |
| 1942-46 | No team | | |
| 1947 | 4-1 | Opponent | Record |
| 1948 | 5-4 | | |
| 1949 | 4-4-1 | Opponent | Record |
| 1950 | 4-4 | | |
| 1951 | 3-5 | Opponent | Record |
| 1952 | 0-7 | | |
| 1953 | 3-7 | Opponent | Record |
| 1954-68 | No teams | | |
| 1969 | 1-5 | Opponent | Record |
| 1970 | 3-4 | | |
| 1971 | 7-1 | Opponent | Record |
| 1972 | 5-4 | | |
| 1973 | 5-4 | Opponent | Record |
| 1974 | 7-1 | | |
| 1975 | 3-4-1 | Opponent | Record |
| 1976 | 2-6 | | |
| 1977 | 3-5-1 | Opponent | Record |
| 1978 | 4-5 | | |
| 1979 | 2-6 | Opponent | Record |
| 1980 | 2-7 | | |
| 1981 | 3-6-1 | Opponent | Record |
| 1982 | 0-8-1 | | |

The Quickies the little things you might want to know

General Information

| | |
|-------------------------|-------------------------------|
| Location: | Loretto, PA |
| Founded: | 1847 |
| Enrollment: | 2,000 |
| Nickname: | Red Flash |
| Colors: | Red and White |
| President: | Reverend Gabriel Zeis, T.O.R. |
| Faculty Representative: | Dr. Phil Benham |
| Athletic Director: | Jeffrey Eisen |
| SWA: | Erika Renwick |
| Home Field/Capacity: | Pine Bowl/1,500 |
| Athletic Phone: | (814) 472-3276 |

Football Information

| | |
|-------------------------------|----------------|
| Head Coach: | Dave Opfar |
| Overall Record/Years: | 3-17/2 |
| Record at SFPA/Years: | 3-17/2 |
| Inaugural Football Season: | 1909 |
| 2003 Record: | 1-9 |
| NEC Record/Place: | 0-7/8th |
| Offensive System: | Multiple |
| Defensive System: | Multiple |
| Off. Starters Returning/Lost: | 10/1 |
| Def. Starters Returning/Lost: | 9/2 |
| Football Office Phone: | (814) 472-3018 |

Sports Information

| | |
|------------------------------|--------------------------------------|
| Sports Information Director: | Pat Farabaugh |
| SID Phone: | (814) 472-3128 |
| SID Fax Line: | (814) 472-3196 |
| SID Home Phone: | (814) 472-4986 |
| SID e-mail Address: | pfarabaugh@francis.edu |
| Press Box Phone: | (814) 472-3128 |
| Athletic Hotline Phone: | (814) 472-3896 |
| Website Address: | francis.edu/athletics/AthlHome.shtml |

Coaching Staff

| | |
|-------------------------|-------------------|
| Assistant Head Coach | Darnel Richardson |
| Offensive Coordinator | Paul Failla |
| Running Backs/Sp. Teams | A.J. Anderson |
| Defensive Line | Mike Lux |
| Inside Linebackers | Rick Magulick |
| Outside LB/Safeties | Daunte Neal |
| Offensive Lineman | Kevin Rock |
| Wide Receivers | Jay Roberts |

In Depth

Offense

| | | |
|----|----|--|
| QB | 14 | Anthony Doria (6-1, 205, So.) |
| | 12 | Joe DeLeo (6-4, 185, So.) |
| FB | 32 | Nick SanDoval (6-0, 225, So.) |
| | 30 | Matt Strauss (5-11, 220, Jr.) |
| TB | 33 | Todd Harris (5-10, 200, So.) |
| | 34 | Ricky Taylor (5-11, 185, So.) |
| LT | 69 | Chad Wilson (6-3, 330, Sr.) |
| | 77 | Matt Volland (6-1, 270, Jr.) |
| LG | 71 | Ryan Faraci (6-2, 280, So.) |
| | 66 | Michael Mease (6-1, 280, Jr.) |
| C | 76 | David Hillenbrand (6-0, 300, Sr.) |
| | 72 | Chad Giannini (6-5, 310, So.) |
| RG | 78 | Bill Holter (6-3, 320, So.) |
| | 72 | Chad Giannini (6-5, 310, So.) |
| RT | 74 | Ryan Bird (6-4, 320, So.) |
| | 64 | Tyler Petro (6-4, 245, So.) |
| TE | 17 | Kevin McCray (6-3, 225, Sr.) |
| | 85 | Jonathan Beck (6-2, 240, So.) |
| WR | 5 | Luke Palko (6-0, 180, So.) |
| | 6 | Michael Caputo (5-11, 165, So.) |
| WR | 9 | Maurice Sales (5-11, 185, Jr.) |
| | 81 | Brian Higginbotham (6-1, 175, So.) |

Defense

| | | |
|----|----|---|
| DE | 98 | Aaron Herring (5-11, 255, Sr.) |
| | 49 | Jarriett Robinson (5-11, 220, So.) |
| DT | 90 | Jason Dean (6-3, 280, Sr.) |
| | 96 | Brandon Hobbs (5-11, 320, Jr.) |
| DE | 67 | Anthony Mitchell (6-1, 240, So.) |
| | 50 | James Painter (6-0, 220, Sr.) |
| LB | 3 | Tom Koons (5-10, 200, Jr.) |
| | 42 | Michael Harrison (5-11, 210, Sr.) |
| LB | 4 | Michael Craig (6-0, 230, Jr.) |
| | 46 | Terry Whalen (6-2, 210, Sr.) |
| LB | 44 | Chris Hamilton (6-0, 250, Jr.) |
| | 54 | Sean McCune (6-0, 215, So.) |
| LB | 2 | Ivin Hicks (5-9, 195, Jr.) |
| | 38 | Louis Beninato (6-0, 200, Fr.) |
| CB | 13 | Michael Bowman (5-11, 185, Sr.) |
| | 29 | Byron Moore (5-9, 200, So.) |
| SS | 24 | Marcus Haines (6-1, 190, Sr.) |
| | 27 | Chad Ignatz (5-11, 185, So.) |
| FS | 8 | Kent Bryant (5-10, 180, Sr.) |
| | 1 | Antawn Coleman (5-11, 170, So.) |
| CB | 26 | Brandon Turner (5-9, 175, Sr.) |
| | 19 | Courtney Williams (6-0, 170, Fr.) |

Special Teams

| | | |
|----|----|--------------------------------------|
| PK | 16 | Adam Sciulli (5-10, 195, Fr.) |
| | 81 | Brian Higginbotham (6-1, 175, So.) |
| P | 41 | Carl Parrish (6-0, 175, Sr.) |
| | 81 | Brian Higginbotham (6-1, 175, So.) |
| PR | 5 | Luke Palko (6-0, 180, So.) |
| | 8 | Kent Bryant (5-10, 180, Sr.) |
| KR | 28 | Lou Motley (5-9, 195, Sr.) |
| | 2 | Ivin Hicks (5-9, 195, Jr.) |

St. Francis (PA)

2003 Statistics



| RUSHING | G | Att | Gain | Loss | Net | Avg | TD | Long | Avg/G |
|-----------------|----|-----|------|------|------|------|----|------|-------|
| Hall, Michael | 10 | 148 | 664 | 41 | 623 | 4.2 | 4 | 42 | 62.3 |
| Harris, Todd | 8 | 60 | 264 | 24 | 240 | 4.0 | 1 | 22 | 30.0 |
| Taylor, Ricky | 10 | 73 | 260 | 55 | 205 | 2.8 | 2 | 20 | 20.5 |
| Motley, Louis | 9 | 16 | 57 | 5 | 52 | 3.2 | 0 | 10 | 5.8 |
| SanDoval, Nick | 8 | 6 | 25 | 5 | 20 | 3.3 | 0 | 15 | 2.5 |
| Sales, Maurice | 8 | 1 | 8 | 0 | 8 | 8.0 | 0 | 8 | 1.0 |
| Palko, Luke | 10 | 1 | 3 | 0 | 3 | 3.0 | 0 | 3 | 0.3 |
| Hamilton, Chris | 7 | 1 | 2 | 0 | 2 | 2.0 | 0 | 2 | 0.3 |
| Coughlin, Nate | 4 | 12 | 23 | 51 | -28 | -2.3 | 0 | 8 | -7.0 |
| Doria, Anthony | 10 | 69 | 124 | 236 | -112 | -1.6 | 1 | 14 | -11.2 |
| Total..... | 10 | 387 | 1430 | 417 | 1013 | 2.6 | 8 | 42 | 101.3 |
| Opponents..... | 10 | 395 | 2325 | 317 | 2008 | 5.1 | 27 | 77 | 200.8 |

| PASSING | G | Pass Eff. | Att-Cmp-Int | Pct | Yds | TD | Lng | Avg/G |
|----------------|----|-----------|-------------|-------|------|----|-----|-------|
| Doria, Anthony | 10 | 103.95 | 286-150-16 | 52.4 | 1663 | 12 | 66 | 166.3 |
| Coughlin, Nate | 4 | 116.77 | 28-15-2 | 53.6 | 219 | 1 | 53 | 54.8 |
| Border, Bo | 5 | 182.40 | 8-6-0 | 75.0 | 63 | 1 | 25 | 12.6 |
| Palko, Luke | 10 | 690.40 | 1-1-0 | 100.0 | 31 | 1 | 31 | 3.1 |
| Total..... | 10 | 108.82 | 323-172-18 | 53.3 | 1976 | 15 | 66 | 197.6 |
| Opponents..... | 10 | 135.50 | 219-105-9 | 47.9 | 1829 | 17 | 63 | 182.9 |

| RECEIVING | G | No. | Yds | Avg | TD | Long | Avg/G |
|-----------------|----|-----|------|------|----|------|-------|
| Palko, Luke | 10 | 42 | 354 | 8.4 | 3 | 50 | 35.4 |
| Sales, Maurice | 8 | 38 | 519 | 13.7 | 3 | 43 | 64.9 |
| Caputo, Michael | 10 | 36 | 419 | 11.6 | 4 | 53 | 41.9 |
| McCray, Kevin | 9 | 28 | 411 | 14.7 | 1 | 52 | 45.7 |
| Harry, Delano | 7 | 7 | 28 | 4.0 | 0 | 9 | 4.0 |
| Harris, Todd | 8 | 6 | 25 | 4.2 | 0 | 11 | 3.1 |
| Border, Bo | 5 | 3 | 37 | 12.3 | 0 | 21 | 7.4 |
| Gergely, Matt | 7 | 3 | 31 | 10.3 | 1 | 18 | 4.4 |
| Motley, Louis | 9 | 3 | 13 | 4.3 | 1 | 6 | 1.4 |
| Hill, Damon | 7 | 2 | 120 | 60.0 | 2 | 66 | 17.1 |
| Taylor, Ricky | 10 | 1 | 9 | 9.0 | 0 | 9 | 0.9 |
| Hall, Michael | 10 | 1 | 7 | 7.0 | 0 | 7 | 0.7 |
| Strauss, Matt | 7 | 1 | 5 | 5.0 | 0 | 5 | 0.7 |
| Hamilton, Chris | 7 | 1 | -2 | -2.0 | 0 | 0 | -0.3 |
| Total..... | 10 | 172 | 1976 | 11.5 | 15 | 66 | 197.6 |
| Opponents..... | 10 | 105 | 1829 | 17.4 | 17 | 63 | 182.9 |

| TOTAL OFFENSE | G | Plays | Rush | Pass | Total | Avg/G |
|-----------------|----|-------|------|------|-------|-------|
| Doria, Anthony | 10 | 355 | -112 | 1663 | 1551 | 155.1 |
| Hall, Michael | 10 | 148 | 623 | 0 | 623 | 62.3 |
| Harris, Todd | 8 | 60 | 240 | 0 | 240 | 30.0 |
| Taylor, Ricky | 10 | 73 | 205 | 0 | 205 | 20.5 |
| Coughlin, Nate | 4 | 40 | -28 | 219 | 191 | 47.8 |
| Border, Bo | 5 | 8 | 0 | 63 | 63 | 12.6 |
| Motley, Louis | 9 | 16 | 52 | 0 | 52 | 5.8 |
| Palko, Luke | 10 | 2 | 3 | 31 | 34 | 3.4 |
| SanDoval, Nick | 8 | 6 | 20 | 0 | 20 | 2.5 |
| Sales, Maurice | 8 | 1 | 8 | 0 | 8 | 1.0 |
| Hamilton, Chris | 7 | 1 | 2 | 0 | 2 | 0.3 |
| Total..... | 10 | 710 | 1013 | 1976 | 2989 | 298.9 |
| Opponents..... | 10 | 614 | 2008 | 1829 | 3837 | 383.7 |

| PUNT RETURNS | No. | Yds | Avg | TD | Long |
|----------------|-----|-----|------|----|------|
| Palko, Luke | 19 | 53 | 2.8 | 0 | 10 |
| Landrom, Jimmy | 3 | 18 | 6.0 | 0 | 13 |
| Herring, Aaron | 1 | 3 | 3.0 | 0 | 0 |
| Bryant, Kent | 1 | 15 | 15.0 | 0 | 0 |
| Total..... | 24 | 89 | 3.7 | 0 | 13 |
| Opponents..... | 40 | 312 | 7.8 | 3 | 41 |

| KICK RETURNS | No. | Yds | Avg | TD | Long |
|----------------|-----|-----|------|----|------|
| Hill, Damon | 17 | 304 | 17.9 | 0 | 54 |
| Motley, Louis | 12 | 186 | 15.5 | 0 | 28 |
| Hicks, Ivin | 8 | 142 | 17.8 | 0 | 33 |
| Taylor, Ricky | 5 | 99 | 19.8 | 0 | 43 |
| Harris, Todd | 5 | 52 | 10.4 | 0 | 15 |
| Landrom, Jimmy | 3 | 64 | 21.3 | 0 | 40 |
| Sales, Maurice | 2 | 10 | 5.0 | 0 | 6 |
| Gergely, Matt | 1 | 0 | 0.0 | 0 | 0 |
| Klick, Donald | 1 | 0 | 0.0 | 0 | 0 |
| Total..... | 54 | 857 | 15.9 | 0 | 54 |
| Opponents..... | 35 | 749 | 21.4 | 0 | 75 |

| PUNTING | No. | Yds | Avg | Long | TD | FC | I20 | Blkd |
|----------------|-----|------|------|------|----|----|-----|------|
| Parrish, Carl | 65 | 2207 | 34.0 | 57 | 1 | 6 | 9 | 3 |
| TM | 4 | 4 | 1.0 | 3 | 0 | 0 | 0 | 1 |
| Fruits, Matt | 1 | 41 | 41.0 | 41 | 0 | 0 | 1 | 0 |
| Total..... | 70 | 2252 | 32.2 | 57 | 1 | 6 | 10 | 4 |
| Opponents..... | 53 | 1807 | 34.1 | 58 | 3 | 6 | 19 | 3 |



Kevin McCray
Senior Tight End

| SCORING | TD | FGs | Kick | Rush | Rcv | Pass | DXP | Saf | Points |
|-----------------|----|-----|-------|------|-----|------|-----|-----|--------|
| Caputo, Michael | 4 | 0-0 | 0-0 | 0-0 | 1 | 0-0 | 0 | 0 | 26 |
| Hall, Michael | 4 | 0-0 | 0-0 | 0-0 | 0 | 0-0 | 0 | 0 | 24 |
| Palko, Luke | 3 | 0-0 | 0-0 | 0-1 | 0 | 0-1 | 0 | 0 | 18 |
| Sales, Maurice | 3 | 0-0 | 0-0 | 0-0 | 0 | 0-0 | 0 | 0 | 18 |
| Graham, Dan | 0 | 0-2 | 16-20 | 0-0 | 0 | 0-0 | 0 | 0 | 16 |
| Taylor, Ricky | 2 | 0-0 | 0-0 | 0-0 | 0 | 0-0 | 0 | 0 | 12 |
| Hill, Damon | 2 | 0-0 | 0-0 | 0-1 | 0 | 0-0 | 0 | 0 | 12 |
| Doria, Anthony | 1 | 0-0 | 0-0 | 0-0 | 0 | 1-2 | 0 | 0 | 6 |
| McCray, Kevin | 1 | 0-0 | 0-0 | 0-0 | 0 | 0-0 | 0 | 0 | 6 |
| Gergely, Matt | 1 | 0-0 | 0-0 | 0-0 | 0 | 0-0 | 0 | 0 | 6 |
| Craig, Michael | 1 | 0-0 | 0-0 | 0-0 | 0 | 0-0 | 0 | 0 | 6 |
| Harris, Todd | 1 | 0-0 | 0-0 | 0-0 | 0 | 0-0 | 0 | 0 | 6 |
| Motley, Louis | 1 | 0-0 | 0-0 | 0-0 | 0 | 0-0 | 0 | 0 | 6 |
| Hicks, Ivin | 1 | 0-0 | 0-0 | 0-0 | 0 | 0-0 | 0 | 0 | 6 |
| Total..... | 25 | 0-2 | 16-20 | 0-2 | 1 | 1-3 | 0 | 0 | 168 |
| Opponents..... | 51 | 4-9 | 47-50 | 0-1 | 0 | 0-0 | 0 | 1 | 367 |

| FIELD GOALS | FGM-FGA | Pct | 01-19 | 20-29 | 30-39 | 40-49 | 50+ | Lg | Blk |
|-------------|---------|-----|-------|-------|-------|-------|-----|----|-----|
| Graham, Dan | 0-2 | 0.0 | 0-0 | 0-2 | 0-0 | 0-0 | 0-0 | 0 | 1 |

| DEFENSE/LEADERS | GP | UT | AT | Total | ForLoss | No-Yards | Int-Yds | BrUp | QBH | Rev-Yds | FF | Blkd | Kick | Saf |
|-----------------|----|-----|-----|-------|---------|----------|---------|------|-----|---------|----|------|------|-----|
| Haines, Marcus | 10 | 51 | 39 | 90 | 7.5-27 | 1-8 | 2-17 | 4 | . | . | . | . | . | . |
| Craig, Michael | 10 | 34 | 23 | 57 | 6.5-16 | 1-6 | 1-50 | 3 | . | 1-0 | 2 | 1 | . | . |
| Davis, A.J. | 10 | 31 | 23 | 54 | 9.5-34 | 1-4 | . | 1 | . | . | 1 | 2 | . | . |
| Hicks, Ivin | 10 | 24 | 17 | 41 | 1.5-7 | 1-5 | . | 2 | . | 2-5 | . | . | . | . |
| Bryant, Kent | 10 | 26 | 14 | 40 | 0.5-1 | . | 1-36 | 1 | . | . | . | 1 | . | . |
| Dean, Jason | 10 | 16 | 15 | 31 | 5.5-13 | 1-4 | . | 1 | . | 1-0 | . | . | . | . |
| Koons, Tom | 8 | 16 | 12 | 28 | 5.0-17 | 2-9 | . | . | . | . | . | . | . | . |
| Bowman, Michael | 9 | 13 | 14 | 27 | 1.5-11 | 1-3 | . | 4 | . | . | . | . | . | . |
| Herring, Aaron | 9 | 18 | 9 | 27 | 9.5-71 | 5-41 | . | 2 | . | 1-0 | . | 1 | . | . |
| Turner, Brandon | 10 | 16 | 2 | 18 | 1.0-4 | . | 3-76 | 6 | . | 1-0 | . | . | . | . |
| Davis, Tai | 8 | 10 | 6 | 16 | 3.0-5 | 1-2 | . | 1 | . | . | . | . | . | . |
| Dugan, Adam | 8 | 7 | 8 | 15 | 2.0-14 | 1-9 | . | . | . | . | . | . | . | . |
| Mitchell, A. | 8 | 5 | 10 | 15 | 0.5-2 | . | . | 2 | . | . | . | . | . | . |
| Whalen, Terry | 8 | 9 | 5 | 14 | 2.0-5 | 1-2 | . | . | . | . | 1 | . | . | . |
| SanDoval, Nick | 8 | 3 | 7 | 10 | 1.0-4 | 1-4 | . | 1 | . | . | . | . | . | . |
| Landrom, Jimmy | 8 | 10 | . | 10 | . | . | 2-37 | 6 | . | . | . | . | . | . |
| Ignatz, Chad | 7 | 3 | 4 | 7 | . | . | . | . | . | . | . | . | . | . |
| Yachovich, S. | 5 | 3 | 4 | 7 | . | . | . | . | . | . | . | . | . | . |
| Robinson, J. | 7 | 5 | 2 | 7 | 1.0-1 | . | . | . | . | 1-0 | 1 | . | . | . |
| Palko, Luke | 10 | 6 | 1 | 7 | . | . | . | . | . | 1-0 | . | . | . | . |
| Harrison, M. | 7 | 6 | 1 | 7 | 0.5-2 | . | . | 1 | . | . | . | . | . | . |
| Klick, Donald | 6 | 1 | 6 | 7 | . | . | . | . | . | . | . | . | . | . |
| Coleman, Antawn | 7 | 4 | 3 | 7 | 0.5-3 | . | . | 1 | . | . | . | . | . | . |
| Hamilton, Chris | 7 | 6 | . | 6 | 2.0-6 | . | . | . | . | . | . | . | . | . |
| Neil, Brandon | 7 | 3 | 2 | 5 | . | . | . | 1 | . | . | . | . | . | . |
| Motley, Louis | 9 | 3 | 2 | 5 | . | . | . | . | . | . | . | . | . | . |
| McCune, Sean | 5 | 1 | 4 | 5 | 0.5-5 | . | . | . | . | . | . | . | . | . |
| Callahan, D. | 7 | 1 | 3 | 4 | . | . | . | . | . | 1-0 | . | . | . | . |
| Painter, James | 7 | 3 | 1 | 4 | . | . | . | . | . | . | . | . | . | . |
| Caputo, Michael | 10 | 3 | 1 | 4 | . | . | . | . | . | . | . | . | . | . |
| Hill, Damon | 7 | 2 | 1 | 3 | . | . | . | . | . | . | . | . | . | . |
| Moore, Byron | 4 | 2 | 1 | 3 | . | . | . | . | . | . | . | . | . | . |
| Sanford, A. | 3 | . | 2 | 2 | . | . | . | . | . | . | . | . | . | . |
| Farabaugh, J. | 1 | 1 | 1 | 2 | . | . | . | . | . | . | . | . | . | . |
| Sales, Maurice | 8 | 2 | . | 2 | . | . | . | . | . | . | 1 | . | . | . |
| Larson, Brad | 5 | 2 | . | 2 | . | . | . | . | . | . | 1 | . | . | . |
| Harry, Delano | 7 | 1 | 1 | 2 | . | . | . | . | . | . | . | . | . | . |
| Jonathan, Beck | 2 | . | 2 | 2 | . | . | . | . | . | . | . | . | . | . |
| Gregg, Travis | 7 | 1 | . | 1 | . | . | . | . | . | . | . | . | . | . |
| Fruits, Tyler | 2 | 1 | . | 1 | . | . | . | . | . | . | . | . | . | . |
| McCray, Kevin | 9 | 1 | . | 1 | . | . | . | . | . | . | . | . | . | 1 |
| Parrish, Carl | 10 | 1 | . | 1 | . | . | . | . | . | . | . | . | . | . |
| Pacifico, Sean | 1 | 1 | . | 1 | . | . | . | . | . | . | . | . | . | . |
| TM | 4 | 1 | . | 1 | . | . | . | . | . | 1-0 | 1 | . | . | . |
| Strauss, Matt | 7 | 1 | . | 1 | . | . | . | . | . | . | . | . | . | . |
| Massaro, Matt | 1 | . | 1 | 1 | . | . | . | . | . | . | . | . | . | . |
| Hobbs, Brandon | 2 | 1 | . | 1 | . | . | . | . | . | . | . | . | . | . |
| Graham, Dan | 10 | 1 | . | 1 | . | . | . | . | . | . | . | . | . | . |
| Mease, Michael | 1 | . | 1 | 1 | . | . | . | . | . | . | . | . | . | . |
| Hillenbrand, D. | 6 | 1 | . | 1 | . | . | . | . | . | . | . | . | . | . |
| Total..... | 10 | 357 | 248 | 605 | 61-248 | 15-97 | 9-216 | 37 | . | 10-5 | 8 | 5 | . | . |
| Opponents..... | 10 | . | . | . | . | 36-238 | 18-249 | 47 | . | 12-88 | 11 | 5 | 1 | . |

| INTERCEPTIONS | No. | Yds | Avg | TD | Long |
|-----------------|-----|-----|------|----|------|
| Turner, Brandon | 3 | 76 | 25.3 | 0 | 45 |
| Haines, Marcus | 2 | 17 | 8.5 | 0 | 17 |
| Landrom, Jimmy | 2 | 37 | 18.5 | 0 | 20 |
| Craig, Michael | 1 | 50 | 50.0 | 1 | 50 |
| Bryant, Kent | 1 | 36 | 36.0 | 0 | 36 |
| Total..... | 9 | 216 | 24.0 | 1 | 50 |
| Opponents..... | 18 | 249 | 13.8 | 3 | 81 |

| TEAM STATISTICS | SFPA | OPP | TEAM STATISTICS | SFPA | OPP | TEAM STATISTICS | SFPA | OPP |
|----------------------|------------|-----------|----------------------|--------|--------|----------------------|---------|---------|
| SCORING | 168 | 367 | Average Per Catch | 11.5 | 17.4 | PUNTS-YARDS | 70-2252 | 53-1807 |
| Points Per Game | 16.8 | 36.7 | Average Per Game | 197.6 | 182.9 | Average Per Punt | 32.2 | 34.1 |
| FIRST DOWNS | 161 | 165 | TDs Passing | 15 | 17 | Net punt average | 27.7 | 32.4 |
| Rushing | 58 | 93 | TOTAL OFFENSE | 2989 | 3837 | TIME OF POSS/GAME | 33:46 | 26:14 |
| Passing | 86 | 66 | Total Plays | 710 | 614 | 3RD-DOWN CONVERS | 48/162 | 38/118 |
| Penalty | 17 | 6 | Average Per Play | 4.2 | 6.2 | 3rd-Down Pct | 30% | 32% |
| RUSHING YARDAGE | 1013 | 2008 | Average Per Game | 298.9 | 383.7 | 4TH-DOWN CONVERS | 10/26 | 4/13 |
| Yards gained rushing | 1430 | 2325 | KICK RET: #-YARDS | 54-857 | 35-749 | 4th-Down Pct | 38% | 31% |
| Yards lost rushing | 417 | 317 | PUNT RET: #-YARDS | 24-89 | 40-312 | SACKS BY-YARDS | 15-97 | 36-238 |
| Rushing Attempts | 387 | 395 | INT RETURNS: #-YARDS | 9-216 | 18-249 | MISC YARDS | 5 | 88 |
| Average Per Rush | 2.6 | 5.1 | KICK RETURN AVERAGE | 15.9 | 21.4 | TOUCHDOWNS SCORED | 25 | 51 |
| Average Per Game | 101.3 | 200.8 | PUNT RETURN AVERAGE | 3.7 | 7.8 | FIELD GOALS-ATTEMPTS | 0-2 | 4-9 |
| TDs Rushing | 8 | 27 | INT RETURN AVERAGE | 24.0 | 13.8 | PAT-ATTEMPTS | 16-20 | 47-50 |
| PASSING YARDAGE | 1976 | 1829 | FUMBLES-LOST | 20-12 | 18-10 | ATTENDANCE | 3989 | 15695 |
| Att-Comp-Int | 323-172-18 | 219-105-9 | PENALTIES-YARDS | 57-471 | 74-691 | Games/Avg Per Game | 4/997 | 6/2616 |
| Average Per Pass | 6.1 | 8.4 | Average Per Game | 47.1 | 69.1 | | | |

All The Facts



Dave Opfar enters his third season at St. Francis looking to put all the pieces of the puzzle together. In his first season at the helm of the Red Flash in 2002, St. Francis allowed opposing teams an average of just 250.8 yards-per-game, finishing the year ranked sixth in NCAA Division I-AA in total defense.

Last season, it was the offense that shined, as the Red Flash piled up 2,989 yards of total offense (third all-time at SFU), scored 168 points (third all-time) and ran 710 plays (fourth all-time). Engineered by rookie quarterback Anthony Doria, Opfar's offensive unit scored 20-or-more points in five games. The last time that happened was during the 1993 season. The team netted more than 300 yards of total offense in six games last fall, including two 400-yard ef-

forts.

Entering the 2004 campaign, Opfar has positioned his team to move up within the ranks of the Northeast Conference. With nine starters returning on offense and defense and depth on both sides of the ball, St. Francis enters preseason camp with plenty of optimism. The schedule also bodes well for the Flash, with four of the team's first five games kicking off at the Pine Bowl.

Throughout his career, both as a player and coach, Opfar has thrived in finding ways to win on the gridiron. As a player, he captured a national championship at Penn State and two United States Football League titles with the Philadelphia Stars. As a coach, Opfar has carved out a reputation within the collegiate ranks as a brilliant tactician on the defensive side of the ball.

Opfar became St. Francis' head football coach in December of 2001 after serving as defensive coordinator at Washington and Jefferson College for three seasons (1999-2001). During his stint at the Division III powerhouse, the Presidents posted a record of 29-6. Washington and Jefferson led the Presidents Athletic

Conference (PAC) in fewest points allowed (11.5 ppg), pass defense (90.2 yards/game), turnover margin (+12) and sacks (35) in 2001. The 11.5 points allowed/game ranked sixth in the nation.

A starting defensive tackle on Penn State's national championship team in 1982, Opfar was a two-year starter for the Nittany Lions before graduating in 1983. He finished tied for seventh on the Nittany Lions' 1982 national championship squad with 46 tackles, including 33 solo stops and three sacks. From there, it was on to the Philadelphia Stars and the USFL. The Stars played in the USFL championship game in each of Opfar's three seasons, winning league titles in 1984 and 1985.

Following his USFL career, Opfar worked briefly as a counselor at a correctional facility for youths before signing a free agent contract with the Steelers in 1986. He started three games for Pittsburgh during the National Football League players' strike that year.

At the conclusion of his season with the Steelers, Opfar played three years in the Arena Football League with the Pittsburgh Gladiators (1988), Albany Firebirds (1989) and San Antonio Force (1990). After four years of college action and seven seasons in the professional ranks, Opfar finally took off his helmet for good in 1990. But it didn't take long for him to move to the other side of the whistle.

After two seasons as Pat Monroe's defensive coordinator at Duquesne High School, Opfar landed at Duquesne University, where he reunited with another former Penn State teammate, Greg Gattuso, the Dukes' head coach. Opfar served as Duquesne's defensive coordinator for two seasons and as an assistant for five years, helping the Dukes to two Metro Atlantic Athletic Conference (MAAC) championships in 1996 and 1997.

From Duquesne, it was back to his alma mater as a graduate assistant coach working with Penn State's offensive linemen. After two years on Joe Paterno's staff, Opfar returned to Western Pennsylvania, landing at Washington and Jefferson.

Head Coach

Overall Record: 3-17 / 2 year
SFPA Record: 3-17 / 2 year



Alma Mater:
Penn State '83

Dave Opfar

HEAD COACHING EXPERIENCE:

- 2001- St. Francis (PA) University, Loretto, PA
 - Became the school's 24th head coach in December, 2001.

ASSISTANT COACHING EXPERIENCE:

- 1999-01 Washington & Jefferson College, Washington, PA
 - Defensive Coordinator.
 - Finished the 2001 season with an 11-1 record and advanced to the second round of the NCAA Division III playoffs.
 - Presidents qualified for NCAA postseason play in each of his three seasons and posted a 29-6 overall record during his tenure.
 - W&J led the Presidents Athletic Conference (PAC) in fewest points allowed, pass defense, turnover margin and sacks in 2001.
- 1998 Penn State University, State College, PA
 - Offensive Line, Tight Ends coach (Graduate Assistant).
- 1993-97 Duquesne University, Pittsburgh, PA
 - Defensive Coordinator (1996-97)
 - Defensive Line, Linebackers and Special Teams coach (1993-95).
 - Helped lead Dukes to back-to-back MAAC titles in 1996 and 1997.
 - In 1997, Duquesne led the nation in fewest points allowed and finished fourth in the country in total defense.

PLAYING EXPERIENCE:

- 1990 San Antonio Force (Arena League)
- 1989 Albany Firebirds (Arena League)
- 1988 Pittsburgh Gladiators (Arena League)
- 1986 Pittsburgh Steelers
- 1983-85 Philadelphia Stars (USFL)
 - Played in USFL Championship game in each of his three seasons with the club, winning the title in 1984 and 1985.
- 1978-82 Penn State University, State College (PA)
 - Two-year starter at defensive tackle.
 - Member of 1982 National Championship team.

EDUCATION:

- Penn State, State College, PA
 - Bachelor of Science, 1983, Rehabilitation Education

PERSONAL:

- One daughter - Ashley.
- Born on January 16, 1960.

Pine Bowl Loretto, PA



| NO. | NAME | POS | HT | WT | YR | HOMETOWN/HIGHSCHOOL |
|-----|---------------------|------|------|-----|-----|---------------------------------------|
| 23 | Ardestani, Andrew | DB | 5-10 | 175 | Fr. | Oakmont, PA/Riverview |
| 36 | Amett, Nate | DB | 6-1 | 175 | Fr. | Pittsburgh, PA/Perry |
| 85 | Beck, Jonathan | TE | 6-2 | 240 | So. | Crabtree, PA/Greensburg Salem |
| 79 | Becker, Jim | OL | 6-7 | 370 | Fr. | Williamsburg, PA/Williamsburg |
| 38 | Beninato, Louis | LB | 6-0 | 200 | Fr. | Colts Neck, NJ/Colts Neck |
| 74 | Bird, Ryan | OL | 6-4 | 320 | So. | Martinsburg, WV/Martinsburg |
| 87 | Bishop, Brandon | TE | 6-3 | 210 | Fr. | Ebensburg, PA/Cambria Heights |
| 75 | Bower, Derek | OL | 6-3 | 280 | Fr. | Williamsport, PA/Loyalsock Township |
| 13 | Bowman, Michael | DB | 5-11 | 185 | Sr. | Baltimore, MD/City College |
| 84 | Brown, David | WR | 6-1 | 170 | Fr. | Pittsburgh, PA/Carlinton |
| 18 | Bryant, Akono | DB | 5-9 | 175 | Fr. | Linden, NJ/Linden |
| 8 | Bryant, Kent | DB | 5-10 | 180 | Sr. | Frederick, MD/Frederick |
| 60 | Burick, Andrew | DL | 6-1 | 210 | So. | New Castle, PA/Shenango |
| 94 | Callahan, Delancey | DL | 5-10 | 225 | So. | Linden, NJ/Linden |
| 6 | Caputo, Michael | WR | 5-11 | 165 | So. | Bethel Park, PA/Seton La Salle |
| 1 | Coleman, Antawn | DB | 5-11 | 170 | So. | Braddock, PA/Woodland Hills |
| 4 | Craig, Michael | LB | 6-0 | 230 | Jr. | Imperial, PA/West Allegheny |
| 90 | Dean, Jason | DL | 6-3 | 280 | Sr. | Nanjemoy, MD/Lackey |
| 12 | DeLeo, Joe | QB | 6-4 | 185 | So. | Philadelphia, PA/Archbishop Ryan |
| 52 | Dempsey, Matt | LB | 6-2 | 215 | Fr. | Oil City, PA/Oil City |
| 37 | Dodson, Jonathan | DB | 5-11 | 160 | Jr. | Claysburg, PA/Claysburg-Kimmel |
| 14 | Doria, Anthony | QB | 6-1 | 205 | So. | Pittsburgh, PA/Seton La Salle |
| 71 | Faraci, Ryan | OL | 6-2 | 280 | So. | McDonald, PA/South Fayette |
| 72 | Giannini, Chad | OL | 6-5 | 310 | So. | Belle Vernon, PA/Belle Vernon |
| 65 | Green, Michael | OL | 6-3 | 270 | Fr. | Williamsport, PA/Loyalsock Township |
| 35 | Gregg, Travis | FB | 6-1 | 250 | Sr. | Bethel Park, PA/Bethel Park |
| 24 | Haines, Marcus | DB | 6-1 | 190 | Sr. | Pittsburgh, PA/Westinghouse |
| 44 | Hamilton, Chris | LB | 6-0 | 250 | Jr. | New Cumberland, PA/Cedar Cliff |
| 32 | Harris, Todd | RB | 5-10 | 200 | So. | Duquesne, PA/Duquesne |
| 43 | Harrison, Michael | LB | 5-11 | 210 | Sr. | Frederick, MD/Frederick |
| 98 | Herring, Aaron | DL | 5-11 | 255 | Sr. | Pontiac, MI/Pontiac Northern |
| 2 | Hicks, Ivin | LB | 5-9 | 195 | Jr. | Columbia, MD/Springbrook |
| 81 | Higginbotham, Brian | P/WR | 6-1 | 175 | So. | Greensburg, PA/Hempfield |
| 76 | Hillenbrand, David | OL | 6-0 | 300 | Sr. | Allison Park, PA/North Allegheny |
| 70 | Hoag, Jeff | OL | 6-0 | 260 | Fr. | Pittsburgh, PA/Keystone Oaks |
| 96 | Hobbs, Brandon | DL | 5-11 | 320 | Jr. | Rochester, NY/McQuaid Jesuit |
| 78 | Holter, Bill | OL | 6-3 | 320 | So. | Elkton, MD/Northeast |
| 27 | Ignatz, Chad | DB | 5-11 | 185 | So. | Bridgeville, PA/South Fayette |
| 3 | Koons, Tom | LB | 5-10 | 200 | Jr. | Lewisberry, PA/Cedar Cliff |
| 7 | Korn, Matt | QB | 6-2 | 195 | Fr. | Mohrsville, PA/Schuylkill Valley |
| 39 | Krull, Bob | DB | 5-11 | 170 | Fr. | Lilly, PA/Penn Cambria |
| 45 | Lamont, Rich | FB | 5-11 | 240 | Fr. | Hamilton, NJ/Steinert |
| 51 | Leitch, Doug | LB | 6-2 | 210 | Fr. | Spring Mills, PA/Penns Valley |
| 97 | Lopez, Jean | DL | 6-0 | 280 | Jr. | Bronx, NY/Erie Community College |
| 43 | Magulick, Leo | RB | 5-11 | 160 | Fr. | Northern Cambria, PA/Northern Cambria |
| 83 | Matecka, Steve | TE | 6-4 | 220 | So. | Tarentum, PA/Deer Lakes |
| 17 | McCray, Kevin | TE | 6-3 | 225 | Sr. | Jacksonville, FL/Stanton College Prep |
| 54 | McCune, Sean | LB | 6-0 | 215 | So. | Chevy Chase, MD/Everett |
| 66 | Mease, Michael | OL | 6-1 | 280 | Jr. | Myerstown, PA/Eastern Lebanon County |
| 73 | Milward, Corey | OL | 6-3 | 240 | Fr. | Nanty Glo, PA/Bishop Carroll |
| 67 | Mitchell, Anthony | DL | 6-1 | 240 | So. | Pittsburgh, PA/Central Catholic |
| 29 | Moore, Byron | DB | 5-9 | 200 | So. | Garner, NC/Ravenscroft |
| 28 | Motley, Lou | RB | 5-9 | 195 | Sr. | Harrisburg, PA/Central Dauphin |
| 40 | Neil, Brandon | LB | 6-0 | 215 | So. | Belle Vernon, PA/Belle Vernon |
| 99 | Otineru, Daniel | DL | 6-4 | 300 | Fr. | Kapolei, HI/Kapolei |
| 11 | Pacifio, Sean | QB | 6-2 | 205 | So. | Altoona, PA/Bishop Guilfoyle |
| 50 | Painter, James | DL | 6-0 | 220 | Sr. | St. Benedict, PA/Cambria Heights |
| 5 | Palko, Luke | WR | 6-0 | 180 | So. | Imperial, PA/West Allegheny |
| 41 | Parrish, Carl | P | 6-0 | 175 | Sr. | Duncansville, PA/Bishop Guilfoyle |
| 64 | Petro, Tyler | OL | 6-4 | 245 | So. | Johnstown, PA/Richland |
| 10 | Richards, Anthony | DB | 5-10 | 185 | So. | Parlin, NJ/Cardinal McCray |
| 95 | Robb, Jim | DL | 6-2 | 245 | Fr. | Harrison City, PA/Penn Trafford |
| 49 | Robinson, Jarriett | DL | 5-11 | 220 | So. | Trenton, NJ/Notre Dame |
| 9 | Sales, Maurice | WR | 5-11 | 185 | Jr. | Pittsburgh, PA/Peabody |
| 32 | SanDoval, Nick | FB | 6-0 | 225 | So. | Allison Park, PA/Central Catholic |
| 16 | Sciulli, Adam | K/P | 5-10 | 195 | Fr. | Pittsburgh, PA/Central Catholic |
| 21 | Sevelo, Fehi | DB | 6-0 | 220 | Fr. | Kaneohe, HI/Damion Memorial |
| 58 | Shannon, Christian | LB | 6-1 | 230 | Fr. | Pittsburgh, PA/Schenley |
| 55 | Shickora, Bruce | LB | 6-2 | 230 | Fr. | Tamaqua, PA/Marian Catholic |
| 92 | Shine, Matt | DL | 6-2 | 240 | Fr. | Pittsburgh, PA/Upper St. Clair |
| 56 | Smith, Don | LB | 6-2 | 230 | Fr. | Pittsburgh, PA/Schenley |

St. Francis (PA)

2004 Roster



| NO. | NAME | POS | HT | WT | YR | HOMETOWN/HIGHSCHOOL |
|-----|--------------------|-----|------|-----|-----|--------------------------------------|
| 30 | Strauss, Matt | FB | 5-11 | 220 | Jr. | East Pittsburgh, PA/Woodland Hills |
| 89 | Taylor, Matt | WR | 5-11 | 190 | So. | Beaver, PA/Beaver |
| 34 | Taylor, Ricky | RB | 5-11 | 185 | So. | Garner, NC/Ravenscroft |
| 25 | Thomas, Joe | TE | 5-10 | 200 | Jr. | Myerstown, PA/Eastern Lebanon County |
| 26 | Turner, Brandon | DB | 5-9 | 175 | Sr. | McKeesport, PA/McKeesport |
| 68 | Uperesa, Derek | OL | 6-5 | 335 | Fr. | Pago Pago, American Samoa/Samoana |
| 77 | Voland, Matt | OL | 6-1 | 270 | Jr. | Cranberry Township, PA/Seneca Valley |
| 47 | Walker, Cory | FB | 6-0 | 220 | Fr. | Saltsburg, PA/Central Catholic |
| 80 | Walsh, Michael | WR | 6-1 | 180 | Fr. | Pittsburgh, PA/Canavin |
| 46 | Whalen, Terry | LB | 6-2 | 210 | Sr. | Mahanoy City, PA/Marian |
| 19 | Williams, Courtney | DB | 6-0 | 170 | Fr. | Lumberton, NJ/Rancocas Valley |
| 22 | Williams, Lemar | WR | 6-0 | 165 | Fr. | Baltimore, MD/Calvert Hall |
| 20 | Williamson, Rickey | DB | 5-9 | 175 | Fr. | Waldorf, MD/Crosslands |
| 69 | Wilson, Chad | OL | 6-3 | 330 | Sr. | Pittsburgh, PA/Northgate |
| 93 | Winfield, Brandon | DL | 6-3 | 265 | Sr. | Laurel, MD/Laurel |
| 31 | Yackovich, Steve | DB | 6-0 | 185 | So. | Murrysville, PA/Franklin |

Jason Dean
Senior Defensive Lineman



St. Francis (PA)



Record Book

| | | | |
|-------------------------|---------------|-----------------|-------------|
| Rushing Attempts | Record | Opponent | Date |
| Game: Michael Hall | 47 | La Salle | 10/4/03 |
| Season: Chris Palumbo | 190 | | 1991 |
| Career: Michael Hall | 564 | | 2000-03 |
| Team Game: 65 | | Mercyhurst | 10/1/94 |
| Team Season: 446 | | | 1992 |
| Rushing Yards | Record | Opponent | Date |
| Game: Ted Helsel | 337 | Gallaudet | 11/3/79 |
| Season: Ted Helsel | 1,174 | | 1978 |
| Career: Michael Hall | 2,330 | | 2000-03 |
| Team Game: 435 | | Gallaudet | 11/3/79 |
| Team Season: 1,739 | | | 1978 |
| Rushing TDs | Record | Opponent | Date |
| Game: 3 (four times) | | | |
| Longest: Dave Sheredy | 81 | St. Vincent | 10/28/78 |
| Season: Ted Helsel | 9 | | 1978 |
| Career: Ted Helsel | 16 | | 1978-79 |
| Kevin Keenan | 16 | | 1991-94 |
| Team Game: 9 | | Niagara | 10/17/87 |
| Team Season: 18 | | | 1978 |
| Receptions | Record | Opponent | Date |
| Game: Jeremy Nunamaker | 18 | Sacred Heart | 10/2/99 |
| Season: Todd Eckenroad | 64 | | 1993 |
| Career: Todd Eckenroad | 144 | | 1991-93 |
| Team Game: 39 | | Albany | 10/11/03 |
| Team Season: 209 | | | 1993 |
| Receiving Yards | Record | Opponent | Date |
| Game: Steve Beck | 184 | Georgetown | 9/18/82 |
| Season: Chip Kissel | 812 | | 1981 |
| Career: Todd Eckenroad | 1,754 | | 1991-93 |
| Team Game: 429 | | Albany | 10/11/03 |
| Team Season: 2,286 | | | 1992 |
| Receiving TDs | Record | Opponent | Date |
| Game: Dan Mathis | 3 | Hartwick | 10/24/92 |
| Longest: Sam Campoli | 92 yards | Mercyhurst | 11/4/97 |
| Season: Dan Mathis | 12 | | 1992 |
| Career: Dan Mathis | 23 | | 1989-92 |
| Team Game: 5 | | Brooklyn | 9/16/89 |
| Team Season: 20 | | | 1992 |
| Passing Attempts | Record | Opponent | Date |
| Game: Anthony Doria | 63 | Albany | 10/11/03 |
| Season: Kevin Magee | 329 | | 1993 |
| Career: Kevin Magee | 772 | | 1991-93 |
| Team Game: 64 | | Albany | 10/11/03 |
| Team Season: 391 | | | 1999 |
| Completions | Record | Opponent | Date |
| Game: Kevin Magee | 38 | Albany | 10/11/03 |
| Season: Kevin Magee | 197 | | 1993 |
| Career: Kevin Magee | 445 | | 1991-93 |
| Team Game: 39 | | Albany | 10/11/03 |
| Team Season: 209 | | | 1993 |
| Touchdown Passes | Record | Opponent | Date |
| Game: 3 (10 times) | | | |
| Longest: Jeremy Swords | 92 yards | Mercyhurst | 10/4/97 |
| Season: Kevin Magee | 19 | | 1992 |
| Career: Kevin Magee | 40 | | 1991-93 |
| Team Game: 5 | | Brooklyn | 9/16/89 |
| Team Season: 20 | | | 1992 |
| Passing Yardage | Record | Opponent | Date |
| Game: Anthony Doria | 398 | Albany | 10/11/03 |
| Season: Kevin Magee | 2,122 | | 1993 |
| Career: Kevin Magee | 5,380 | | 1991-93 |
| Team Game: 429 | | Albany | 10/11/03 |
| Team Season: 2,286 | | | 1992 |
| Touchdowns | Record | Opponent | Date |
| Game: 3 (five times) | | | |
| Season: Dan Mathis | 12 | | 1992 |
| Career: Dan Mathis | 24 | | 1989-92 |
| Team Game: 10 | | Niagara | 10/17/87 |
| Team Season: 35 | | | 1992 |

| | | | |
|-----------------------------|---------------|-----------------|-------------|
| Points | Record | Opponent | Date |
| Game: 18 (five times) | | | |
| Season: Dan Mathis | 78 | | 1992 |
| Career: Dan Mathis | 150 | | 1989-92 |
| Team Game: 72 | | Niagara | 10/17/87 |
| Team Season: 244 | | | 1992 |
| All-Purpose Yards | Record | Opponent | Date |
| Game: Ted Helsel | 365 | Gallaudet | 11/3/79 |
| Season: Ted Helsel | 1,451 | | 1978 |
| Career: Jeff Sotosky | 2,803 | | 1993-96 |
| Total Yards | Record | Opponent | Date |
| Team Game: 533 | | Niagara | 10/17/87 |
| Team Season: 3,550 | | | 1992 |
| Extra Points | Record | Opponent | Date |
| Game: Greg Klein | 6 | Brooklyn | 9/16/89 |
| Season: Matt Shontofski | 18 | | 1994,96 |
| Career: Matt Shontofski | 56 | | 1993-96 |
| Team Game: 9 | | Niagara | 10/17/87 |
| Team Season: 19 | | | 1987 |
| Field Goals | Record | Opponent | Date |
| Game: Chris LeMaster | 3 | St. Peter's | 10/3/87 |
| Longest: Greg Klein | 45 yards | Dickinson | 9/10/88 |
| Season: Matt Shontofski | 7 | | 1993 |
| Career: Matt Shontofski | 21 | | 1993-96 |
| Team Game: 3 | | St. Peter's | 10/3/87 |
| Team Season: 7 | | | 1993 |
| Kickoff Return Yards | Record | Opponent | Date |
| Longest: Desmond Ray | 94 yards | La Salle | 9/8/01 |
| Punt Return Yards | Record | Opponent | Date |
| Longest: Ted Helsel | 70 yards | St. Vincent | 10/28/78 |
| Punts | Record | Opponent | Date |
| Longest: Sean Davison | 69 yards | Marist | 10/31/98 |
| Interceptions | Record | Opponent | Date |
| Game: 3 (three times) | | | |
| Longest: Jimbo Cowan | 52 yards | Bethany | 9/24/94 |
| Jason Wilson | 52 yards | Bethany | 9/24/94 |
| Season: Jason Wilson | 8 | | 1994 |
| Career: Jason Wilson | 19 | | 1991-94 |
| Team Game: 5 | | Mercyhurst | 9/26/81 |
| Team Season: 5 | | St. John Fisher | 10/19/85 |
| | | | 1993 |
| Tackles | Record | Opponent | Date |
| Game: Bob McHale | 33 | Geneva | 10/25/86 |
| Season: Daunte Neal | 139 | | 2000 |
| Career: Dave Rippin | 351 | | 1978-81 |
| Team Game: NA | | | |
| Team Season: 1,118 | | | 1978 |
| Fumble Recoveries | Record | Opponent | Date |
| Game: Dave Rippen | 3 | St. Vincent | 10/23/78 |
| Season: 4 (six times) | | | |
| Career: Daunte Neal | 6 | | 1999-02 |
| Mark Palla | 6 | | 1984-1986 |
| Paul Lawrence | 6 | | 1983-1986 |
| Team Game: 6 | | Gannon | 9/4/93 |
| Team Season: 28 | | | 1978 |
| Sacks | Record | Opponent | Date |
| Game: Tom Smith | 4 | Marist | 10/10/92 |
| Season: Mark Palla | 12 | | 1984 |
| Career: Tom Smith | 24 | | 1989-92 |
| Team Game: 7 | | La Salle | 11/2/02 |
| Team Season: 7 | | St. Peter's | 10/3/87 |
| | | | 1992 |



Stony Brook University

Seawolves

The Seawolves have perhaps the best offensive in the conference. Can that push them to elite status in the NEC?

From day one in 2003, T.J. Moriarty took control at quarterback and staked his claim as the team's leader on and off the field. Moriarty set the tone for the Seawolves attack with his strong arm and rugged running style. He finished the 2003 campaign as the NEC's top rated passer and earned first-team all-conference honors along the way. A threat both through the air and on the ground, he threw for 1,929 yards and 11 touchdowns while piling up 300 rushing yards and five TDs. In late November, Moriarty showed his leadership ability when he engineered a dramatic fourth quarter comeback that left the Stony Brook fans gasping for air. With SB trailing 31-16 late in the game, the Seawolves signal caller led his team to three straight touchdowns in the final 3:15, including an electrifying 43-yard strike to Londre Blocker for the winning score with a minute remaining. The comeback win was part of a three-game winning streak to close the 2003 season. Battling for the back up spot will be Andrew Garrett and Josh Dudash. Garrett sat out last season after transferring from Hofstra. The 6-5, 215-pound Garrett has the look of a big-time quarterback but will need to shake off the rust of having not played in a game in over two years while Dudash is a strong armed redshirt freshman who will challenge Garrett for the backup spot in preseason camp.

Running Backs

The 2003 season opened with plenty of doubt at the running back spot. It took only two games for Clinton Graham to dispel any doubt who should be in the starting backfield for the Seawolves. After taking over as the starter, Graham went on to have one of the finest seasons for a running back in the history of the program. He racked up a single-season record 92 points as he bulled his way to 1,055 yards and 12 rushing touchdowns. In doing so, he became the first SB running back to surpass the 1,000 yard plateau since Chris Delmadge did so in 1993. He turned in six 100-yard games and capped off his breakout season with career-high 240 yards against Iona

in the season finale, setting a new Division I single-game record. Graham gives Stony Brook a legitimate ground game to complement its passing attack and helped the Seawolves average a program-best 28.4 points per game last year. The battle for the spot on the two-deep chart will be fierce with returners Rod Williams and Dennis Brumfield having the edge.

Wide Receivers

Blocker, a second-team All-NEC selection in 2003, returns as the team's leading receiver from a year ago. Blocker hauled in 48 passes for 716 yards and seven TDs last fall as Moriarty's main target. Blocker has the ability to make the big play as evidenced by his 43-yard game-winning touchdown grab in the final minute against Central Connecticut. He will enter 2004 ranked second all-time in career touchdown receptions and seventh in total receptions.

Alongside Blocker will be a pair of juniors who appear ready for breakout seasons. After redshirting in 2002, Josh Anderson and Khalfani Alleyne donned a Seawolf uniform for the first time last season and made an immediate impact at the receiver position. Anderson ranked second on the team in total receptions with 43 and showed a propensity for making the tough catches over the middle. Alleyne caught 22 passes in his first season of action. Junior burner Sal Davis and sophomore J.J. Cox, who opened a lot of eyes in the spring, may be big contributors as well. Michael Cosentino, along with veterans Chris Blumenstetter and Jonathan Brown provide depth at the wide receiver spot.

Offensive Line

The Seawolves attack begins with this unit, a quintet that should rank among the finest in the league. This unit paved the way for the first 1,000-yard season for a running back in 10 years and helped Moriarty rack up the most passing yardage in the NEC. Headlining the group is first-team All-NEC selection David Charles who enters his final season having started 22 of his last 23 games at the guard position. A pair of juniors anchor the rest of the interior line spots. Matt Smith was impressive in his first season at center last year after moving over from left tackle. To the left of Smith is fellow classmate Leo Sullivan. Sullivan, at 6-3, 310 pounds, is one of the most dominating run blockers in the NEC and may be ready to be considered among the conference's elite. Both he and Smith have started all 20 games in their first two seasons at SB. Returning at right tackle is veteran Thurman Ransom who arguably may be the best offensive lineman on the team. Ransom was lost for the season with an leg injury in a preseason scrimmage last year but returns to solidify his tackle spot while on the other side, Tom Smith holds down the starting role after a solid 2003 season. Eugene Pietzak and Rich Pimentel will backup the starters in 2004.

Defensive Line

It won't take long for newly hired defensive coordinator Vince Sinagra to discover that he has an extremely talented bunch of down linemen at his disposal. First-team All-NEC pick David Bamiro is an athletic end who harassed passers to the tune of nine sacks last season. Veterans Chimezie Okobi (4.5), Bryan Karp (3.5) and Emeka Ibekeweh (5.0) all were big parts of a unit that totaled 37 sacks in 2003. All four players enter their senior season having a combined 80 starts between them over their first three years together. Add senior Ralph Horton and talented sophomore Jermaine Scott to the mix and this will be the strength of the SB defense this season. Tahir Messam, Dan Rodriguez and Kyle Brown should also push for time up front.

Linebackers

Last fall, Eddie Cobbinah picked up where Aden Smith left off, thus assuming the mantle of the top Stony Brook linebacker in a program that has turned out several outstanding players at the position. Cobbinah stepped into the void left by Smith who set an NEC record with 140 tckles in 2002 by turning in a 100-tackle season which ranked sixth in the NEC and tops on the team, highlighted by a 3.5 sack performance on the road at Robert Morris. He will be flanked by junior Mike Mounter, who finished second on the team with 63 tackles and had a pair of interceptions as well. Sophomore Paul Perez was converted from safety to linebacker last season and will have the opportunity to earn a starting spot this fall. Senior Clint Riggs, Eric Romeo and Dan Michitsch will backup the starting unit.

Secondary

The secondary also should be the strongest it has been in years. Second-team All-NEC pick Ernie Williams is coming off a season in which he led the team with five interceptions and proved he had the ability to make the big play. In addition to his five picks, Williams also had three fumble recoveries, one of which he returned 85 yards for a touchdown. He also found paydirt against Sacred Heart, returning an interception 32 yards for a score. The secondary will be bolstered by the return of former all-conference standout Chad King. King missed all but one game in 2003 due to a shoulder injury that he suffered the previous spring. The last time King was healthy, he thrilled Seawolves fans with a NEC record seven interceptions and brought them to their feet on special teams, returning three kicks for touchdowns in the fall of 2002. The injury to King opened the door for sophomore Mike Dudley who earned his way onto the starting lineup by midseason last year and quickly proved that is exactly where he should be, finishing second on the team with four interceptions. Safety Shevar Whittaker started all 10 games at safety and is expected to be the starter again in 2004. The other safety spot will come down to whoever wins the battle between Ray Goodsir, Hasan Stewart and Anthony Casale in preseason camp.

The punting duties will be handled by sophomore Sean McGinty who started all 10 games last year. McGinty will also be asked to handle the placekicking duties with the graduation of four-year starter Mike Soto. Look for J.J. Cox to be a big factor on kickoff and punt returns along with standout Chad King.

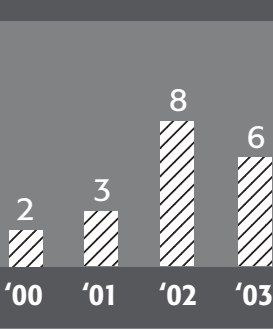
There are several newcomers to watch this fall. Offense: Running back Assad Haffiz, wide receiver Rich Pennecke, wide receiver Lynell Suggs and Joe Tarasiewicz, a transfer from New Haven. Offensive lineman Steve Council is also one to watch. Defense: Defensive lineman James Harris, defensive line transfer Kevin Halonski, linebacker corps that consists of Devar Dias, Andre Jean-Pierre, James Mason Rudolph and Chris Tomasky. In the secondary, transfer Justin Hubbard (C.W.Post) may make an impact.

There will be plenty of new faces on the sideline in 2004, a season that could hold plenty of promise. Coach Kornhauser welcomes new coordinators on both sides of the ball as Paul McGonagle brings his spread offense from Bentley where the Falcons set numerous offensive records. Sinagra makes the jump to Stony Brook after four seasons at Holy Cross to direct the Seawolves defensive unit.

Nineteen starters return from the 2003 squad and are expected to make up strongest team in the program's history, a team that will also face the most ambitious schedule in its 21-year existence. On September 4, the Seawolves open the season on the road against Patriot League power Lehigh before back-to-back conference road games against Wagner and Monmouth. Following the home opener against Robert Morris on homecoming weekend, the Seawolves play host to Atlantic-10 Hofstra on October 9, renewing the Long Island matchup that has been dormant since 1990. The games against Lehigh and Hofstra mark the first-ever meetings against a nationally ranked and Atlantic-10 opponent since Stony Brook's move to the Division I level.

For Sam Kornhauser, challenging for a title hopes to be part of season where he reaches a coaching milestone. Kornhauser is four wins away from the 100-win plateau, an achievement he hopes is just one highlight to a very special season.

Four-Year Wins Trend



2004 schedule

| Date | Opponent | Time |
|-------|----------------------------|---------|
| 9/4 | at Lehigh | 1:00 pm |
| 9/18 | at Wagner | 1:00 pm |
| 9/25 | at Monmouth | 1:00 pm |
| 10/2 | Robert Morris | 2:00 pm |
| 10/9 | Hofstra | 6:00 pm |
| 10/16 | at St. Francis (PA) | 1:00 pm |
| 10/23 | Albany | 6:00 pm |
| 10/30 | Sacred Heart | 6:00 pm |
| 11/6 | at Central CT St. | 1:00 pm |
| 11/13 | Iona | 4:00 pm |

NEC Games in **Bold**

2003 results

| Date | Opponent | Score |
|-------|-------------------------|---------|
| 9/13 | Siena | W 31-3 |
| 9/20 | Wagner | W 28-21 |
| 9/27 | Monmouth | L 14-20 |
| 10/4 | at Robert Morris | L 20-23 |
| 10/11 | at Georgetown | L 21-49 |
| 10/18 | St. Francis (PA) | W 49-14 |
| 10/25 | at Albany | L 7-40 |
| 11/1 | at Sacred Heart | W 47-16 |
| 11/8 | Central CT St. | W 36-31 |
| 11/15 | at Iona | W 31-20 |

NEC Games in **Bold**

all-time records

| Year | Record | SBU vs. the NEC |
|------|--------|--------------------|
| 1984 | 4-5 | |
| 1985 | 6-4 | |
| 1986 | 5-4 | |
| 1987 | 4-5 | |
| 1988 | 5-4 | |
| 1989 | 3-7 | |
| 1990 | 1-8 | |
| 1991 | 6-4 | |
| 1992 | 5-5 | |
| 1993 | 6-3 | |
| 1994 | 7-4 | |
| 1995 | 7-3 | |
| 1996 | 6-4 | |
| 1997 | 4-6 | |
| 1998 | 3-7 | |

| Year | Record | NEC |
|------|--------|-----|
| 1999 | 5-5 | 4-3 |
| 2000 | 2-8 | 1-7 |
| 2001 | 3-6 | 3-5 |
| 2002 | 8-2 | 5-2 |
| 2003 | 6-4 | 4-3 |

Overall Record: 96-98-2
NEC Record: 17-20

The Quickies the little things you might want to know

General Information

| | |
|-------------------------|----------------------------------|
| Location: | Stony Brook, NY |
| Founded: | 1957 |
| Enrollment: | 20,855 |
| Nickname: | Seawolves |
| Colors: | Scarlet and Grey |
| President: | Dr. Shirley Strum Kenny |
| Faculty Representative: | Eugene Katz |
| Athletic Director: | Jim Fiore |
| SWA: | TBA |
| Home Field/Capacity: | Kenneth P. LaValle Stadium/8,136 |
| Athletic Phone: | (631) 632-7205 |

Football Information

| | |
|----------------------------|----------------|
| Head Coach: | Sam Kornhauser |
| Overall Record/Years: | 96-98-2/20 |
| Record at SBU/Years: | 96-98-2/20 |
| Inaugural Football Season: | 1984 |
| 2003 Record: | 6-4 |
| NEC Record/Place: | 4-3/Tie 3rd |
| Offensive System: | Spread |
| Defensive System: | 3-4 |
| Football Office Phone: | (631) 632-7198 |

Sports Information

| | |
|------------------------------|--------------------------------|
| Sports Information Director: | Rob Emmerich |
| SID Phone: | (631) 632-6312 |
| SID Fax Line: | (631) 632-8841 |
| SID Home Phone: | (631) 331-5405 |
| SID e-mail Address: | robert.emmerich@stonybrook.edu |
| Press Box Phone: | 631-632-4037 |
| Athletic Hotline Phone: | (631) 632-WOLF |
| Website Address: | goseawolves.org |

Coaching Staff

| | |
|------------------------------|-----------------|
| Offensive Coordinator | Mike McCarty |
| Defensive Coordinator | Andrew Cohen |
| Running Backs | Jimmy Jones |
| Wide Receivers | Ed Volz |
| Offensive Line | Corey Holland |
| Defensive Line | Bill Sholly |
| Defensive Line (Grad. Asst.) | Gary Carruthers |
| Secondary | John Norton |
| Cornerbacks | George Haines |

In Depth

Offense

| | | |
|----|-----------|--|
| QB | 4 | T.J. Moriarty (6-0, 195, Sr.) |
| | 10 | Andrew Garrett (6-5, 210, So.) |
| TB | 22 | Clinton Graham (5-9, 195, Sr.) |
| | 26 | Rod Williams (5-11, 175, Sr.) |
| LT | 70 | Tom Smith (6-3, 280, Jr.) |
| | 77 | Matt Smeader (6-4, 260, RFr.) |
| LG | 75 | Leo Sullivan (6-3, 300, So.) |
| | 65 | Steve Council (6-1, 305, Fr.) |
| C | 62 | Matt Smith (6-1, 250, Jr.) |
| | 71 | Rich Pimentel (5-10, 240, Sr.) |
| RG | 72 | David Charles (6-3, 295, Sr.) |
| | 73 | Andrew Saraga (6-1, 285, So.) |
| RT | 54 | Thurman Ransom (6-2, 250, Sr.) |
| | 76 | Eugene Pietzak (6-2, 265, Jr.) |
| WR | 1 | Khalfani Alleyne (5-11, 180, Jr.) |
| | 25 | Michael Consentino (5-8, 165, So.) |
| WR | 24 | Londre Blocker (6-4, 270, Sr.) |
| | 80 | Joe Tarasiewicz (5-9, 185, Jr.) |
| WR | 82 | Josh Anderson (6-2, 180, Jr.) |
| | 5 | Chris Blumenstetter (5-8, 175, Sr.) |
| WR | 3 | J.J. Cox, Jr. (5-9, 165, So.) |
| | 7 | Sal Davis (5-10, 175, Jr.) |

Defense

| | | |
|----|-----------|--|
| DL | 90 | David Bamiro (6-2, 220, Sr.) |
| | 8 | Jermaine Scott (6-2, 220, So.) |
| DL | 92 | Ralph Horton (6-3, 280, Sr.) |
| | 57 | Emeka Ibekweh (6-4, 270, Sr.) |
| DL | 49 | Bryan Karp (6-3, 255, Sr.) |
| | 95 | Tahir Messam (6-1, 260, So.) |
| DL | 53 | Chimezie Okobi (6-3, 255, Sr.) |
| | 99 | Dan Rodriguez (6-0, 230, So.) |
| LB | 44 | Eddie Cobbinah (6-2, 210, Sr.) |
| | 52 | Clint Riggs (6-0, 210, Sr.) |
| LB | 55 | Mike Mounter (5-10, 215, Jr.) |
| | 39 | Eric Romeo (6-0, 220, Sr.) |
| LB | 23 | Paul Perez (6-1, 220, So.) |
| | 56 | Andre Jean-Pierre (6-0, 230, Fr.) |
| CB | 2 | Chad King (5-10, 170, Sr.) |
| | 19 | Kameron Sterling (5-8, 170, So.) |
| FS | 29 | Shevar Whittaker (5-11, 195, Sr.) |
| | 21 | Corey Hughes (6-0, 170, RFr.) |
| SS | 27 | Hasan Stewart (5-10, 175, So.) |
| | 42 | Frank Rivera (6-0, 200, Fr.) |
| CB | 20 | Ernie Williams (5-9, 185, Jr.) |
| | 28 | Mike Dudley (6-0, 180, Fr.) |

Special Teams

| | | | | | |
|----|-----------|---------------------------------------|----|-----------|---------------------------------------|
| PK | 85 | Sean McGinity (5-11, 160, So.) | PR | 2 | Chad King (5-10, 170, Sr.) |
| | 45 | Sean Forman (5-10, 180, Fr.) | | 3 | J.J. Cox Jr. (5-9, 165, So.) |
| P | 85 | Sean McGinity (5-11, 160, So.) | KR | 24 | Londre Blocker (6-4, 270, Sr.) |
| | 45 | Sean Forman (5-10, 180, Fr.) | | 22 | Clinton Graham (5-9, 195, Sr.) |

Stony Brook

2003 Statistics



| RUSHING | G | Att | Gain | Loss | Net | Avg | TD | Long | Avg/G |
|-----------------|----|-----|------|------|------|------|----|------|-------|
| Graham, Clinton | 10 | 167 | 1107 | 52 | 1055 | 6.3 | 12 | 64 | 105.5 |
| Moriarty, T.J. | 10 | 120 | 473 | 173 | 300 | 2.5 | 6 | 23 | 30.0 |
| Rudloff, Jeff | 9 | 27 | 189 | 7 | 182 | 6.7 | 0 | 42 | 20.2 |
| Lockhart, Ken | 8 | 41 | 168 | 16 | 152 | 3.7 | 3 | 22 | 19.0 |
| Kelley, Paul | 7 | 8 | 68 | 3 | 65 | 8.1 | 2 | 26 | 9.3 |
| Blocker, Londre | 10 | 7 | 50 | 10 | 40 | 5.7 | 1 | 18 | 4.0 |
| Cherney, Keith | 1 | 1 | 27 | 0 | 27 | 27.0 | 0 | 27 | 27.0 |
| Cox, J.J. | 10 | 4 | 28 | 2 | 26 | 6.5 | 0 | 15 | 2.6 |
| Brumfield, D. | 9 | 1 | 6 | 0 | 6 | 6.0 | 0 | 6 | 0.7 |
| TEAM | 7 | 2 | 0 | 1 | -1 | -0.5 | 0 | 0 | -0.1 |
| Philips, Jophy | 10 | 5 | 8 | 16 | -8 | -1.6 | 0 | 8 | -0.8 |
| Total..... | 10 | 383 | 2124 | 280 | 1844 | 4.8 | 24 | 64 | 184.4 |
| Opponents..... | 10 | 448 | 2118 | 467 | 1651 | 3.7 | 19 | 79 | 165.1 |

| PASSING | G | Pass Eff. | Att-Cmp-Int | Pct | Yds | TD | Lng | Avg/G |
|-----------------|----|-----------|-------------|-------|------|----|-----|-------|
| Moriarty, T.J. | 10 | 119.77 | 290-169-10 | 58.3 | 1929 | 11 | 49 | 192.9 |
| Kelley, Paul | 7 | 127.05 | 8-3-0 | 37.5 | 46 | 1 | 27 | 6.6 |
| Sterling, K. | 7 | 167.20 | 1-1-0 | 100.0 | 8 | 0 | 8 | 1.1 |
| Cherney, Keith | 1 | 0.00 | 1-0-0 | 0.0 | 0 | 0 | 0 | 0.0 |
| McGinty, Sean | 10 | 452.80 | 1-1-0 | 100.0 | 42 | 0 | 42 | 4.2 |
| Graham, Clinton | 10 | 150.40 | 1-1-0 | 100.0 | 6 | 0 | 6 | 0.6 |
| Total..... | 10 | 120.93 | 302-175-10 | 57.9 | 2031 | 12 | 49 | 203.1 |
| Opponents..... | 10 | 125.03 | 246-140-13 | 56.9 | 1833 | 12 | 62 | 183.3 |

| RECEIVING | G | No. | Yds | Avg | TD | Long | Avg/G |
|-----------------|----|-----|------|------|----|------|-------|
| Blocker, Londre | 10 | 48 | 716 | 14.9 | 7 | 49 | 71.6 |
| Anderson, Josh | 10 | 43 | 389 | 9.0 | 1 | 44 | 38.9 |
| Philips, Jophy | 10 | 26 | 256 | 9.8 | 0 | 34 | 25.6 |
| Alleyne, K. | 10 | 22 | 169 | 7.7 | 0 | 34 | 16.9 |
| Graham, Clinton | 10 | 18 | 300 | 16.7 | 3 | 42 | 30.0 |
| Davis, Sal | 8 | 7 | 65 | 9.3 | 1 | 20 | 8.1 |
| Rudloff, Jeff | 9 | 3 | 54 | 18.0 | 0 | 48 | 6.0 |
| Cosentino, M. | 10 | 3 | 49 | 16.3 | 0 | 27 | 4.9 |
| Cox, J.J. | 10 | 2 | 13 | 6.5 | 0 | 16 | 1.3 |
| Brown, J. | 7 | 1 | 8 | 8.0 | 0 | 8 | 1.1 |
| Lockhart, Ken | 8 | 1 | 6 | 6.0 | 0 | 6 | 0.8 |
| Moriarty, T.J. | 10 | 1 | 6 | 6.0 | 0 | 6 | 0.6 |
| Total..... | 10 | 175 | 2031 | 11.6 | 12 | 49 | 203.1 |
| Opponents..... | 10 | 140 | 1833 | 13.1 | 12 | 62 | 183.3 |

| TOTAL OFFENSE | G | Plays | Rush | Pass | Total | Avg/G |
|-----------------|----|-------|------|------|-------|-------|
| Moriarty, T.J. | 10 | 410 | 300 | 1929 | 2229 | 222.9 |
| Graham, Clinton | 10 | 168 | 1055 | 6 | 1061 | 106.1 |
| Rudloff, Jeff | 9 | 27 | 182 | 0 | 182 | 20.2 |
| Lockhart, Ken | 8 | 41 | 152 | 0 | 152 | 19.0 |
| Kelley, Paul | 7 | 16 | 65 | 46 | 111 | 15.9 |
| McGinty, Sean | 10 | 1 | 0 | 42 | 42 | 4.2 |
| Blocker, Londre | 10 | 7 | 40 | 0 | 40 | 4.0 |
| Cherney, Keith | 1 | 2 | 27 | 0 | 27 | 27.0 |
| Cox, J.J. | 10 | 4 | 26 | 0 | 26 | 2.6 |
| Sterling, K. | 7 | 1 | 0 | 8 | 8 | 1.1 |
| Brumfield, D. | 9 | 1 | 6 | 0 | 6 | 0.7 |
| TEAM | 7 | 2 | -1 | 0 | -1 | -0.1 |
| Philips, Jophy | 10 | 5 | -8 | 0 | -8 | -0.8 |
| Total..... | 10 | 685 | 1844 | 2031 | 3875 | 387.5 |
| Opponents..... | 10 | 694 | 1651 | 1833 | 3484 | 348.4 |

| PUNT RETURNS | No. | Yds | Avg | TD | Long |
|----------------|-----|-----|-----|----|------|
| Anderson, Josh | 28 | 121 | 4.3 | 0 | 27 |
| King, Chad | 3 | 22 | 7.3 | 0 | 16 |
| Cosentino, M. | 1 | 1 | 1.0 | 0 | 0 |
| Total..... | 32 | 144 | 4.5 | 0 | 27 |
| Opponents..... | 32 | 183 | 5.7 | 0 | 27 |

| KICK RETURNS | No. | Yds | Avg | TD | Long |
|-----------------|-----|-----|------|----|------|
| Cox, J.J. | 18 | 347 | 19.3 | 0 | 39 |
| Blocker, Londre | 12 | 287 | 23.9 | 0 | 54 |
| Rudloff, Jeff | 3 | 27 | 9.0 | 0 | 16 |
| Graham, Clinton | 3 | 56 | 18.7 | 0 | 23 |
| Lockhart, Ken | 3 | 32 | 10.7 | 0 | 17 |
| Sturomski, C. | 2 | 8 | 4.0 | 0 | 6 |
| Anderson, Josh | 2 | 23 | 11.5 | 0 | 17 |
| Total..... | 43 | 780 | 18.1 | 0 | 54 |
| Opponents..... | 45 | 873 | 19.4 | 1 | 94 |

| PUNTING | No. | Yds | Avg | Long | TD | FC | I20 | Blkd |
|----------------|-----|------|------|------|----|----|-----|------|
| McGinty, Sean | 60 | 1925 | 32.1 | 51 | 4 | 5 | 11 | 2 |
| TEAM | 2 | 9 | 4.5 | 9 | 0 | 0 | 0 | 0 |
| Total..... | 62 | 1934 | 31.2 | 51 | 4 | 5 | 11 | 2 |
| Opponents..... | 59 | 1977 | 33.5 | 60 | 2 | 0 | 17 | 1 |



| SCORING | TD | FGs | Kick | Rush | Rcv | Pass | DXP | Saf | Points |
|-----------------|----|------|-------|------|-----|------|-----|-----|--------|
| Graham, Clinton | 15 | 0-0 | 0-0 | 0-0 | 1 | 0-0 | 0 | 0 | 92 |
| Soto, Michael | 0 | 7-10 | 30-34 | 0-0 | 0 | 0-0 | 0 | 0 | 51 |
| Blocker, Londre | 8 | 0-0 | 0-0 | 0-0 | 1 | 0-0 | 0 | 0 | 50 |
| Moriarty, T.J. | 6 | 0-0 | 0-0 | 0-0 | 0 | 2-3 | 0 | 0 | 36 |
| Lockhart, Ken | 3 | 0-0 | 0-0 | 0-0 | 0 | 0-0 | 0 | 0 | 18 |
| Williams, E. | 2 | 0-0 | 0-0 | 0-0 | 0 | 0-0 | 0 | 0 | 12 |
| Kelley, Paul | 2 | 0-0 | 0-0 | 0-0 | 0 | 0-0 | 0 | 0 | 12 |
| Anderson, Josh | 1 | 0-0 | 0-0 | 0-0 | 0 | 0-0 | 0 | 0 | 6 |
| Davis, Sal | 1 | 0-0 | 0-0 | 0-0 | 0 | 0-0 | 0 | 0 | 6 |
| Fitzpatrick, J. | 0 | 0-0 | 1-1 | 0-0 | 0 | 0-0 | 0 | 0 | 1 |
| Total..... | 38 | 7-10 | 31-35 | 0-0 | 2 | 2-3 | 0 | 0 | 284 |
| Opponents..... | 32 | 6-9 | 23-30 | 0-0 | 1 | 1-2 | 1 | 0 | 237 |

| FIELD GOALS | FGM-FGA | Pct | 01-19 | 20-29 | 30-39 | 40-49 | 50+ | Lg | Blk |
|---------------|---------|------|-------|-------|-------|-------|-----|----|-----|
| Soto, Michael | 7-10 | 70.0 | 0-0 | 4-4 | 3-3 | 0-3 | 0-0 | 39 | 1 |

| DEFENSE LEADERS | GP | UT | AT | Total | ForLoss | Sacks- No-Yards | Pass Def- Int-Yds | BrUp | QBH | Fumbles- Rcv-Yds | FF | Blkd Kick | Saf |
|-----------------|----|-----|-----|-------|---------|--------------------|----------------------|------|-----|---------------------|----|--------------|-----|
| Cobbinah, Eddie | 10 | 52 | 48 | 100 | 7.0-33 | 4-28 | 1 | 1 | 1-0 | 2 | 1 | 1 | |
| Mounter, Mike | 9 | 26 | 37 | 63 | 6.0-27 | 3-19 | 2 | 2 | 1-0 | 2 | 1 | 1 | |
| Lambert, Mike | 9 | 31 | 29 | 60 | 3.5-8 | | 3 | | | | | | |
| Buntin, Billy | 8 | 30 | 29 | 59 | 5.5-14 | | 1-3 | | | 1-0 | 1 | 1 | |
| Whittaker, S. | 10 | 22 | 32 | 54 | 1.5-3 | | 1-28 | | | 2-0 | 1 | 1 | |
| Okobi, Chimezie | 10 | 20 | 33 | 53 | 5.5-32 | 5-29 | 1 | 1 | | | | | |
| Bamiro, David | 10 | 22 | 27 | 49 | 15.0-85 | 10-68 | 1 | 1 | | | | | |
| Karp, Bryan | 10 | 17 | 32 | 49 | 10.5-41 | 5-17 | 1 | 1 | | 4-0 | 2 | | |
| Marrero, K. | 9 | 22 | 21 | 43 | 9.0-52 | 6-42 | 3 | 3 | | 1-0 | 4 | | |
| Dudley, Mike | 9 | 20 | 22 | 42 | | | 4-75 | 2 | | | | | |
| Williams, E. | 10 | 20 | 16 | 36 | | | 5-72 | 2 | | 3-122 | 1 | | |
| Ibekweh, Emeka | 10 | 16 | 18 | 34 | 7.5-37 | 6-27 | | | | | | | |
| Horton, Ralph | 10 | 7 | 17 | 24 | 4.0-21 | 2-9 | 1 | 1 | | 1-0 | | | |
| Perez, Paul | 9 | 11 | 12 | 23 | 3.0-12 | 1-6 | 1 | 1 | | | 2 | | |
| Hughes, Cory | 8 | 9 | 5 | 14 | | | | | | | | | |
| Riggs, Clint | 5 | 7 | 4 | 11 | 2.5-4 | 1-2 | | | | 1-0 | 1 | | |
| Galimberti, A. | 6 | 5 | 5 | 10 | 1.0-1 | | | | | 1-0 | 1 | | |
| Stewart, Hasan | 8 | 5 | 4 | 9 | | | 1 | 1 | | 1-0 | | | |
| Richards, R. | 10 | 3 | 5 | 8 | | | | | | | | | |
| King, Chad | 1 | 3 | 3 | 6 | | | 1 | | | | | | |
| Cromartie, Adam | 4 | 4 | 1 | 5 | | | | | | | | | |
| Scott, Jermaine | 7 | 3 | 1 | 4 | | | | | | | 1 | | |
| Kolshak, Chase | 8 | 2 | 2 | 4 | | | | | | | | | |
| Messam, Tahir | 3 | 1 | 3 | 4 | | | | | | | | | |
| Michitsch, D. | 7 | 2 | 2 | 4 | | | | | | | | | |
| Lockhart, Ken | 8 | 3 | | 3 | | | | | | 1-0 | | | |
| Martin, Alan | 5 | 2 | 1 | 3 | 1.0-4 | 1-4 | | | | | | | |
| Sterling, K. | 7 | 2 | 1 | 3 | | | | | | | | | |
| Graham, Clinton | 10 | 1 | 2 | 3 | | | | | | 1-0 | | | |
| Rodriguez, D. | 4 | | 2 | 2 | | | | | | | | | |
| Beh, Chris | 3 | 2 | | 2 | | | | | | | | | |
| Smith, Isaac | 5 | 1 | 1 | 2 | | | | | | | | | |
| Romeo, Eric | 1 | 1 | 1 | 2 | | | | | | | | | |
| Anderson, Josh | 10 | 2 | | 2 | | | | | | | | | |
| Brown, Kyle | 2 | 1 | 1 | 2 | 0.5-2 | | | | | | | | |
| Maiorano, N. | 1 | 2 | | 2 | | | | | | | | | |
| Soto, Michael | 10 | 1 | 1 | 2 | | | | | | | | | |
| Philips, Jophy | 10 | 1 | 1 | 2 | | | | | | | | | |
| Coyne, Rich | 2 | 1 | | 1 | | | | | | | | | |
| Smith, Tom | 9 | 1 | | 1 | | | | | | | | | |
| Parchment, R. | 2 | 1 | | 1 | | | | | | | | | |
| TEAM | 7 | 1 | | 1 | | | | | | 1-0 | 1 | | |
| Brumfield, D. | 9 | 1 | | 1 | | | | | | | | | |
| Cosentino, M. | 10 | 1 | | 1 | | | | | | | | | |
| Rudloff, Jeff | 9 | | 1 | 1 | | | | | | | | | |
| Blocker, Londre | 10 | 1 | | 1 | | | | | | | | | |
| Sullivan, Leo | 8 | 1 | | 1 | | | | | | | | | |
| Total..... | 10 | 387 | 420 | 807 | 83-376 | 37-251 | 13-191 | 20 | | 19-122 | 22 | 2 | |
| Opponents..... | 10 | - | - | - | - | 25-108 | 10-35 | 31 | | 15-21 | 15 | 3 | |

| INTERCEPTIONS | No. | Yds | Avg | TD | Long |
|----------------|-----|-----|------|----|------|
| Williams, E. | 5 | 72 | 14.4 | 1 | 52 |
| Dudley, Mike | 4 | 75 | 18.8 | 0 | 46 |
| Mounter, Mike | 2 | 13 | 6.5 | 0 | 13 |
| Buntin, Billy | 1 | 3 | 3.0 | 0 | 3 |
| Whittaker, S. | 1 | 28 | 28.0 | 0 | 28 |
| Total..... | 13 | 191 | 14.7 | 1 | 52 |
| Opponents..... | 10 | 35 | 3.5 | 0 | 12 |

| TEAM STATISTICS | SBU | OPP | TEAM STATISTICS | SBU | OPP | TEAM STATISTICS | SBU | OPP |
|----------------------|------------|------------|----------------------|--------|--------|----------------------|---------|---------|
| SCORING | 284 | 237 | Average Per Catch | 11.6 | 13.1 | PUNTS-YARDS | 62-1934 | 59-1977 |
| Points Per Game | 28.4 | 23.7 | Average Per Game | 203.1 | 183.3 | Average Per Punt | 31.2 | 33.5 |
| FIRST DOWNS | 188 | 199 | TDs Passing | 12 | 12 | Net punt average | 28.2 | 31.1 |
| Rushing | 89 | 90 | TOTAL OFFENSE | 3875 | 3484 | TIME OF POSS/GAME | 28:16 | 31:36 |
| Passing | 86 | 82 | Total Plays | 685 | 694 | 3RD-DOWN CONVERS | 46/135 | 46/134 |
| Penalty | 13 | 27 | Average Per Play | 5.7 | 5.0 | 3rd-Down Pct | 34% | 34% |
| RUSHING YARDAGE | 1844 | 1651 | Average Per Game | 387.5 | 348.4 | 4TH-DOWN CONVERS | 6/11 | 4/12 |
| Yards gained rushing | 2124 | 2118 | KICK RET: #-YARDS | 43-780 | 45-873 | 4th-Down Pct | 55% | 33% |
| Yards lost rushing | 280 | 467 | PUNT RET: #-YARDS | 32-144 | 32-183 | SACKS BY-YARDS | 37-251 | 25-108 |
| Rushing Attempts | 383 | 448 | INT RETURNS: #-YARDS | 13-191 | 10-35 | MISC YARDS | 122 | 21 |
| Average Per Rush | 4.8 | 3.7 | KICK RETURN AVERAGE | 18.1 | 19.4 | TOUCHDOWNS SCORED | 38 | 32 |
| Average Per Game | 184.4 | 165.1 | PUNT RETURN AVERAGE | 4.5 | 5.7 | FIELD GOALS-ATTEMPTS | 7-10 | 6-9 |
| TDs Rushing | 2 | 19 | INT RETURN AVERAGE | 14.7 | 3.5 | PAT-ATTEMPTS | 31-35 | 23-30 |
| PASSING YARDAGE | 2041 | 1833 | FUMBLES-LOST | 25-15 | 32-19 | ATTENDANCE | 23066 | 12897 |
| Att-Comp-Int | 302-175-10 | 246-140-13 | PENALTIES-YARDS | 96-811 | 80-741 | Games/Avg Per Game | 5/4613 | 5/2579 |
| Average Per Pass | 6.7 | 7.5 | Average Per Game | 81.1 | 74.1 | | | |

All The Facts



The only coach in Stony Brook varsity football history, Sam Kornhauser has guided the football program through its transition from Division III status to the NCAA Division I level. Kornhauser enters his 21st season at Stony Brook in the fall of 2004 and is four wins away from reaching the 100-win plateau.

Over the past two years, Kornhauser has led the Seawolves to a 14-6 mark, their most successful two-year stretch since the move to Division I. Last fall, SB went 6-4 and landed seven players on the all-conference team, the most since joining the NEC in 2004.

The 14-6 mark over the last two years has been the product of an aggressive football team that puts points on the board. Last year saw Stony Brook average over 28 points per game, a result of the spread offense that has been characteristic of Kornhauser team's since the turn of the century. Combine that with a team that piled up 37.5 sacks and you have an exciting team that drew an average crowd of over 5,000 people to LaValle Stadium for each home game, helping the NEC set a new attendance mark.

In the wake of the grand opening of LaValle Stadium, Kornhauser guided Stony Brook to its most successful season in the program's history in 2002, closing the year with a five-game winning streak to finish with an 8-2 mark. The eight wins represented the most compiled by any team in his tenure as coach and the 5-2 conference mark was the best since SB joined the NEC in 1999.

The Seawolves' outstanding play did not go unnoticed as the team made its first appearance in the Sports Network Top 10 Mid Major Poll, climbing all the way up to No. 4 by season's end. A school record seven of his players received All-NEC recognition and two of them went on to garner Division I-AA Mid Major All-America honors.

In May of 2003, Kornhauser was recognized as the Stony Brook University Men's Athletics Coach of the Year. It was the fourth time that he has won the award.

Over the course of 20 seasons, Kornhauser has presided over the Stony Brook football program that began at the Division III level and has since moved up to the Division I ranks. He is a versatile coach, able to adjust his game plan to suit the talent of his team. In the 1980s, Stony Brook was known as a team with a tough, stingy defense and an offense with a strong ground attack that would attempt to control time of possession. In recent seasons, SB has become much more wide open offensively, as the talent at quarterback and wide receiver has permitted Kornhauser and his coaching staff to stretch the field and force opposing defenses to defend a much larger area.

Kornhauser is a four-time Stony Brook Men's Athletics Coach of the Year selection, earning the award after the 2003, 1996, 1993 and 1988 campaigns.

In May of 2004, he was presented with the Johnny Vaught Award by the All-American Football Foundation for his outstanding performance in football. Kornhauser was also honored in 1995 by the Metropolitan Chapter of the Eastern Association of Intercollegiate Football officials with its Metro Award for his undying efforts to the game of college football.

In addition to his coaching duties he also served as the Men's Athletic Director for three years. A member of the American Football Coaches Association (AFCA) since 1979, he is the past chairman of the District I AFCA All-American committee, served on the AFCA Summer Manual Committee and is presently on the AFCA Public Relations Committee. Kornhauser is the Director of the Stony Brook Football Camp (a summer football clinic) and he is a guest lecturer and instructor at numerous football clinics across the Northeast.

Kornhauser has had over 10 articles published during his coaching career. He wrote an article entitled "Stony Brook Seawolves: Easy as III, II, I-AA" for the AFCA 2000 Summer Manual. In 1997, the Eastbay Football Coaches clinic asked him to participate in the Science of Coaching Video Lecture Series, which produced two tapes for sale. One detailed the one-back passing game at SBU while the other highlighted the one-back running game at SBU. All proceeds from the sales go to the "Make a Wish Foundation."

Prior to coming to Stony Brook, Kornhauser was the defensive coordinator at Norwich University for five years. While at Norwich, Kornhauser's defenses were known for pressure and movement. In addition to his college coaching experience, he has also held high school coaching positions in Brooklyn, NY, and Nome, Ala. He spent his first five years out of college as a teacher and assistant football coach at his high school alma mater Brooklyn Tech before leaving to take a new coaching position in Alaska. While in Alaska, Coach K was the head coach of the Nome-Beltz High School boys' basketball team. In his first season, he led the Nanooks to a 23-3 record and a trip to the state championship game.

Kornhauser is a 1971 graduate of Missouri Valley College, where he was twice selected as an All-Conference offensive tackle and was named an NAIA District 16 All-Star. The Vikings were nationally ranked during Kornhauser's senior season. He earned his master's of science in exercise physiology from Southern Illinois in 1972 and a C.A.S. degree from the University of Vermont in 1982.

Kornhauser currently resides in East Setauket with his wife Pam, who teaches English as a Second Language. The Kornhausers have two daughters, Sarah and Rachel. Sarah lives in Brooklyn, NY and is a guidance counselor for the High School of Social Justice. Rachel will enter her senior year at Binghamton University this fall.

Head Coach

Overall Record: 96-98-2/20 years
SBU Record: 96-98-2/20 years



Alma Mater:
Missouri Valley '71

Sam Kornhauser

HEAD COACHING EXPERIENCE:

- 1984- Stony Brook University, Stony Brook, NY
 - The only coach in Stony Brook's 20-year football history.
 - Has posted a 96-98-2 record at the Long Island school.
 - Guided 2002 team to a school-record eight victories and a best-ever #5 national ranking in the Sports Network I-AA Mid-Major poll.
 - Has led the Seawolves to a .500 or better record in 12-of-20 seasons.
- 1976-77 Nome Beltz High School, Nome, AK

ASSISTANT COACHING EXPERIENCE:

- 1979-84 Norwich University, Northfield, VT
 - Served as defensive line coach in 1979 before being promoted to defensive coordinator, a position held from 1980-84.
- 1972-75, 78 Brooklyn Tech High School, Brooklyn, NY

PLAYING EXPERIENCE:

- 1968-71 Missouri Valley College, Marshall, MO
 - Two-time All-Conference offensive tackle.
 - Named an NAIA District 17 All-Star.

EDUCATION:

- Missouri Valley College, Marshall, MO
 - Bachelor of Science, 1971, Physical Education
- University of Southern Illinois, Edwardsville, IL
 - Master's of Science, 1972, Exercise Physiology
- University of Vermont, Burlington, VT
 - CAS, 1982

PERSONAL:

- Wife - Pam; two daughters - Sarah and Rachel.
- Also serves as Senior Associate Director of Athletics and is a tenured Associate Professor in the Department of Physical Education.
- Resides in East Setauket, NY.
- Born on June 22, 1949.

Kenneth P. LaValle Stadium Stony Brook, NY

| NO. | NAME | YR | POS | HT | WT | HOMETOWN/HIGHSCHOOL |
|-----|-----------------------|-------|-----|------|-----|--|
| 1 | Khalfani Alleyne | Jr. | WR | 5-11 | 180 | Orange, NJ/Orange |
| 2 | Chad King | Sr. | DB | 5-10 | 170 | Ocean Township, NJ/Ocean Township |
| 3 | J.J. Cox, Jr. | So. | WR | 5-9 | 165 | Fort Lauderdale, FL/Piper |
| 4 | T.J. Moriarty | Sr. | QB | 6-0 | 195 | Howell, NJ/Red Bank Catholic |
| 5 | Chris Blumenstetter | Sr. | WR | 5-8 | 175 | W. Hempstead, NY/Kellenberg |
| 6 | Andre Barber | So. | LB | 5-8 | 160 | Piscataway, NJ/Piscataway |
| 7 | Sal Davis | Jr. | WR | 5-10 | 175 | Somerset, NJ/Franklin |
| 8 | Jermaine Scott | So. | DE | 6-2 | 220 | Spring Valley, NY/Ramapo |
| 9 | Jonathan Brown | Sr. | WR | 5-9 | 200 | Brooklyn, NY/Fort Hamilton |
| 10 | Andrew Garrett | So. | QB | 6-5 | 210 | Milford, NJ/Delaware Valley/Hofstra |
| 11 | Josh Dudash | R-Fr. | QB | 6-2 | 195 | Beachwood, NJ/Toms River |
| 12 | Adam Headley | R-Fr. | QB | 5-11 | 170 | Shelton, CT/St. Joseph |
| 14 | Anwar Isaac | Fr. | QB | 5-10 | 185 | Brooklyn, NY/Fort Hamilton |
| 15 | Mike Derice | Fr. | CB | 5-8 | 170 | Brooklyn, NY/Brooklyn Tech |
| 16 | Andre Forbes | Fr. | S | 5-10 | 185 | Elmont, NY/Elmont |
| 17 | Joey George | Fr. | S | 6-0 | 190 | East Hanover, NJ/Hanover Park |
| 18 | Frank Aversa | Fr. | S | 5-11 | 200 | Ridgewood, NJ/Ridgewood |
| 19 | Kameron Sterling | So. | CB | 5-8 | 170 | Lindenwold, NJ/Lindenwold |
| 20 | Ernie Williams | Sr. | CB | 5-9 | 185 | Teaneck, NJ/Teaneck |
| 21 | Raymond Goodsir | R-Fr. | S | 6-0 | 170 | W. Milford, NJ/DePaul Catholic |
| 22 | Clinton Graham | Sr. | RB | 5-9 | 195 | Milton, Mass./Milton/Worcester Acad. |
| 23 | Paul Perez | So. | LB | 6-1 | 220 | Bergenfield, NJ/Bergenfield |
| 24 | Londre Blocker | Sr. | WR | 6-1 | 180 | Manhasset, NY/Manhasset |
| 25 | Michael Cosentino | So. | WR | 5-8 | 165 | Staten Island, NY/St. Peter's |
| 26 | Rod Williams | Sr. | RB | 5-11 | 175 | Highlands, NY/Monroe-Woodbury |
| 27 | Hasan Stewart | So. | CB | 5-10 | 175 | Hempstead, NY/Uniondale |
| 28 | Mike Dudley | So. | DB | 6-0 | 180 | Staten Island, NY/St. Peter's |
| 29 | Shevar Whittaker | Sr. | DB | 5-11 | 195 | Bronx, NY/DeWitt Clinton |
| 30 | Dennis Brumfield | Jr. | RB | 6-0 | 185 | Chester Springs, PA/Chester/Canisius |
| 31 | Anthony Casale | R-Fr. | S | 6-2 | 180 | Troy, NY/Troy |
| 32 | Eric Schandel | Fr. | TE | 6-0 | 200 | Baiting Hollow, NY/Mercy |
| 33 | Richie Richards | So. | S | 5-11 | 195 | Queens Village, NY/Bayside |
| 34 | Matt Tommasino | Fr. | RB | 5-9 | 185 | Bayport, NY/Bayport-Blue Point |
| 35 | Linus Edgehill | So. | WR | 5-8 | 175 | Brooklyn, NY/Midwood |
| 36 | Robert Parchment | R-Fr. | LB | 5-10 | 240 | Staten Island, NY/Tottenville |
| 37 | Anthony Campisi | Fr. | S | 5-11 | 170 | Farmingdale, NY/Kellenberg |
| 38 | Joseph DeFranco | Fr. | RB | 5-9 | 175 | Franklin Lakes, NJ/Indian Hills |
| 39 | Eric Romeo | Sr. | LB | 6-0 | 220 | Massapequa, NY/Massapequa/St. John's |
| 40 | Christopher Sturomski | Jr. | FB | 5-11 | 220 | Hopewell Junction, NY/John Jay |
| 41 | Mark Saraceni | Fr. | S | 6-0 | 190 | Hamden, CT/Hamden |
| 42 | Frank Rivera | Fr. | S | 6-0 | 200 | Toms River, NJ/Toms River/Bridgton Academy |
| 43 | Chris Tomasky | Jr.-T | LB | 6-2 | 210 | Ronkonkoma, NY/Connetquot/Nassau CC |
| 44 | Eddie Cobbinah | Sr. | LB | 6-2 | 210 | Bronx, NY/Cardinal Hayes |
| 45 | Sean Forman | Fr. | K | 5-10 | 180 | Guilford, CT/Guilford |
| 46 | Dan Berlutti | Fr. | RB | 5-10 | 185 | Southington, CT/Southington |
| 47 | Steve Motycka | Fr. | DB | 6-0 | 185 | Sarasota, FL/Cardinal Mooney |
| 48 | Kyle Brown | So. | DL | 5-10 | 200 | Napanoch, NY/Rondout Valley |
| 49 | Bryan Karp | Sr. | NG | 6-3 | 255 | Bellmore, NY/Mephram |
| 50 | James Mason Rudolf | Fr. | LB | 6-1 | 220 | Freeport, NY/Freeport |
| 51 | Daniel Michitsch | So. | LB | 5-11 | 205 | Glendale, NY/St. Francis Prep |
| 52 | Clint Riggs | Sr. | LB | 6-0 | 210 | Commack, NY/Commack |
| 53 | Chimezie Okobi | Sr. | DE | 6-3 | 255 | Freeport, NY/Freeport |
| 54 | Thurman Ransom | Sr. | OL | 6-2 | 250 | Brooklyn, NY/Xavarian |
| 55 | Mike Mounter | Jr. | LB | 5-10 | 215 | Jackson, NJ/Freehold Township |
| 56 | Andre Jean-Pierre | Fr. | LB | 6-0 | 230 | Irvington, NJ/Irvington |
| 57 | Emeka Ibekekeh | Sr. | DE | 6-4 | 270 | Brooklyn, NY/Sheepshead Bay |
| 58 | Devar Dias | Fr. | LB | 5-10 | 195 | Irvington, NJ/Irvington |
| 59 | Byron Beal | Fr. | OL | 6-5 | 210 | Patchogue, NY/Patchogue-Medford |
| 60 | Colin Jones | Fr. | OL | 6-2 | 225 | Farmingdale, NY/Chaminade |
| 61 | Matthew King | Fr. | DL | 6-0 | 250 | Morristown, NJ/Morristown |
| 62 | Matt Smith | Jr. | C | 6-1 | 250 | Davie, FL/Chaminade Madonna |
| 65 | Steve Council | Fr. | OL | 6-1 | 305 | Plainfield, NJ/Plainfield |
| 67 | Ali Khawaja | Fr. | DL | 6-1 | 270 | East Meadow, NY/East Meadow |
| 68 | Bryan Brown | So. | OL | 6-3 | 270 | Uniondale, NY/Uniondale/Hampton |
| 69 | Erik Hoover | Jr.-T | OL | 6-3 | 240 | West Babylon, NY/W. Babylon/Farmingdale |
| 70 | Tom Smith | Jr. | OL | 6-3 | 280 | Blue Point, NY/Bayport-Blue Point |
| 71 | Rich Pimentel | Sr. | OL | 5-10 | 240 | Shirley, NY/William Floyd/St. John's |
| 72 | David Charles | Sr. | OL | 6-3 | 295 | Brooklyn, NY/Midwood |
| 73 | Andrew Saraga | So. | OL | 6-1 | 285 | Huntington Station, NY/Walt Whitman |
| 75 | Leo Sullivan | Jr. | OT | 6-3 | 300 | Bellmore, NY/JFK |
| 76 | Eugene Pietzak | Jr. | OL | 6-2 | 265 | Hicksville, NY/Hicksville |

Stony Brook

2004 Roster



| NO. | NAME | YR | POS | HT | WT | HOMETOWN/HIGHSCHOOL |
|-----|-----------------------|-------|-----|------|-----|--|
| 77 | Matt Smeader | R-Fr. | OL | 6-4 | 260 | Hillsborough, NJ/Immaculata |
| 78 | Daniel Monaco | R-Fr. | OL | 6-2 | 280 | Brooklyn, NY/Lafayette |
| 79 | Juan Carlos Hernandez | Fr. | OL | 6-3 | 250 | New York, NY/Cardinal Hayes |
| 80 | Joe Tarasiewicz | Jr.-T | WR | 5-9 | 185 | Scarsdale, NY/Edgemont/New Haven |
| 81 | Rich Pennecke | Fr. | WR | 6-2 | 175 | Valley Stream, NY/Holy Trinity |
| 82 | Josh Anderson | Jr. | WR | 6-2 | 180 | East Syracuse, NY/E. Syracuse Minoa |
| 83 | Chris Green | Fr. | WR | 6-0 | 180 | Lindenhurst, NY/Lindenhurst |
| 84 | Sean McGinty | So. | K/P | 5-11 | 160 | Huntington, NY/Harborfields |
| 85 | Lynell Suggs | Fr. | WR | 6-1 | 175 | Bronx, NY/Lehman |
| 86 | Clarence Fields | Fr. | TE | 6-2 | 215 | New York, NY/Cardinal Hayes |
| 87 | Dave Ballard | Jr.-T | WR | 5-11 | 185 | Freeport, NY/Freeport/Nassau CC |
| 88 | Philip Hershkowitz | Fr. | WR | 6-1 | 185 | Oceanport, NJ/Shore Regional |
| 89 | Mike Rubino | Fr. | TE | 6-3 | 200 | Woodbury, NY/Syosset |
| 90 | David Bamiro | Sr. | DE | 6-2 | 220 | Central Islip, NY/Central Islip |
| 91 | Israel Pinero | R-Fr. | DT | 6-0 | 250 | New York, NY/Xavarian |
| 92 | Ralph Horton | Sr. | DT | 6-3 | 280 | Central Islip, NY/Central Islip/Morrisville JC |
| 93 | Kevin Halonski | Jr.-T | DE | 6-4 | 250 | Budd Lake, NJ/Mt. Olive/New Haven |
| 94 | James Harris | Fr. | DL | 6-3 | 240 | Piscataway, NJ/Piscataway |
| 95 | Tahir Messam | So. | LB | 6-1 | 260 | Brooklyn, NY/Brooklyn Tech |
| 97 | Shawn Broome | Fr. | DE | 6-2 | 210 | Elmont, NY/Sewanhaka |
| 98 | Justin Lerner | Fr. | DL | 6-2 | 250 | Plainview, NY/Plainview |
| 99 | Daniel Rodriguez | So. | DT | 6-0 | 230 | Montebello, NY/St. Joseph's |



David Bamiro (90)
Senior Defensive End

Stony Brook

Record Book



| Rushing Attempts | Record | Opponent | Date |
|-------------------------|---------------|-----------------|-------------|
| Game: Oliver Bridges | 34 | Kings Point | 11/16/91 |
| Season: Oliver Bridges | 241 | | 1989 |
| Career: Oliver Bridges | 462 | | 1989-91 |
| Team Game: | 59 | Gettysburg | 10/9/93 |
| Team Season: | NA | | |

| Rushing Yards | Record | Opponent | Date |
|------------------------|---------------|-----------------|-------------|
| Game: Oliver Bridges | 334 | Pace | 11/16/91 |
| Season: Oliver Bridges | 1,235 | | 1989 |
| Career: Ralph Menendez | 2,623 | | 1996-00 |
| Team Game: | 410 | UMass-Lowell | 11/12/94 |
| Team Season: | NA | | |

| Rushing TDs | Record | Opponent | Date |
|-------------------------|---------------|-----------------|-------------|
| Game: Oliver Bridges | 4 | St. John's | 9/28/91 |
| Longest: Oliver Bridges | 4 | Bentley | 10/13/89 |
| Season: Bobby Kane | 95 yards | Pace | 11/16/91 |
| Longest: Bobby Kane | 14 | | 1996 |
| Season: Bobby Kane | 14 | | 1989 |
| Career: Bobby Kane | 23 | | 1994-96 |
| Team Game: | NA | | |
| Team Season: | NA | | |

| Receptions | Record | Opponent | Date |
|---------------------|---------------|-----------------|---------------|
| Game: Glenn Saenz | 12 | Sacred Heart | 9/30/95 |
| Season: Glenn Saenz | 69 | | 1995 |
| Career: Glenn Saenz | 188 | | 1992, 1994-96 |
| Team Game: | 30 | Gettysburg | 10/8/94 |
| Team Season: | 30 | Kings Point | 10/23/93 |
| | 202 | | 1994 |

| Receiving Yards | Record | Opponent | Date |
|------------------------|---------------|-----------------|---------------|
| Game: Londre Blocker | 216 | Wagner | 10/6/01 |
| Season: Glenn Saenz | 947 | | 1995 |
| Career: Glenn Saenz | 2,404 | | 1992, 1994-96 |
| Team Game: | 424 | Gettysburg | 10/8/94 |
| Team Season: | 2,415 | | 1994 |

| Receiving TDs | Record | Opponent | Date |
|------------------------|---------------|-----------------|---------------|
| Game: Londre Blocker | 3 | Wagner | 10/6/01 |
| Longest: Glenn Saenz | 3 | Sacred Heart | 9/30/95 |
| Season: Glenn Saenz | 3 | Pace | 9/10/94 |
| Longest: Eric Knechtel | 85 yards | Fitchburg State | 11/10/84 |
| Season: Glenn Saenz | 13 | | 1995 |
| Career: Glenn Saenz | 28 | | 1992, 1994-96 |
| Team Game: | 5 | Wagner | 10/6/01 |
| Team Season: | 22 | | 1994 |

| Passing Attempts | Record | Opponent | Date |
|-------------------------|---------------|-----------------|-------------|
| Game: Timm Schroeder | 47 | Wilkes | 11/19/94 |
| Season: Timm Schroeder | 47 | Kings Point | 10/23/93 |
| Career: Timm Schroeder | 347 | | 1994 |
| Team Game: | 1195 | | 1991-95 |
| Team Season: | 48 | UMass-Lowell | 11/13/93 |
| | 356 | | 1994 |

| Completions | Record | Opponent | Date |
|------------------------|---------------|-----------------|-------------|
| Game: Timm Schroeder | 30 | Gettysburg | 10/8/94 |
| Season: Timm Schroeder | 30 | Kings Point | 10/23/93 |
| Career: Timm Schroeder | 200 | | 1994 |
| Team Game: | 642 | | 1991-95 |
| Team Season: | 30 | Gettysburg | 10/8/94 |
| | 30 | Kings Point | 10/23/93 |
| | 200 | | 1994 |

| Touchdown Passes | Record | Opponent | Date |
|-------------------------|---------------|-----------------|-------------|
| Game: Scott Bard | 5 | Wagner | 10/6/01 |
| Season: Timm Schroeder | 5 | Albany | 11/18/95 |
| Longest: Ray McKenna | 85 yards | Fitchburg State | 11/10/84 |
| Season: Timm Schroeder | 25 | | 1995 |
| Career: Timm Schroeder | 68 | | 1991-95 |
| Team Game: | 5 | Wagner | 10/6/01 |
| Team Season: | 22 | | 1994 |

| Passing Yardage | Record | Opponent | Date |
|------------------------|---------------|-----------------|-------------|
| Game: Scott Bard | 474 | Wagner | 10/6/01 |
| Season: Timm Schroeder | 2,407 | | 1994 |
| Career: Timm Schroeder | 7,937 | | 1991-95 |
| Team Game: | 474 | Wagner | 10/6/01 |
| Team Season: | 2,415 | | 1994 |

| Touchdowns | Record | Opponent | Date |
|------------------------|---------------|-----------------|---------------|
| Game: Oliver Bridges | 4 | St. John's | 9/28/91 |
| Season: Oliver Bridges | 4 | Bentley | 10/13/89 |
| Chuck Downey | 4 | Brooklyn | 10/17/87 |
| Season: Bobby Kane | 14 | | 1996 |
| Oliver Bridges | 14 | | 1989 |
| Career: Glenn Saenz | 29 | | 1992, 1994-96 |
| Team Game: | NA | | |
| Team Season: | 43 | | 1994 |

| Points | Record | Opponent | Date |
|------------------------|---------------|-----------------|---------------|
| Game: Oliver Bridges | 24 | St. John's | 9/28/91 |
| Season: Oliver Bridges | 24 | Bentley | 10/13/89 |
| Chuck Downey | 24 | Brooklyn | 10/17/87 |
| Season: Bobby Kane | 84 | | 1996 |
| Oliver Bridges | 84 | | 1989 |
| Career: Glenn Saenz | 178 | | 1992, 1994-96 |
| Team Game: | 70 | Brooklyn | 10/14/88 |
| Team Season: | 307 | | 1994 |

| All-Purpose Yards | Record | Opponent | Date |
|--------------------------|---------------|-----------------|-------------|
| Game: NA | NA | | |
| Season: NA | NA | | |
| Career: NA | NA | | |

| Total Yards | Record | Opponent | Date |
|--------------------|---------------|-----------------|-------------|
| Game: NA | 613 | Wagner | 10/6/01 |
| Season: NA | 4,250 | | 1994 |

| Extra Points | Record | Opponent | Date |
|---------------------|----------------|-----------------|-------------|
| Game: NA | 6 (five times) | | |
| Season: Neil Monte | 24 | | 1994 |
| Career: Bob Burden | 65 | | 1986-89 |
| Team Game: | NA | | |
| Team Season: | NA | | |

| Field Goals | Record | Opponent | Date |
|---------------------|---------------|-----------------|-------------|
| Game: Bob Burden | 3 | Kean | 10/11/86 |
| Longest: Bob Burden | 47 yards | St. John's | 9/24/88 |
| Season: Bob Burden | 11 | | 1986 |
| Career: Bob Burden | 28 | | 1986-89 |
| Team Game: | NA | | |
| Team Season: | NA | | |

| Kickoff Return Yards | Record | Opponent | Date |
|-----------------------------|---------------|-----------------|-------------|
| Longest: Chuck Downey | 98 yards | Trenton State | 10/5/84 |

| Punt Return Yards | Record | Opponent | Date |
|--------------------------|---------------|-----------------|-------------|
| Longest: Chuck Downey | 88 yards | Pace | 9/27/86 |

| Punts | Record | Opponent | Date |
|----------------------|---------------|-----------------|-------------|
| Longest: David Lewis | 69 yards | Hofstra | 9/18/87 |
| David Lewis | 69 yards | St. John's | 9/24/88 |

| Interceptions | Record | Opponent | Date |
|-------------------------|---------------|-----------------|-------------|
| Game: Scott Schuster | 3 | St. John's | 9/28/91 |
| Scott Schuster | 3 | Stonehill | 10/20/90 |
| Chuck Downey | 3 | Cortland | 104/86 |
| Longest: Scott Schuster | 100 yards | Pace | 9/12/92 |
| Bill Zaggar | 100 yards | Kings Point | 10/27/90 |
| Season: Paul Emmanuel | 8 | | 1984 |
| Career: Paul Klyap | 22 | | 1985-88 |
| Team Game: | 6 | Fitchburg State | 10/20/86 |
| Team Season: | NA | | |

| Tackles | Record | Opponent | Date |
|--------------------|---------------|-----------------|-------------|
| Game: Paul Klyap | 27 | Fordham | 10/24/87 |
| Season: Aden Smith | 112 | | 2001 |
| Career: Aden Smith | 323 | | 1999-02 |
| Team Game: | NA | | |
| Team Season: | NA | | |

| Sacks | Record | Opponent | Date |
|----------------------|---------------|-----------------|-------------|
| Game: NA | NA | | |
| Season: Joe Lawrence | 11 | | 1994 |
| Career: Paul Scott | 17 | | 1984-86 |
| Team Game: | NA | | |
| Team Season: | NA | | |



Wagner College

Seahawks

The key to the Seahawks success will be the emergence of young talent and experience on offensive line

The 2004 Wagner College football team, under the direction of Head Coach Walt Hameline, now in his 24th season, has the tough task of replacing their starting quarterback of the past two seasons (David Bateman), a two-year starting tailback (Chris Davis), a record-setting receiver (Sean Simmons), an offensive center (Brian Dilworth) and six of their top eight tacklers (Tim Heaney, Franklin Bright, Truesun Thomas, Luke Schmidt, Kevin Hazzard, Keon Hines) of a year ago.

Fortunately for the Seahawks coaching staff, the 2004 recruiting class is one of the strongest in recent memory with a stable of talented newcomers set to contribute right away.

The Seahawk offensive line unit consists of three returning seniors, Danny Emanuele, Stephen Herring, John Parreco and three returning sophomores, Anthony Perilli, Matt Lamela, Sean Drier. The sextet made 43 appearances last season and should see most of the playing time up front again in 2004.

Junior quarterback John Schiarra, a transfer from UCLA, has the tools to become a big-time NEC player, as he was mentioned as a Player to Watch on the *I-AA.org* website. Junior Nick Anzalone and sophomore Alex

Conlan, a transfer from Siena, will also see snaps in camp as they look to make a lasting impression on the coaching staff.

The receiving core will again be a major strength for the green and white. Juniors Shaun Grover and Mark Jepson as well as sophomore 9.8 yards/catch, while Turner had a stellar rookie campaign

leading the team with 12.4 yards/catch to go along with five TD passes. Jepson, who was Wagner's primary kick returner, can be used as a third down receiver or as a deep threat adding options to the Seahawks offensive attack.

The rushing game will have a bit of a new look after the graduation of tailback Chris Davis and fullback John Barrett who combined for ten touchdowns. The Seahawks have a committed crew of backs that will all have a chance for playing time this fall. Senior Tyshon Henderson was limited to seven games due to injuries, but gained over 220 yards on just 53 carries last season. Seniors Julius Davis (5.2 ypc), Patrick Payne (4.8 ypc) and sophomore Warren Barnett (4.1 ypc) will add

depth to the backfield while newcomers Alija Betts (5-11, 195 Carol City, FL / Cooper City) and Billy Clancy (5-6, 175, Parkland, FL / Stoneman Douglas) could see a significant number of carries out of the tailback spot.

The Seahawk defensive unit took a hit due to graduation, but all is not lost from a team that lead the NEC by allowing just 157.1 passing yards per game and only eight passing TD's last fall, as there are several key experienced returnees who are certainly capable of leading the charge.

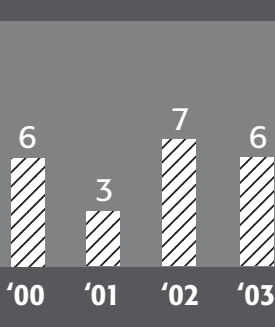
Heading up the defense are inside linebackers senior Brian Giroux and junior Craig Romano. Combined last season, the duo ranked second and third on the team in tackles with more than 170 a year ago.

Outside linebackers Dan Leary (61 T, 6 TFL) and Ryan Layton (28 T, 5 TFL) also return after combining for more than 80 tackles a year ago. Leary suffered a broken leg during the off-season but should be ready to return to the lineup mid-season. In addition, the Seahawk faithful can expect sophomore newcomers Patrick Barnette (Eatontown, NJ) and Jovan Bonelli (6-0, 220, El Mirage, AZ / Cactus) to both push for playing time.


Up front, junior Aaron Robinson, who played in every game last season, returns and should anchor the defensive line along with graduate Josh Russell. Russell, who represented Wagner at the NCAA Track & Field Championships in the shot put the past two years, returns to the gridiron to assist in clogging the middle and applying pressure to the opponent's backfields. Sophomore James Andrea saw limited time last season due to injuries, but expects to contribute more this season. Classmate Charles Bryant showed aggressiveness in limited action at defensive end last fall and will be called on to increase his production for Defensive Coordinator Mark Collins.

In the defensive backfield, junior Terek Henderson is poised to lead a relatively new unit. Henderson led the team and ranked second in the NEC with six interceptions while compiling more than 30 tackles in 2003. Senior John Stewart, who missed two games with an injury, will get a crack at a starting job after making more than 20 tackles a year ago. Junior Virgil Avery also returns after notching more than 20 tackles to go along with two pass deflections and a forced fumble in a reserve role, while sophomore Bruce Burley seeks more playing time, as both are capable of making big plays.

Four-Year Wins Trend



Dan Emanuele Senior Offensive Lineman



2004 schedule

| Date | Opponent | Time |
|-------|----------------------------|---------|
| 9/4 | at La Salle | 1:00 pm |
| 9/11 | at Marist | 7:00 pm |
| 9/18 | Stony Brook | 1:00 pm |
| 9/25 | at Central CT St. | 6:00 pm |
| 10/2 | at Sacred Heart | 1:00 pm |
| 10/9 | Monmouth | 1:00 pm |
| 10/16 | Iona | 1:00 pm |
| 10/23 | Robert Morris | 1:00 pm |
| 10/30 | at Albany | 1:00 pm |
| 11/6 | at St. Francis (PA) | 1:00 pm |
| 11/13 | at San Diego | 1:00 pm |

NEC Games in **Bold**

2003 results

| Date | Opponent | Score |
|-------|-------------------------|---------|
| 9/6 | La Salle | W 10-6 |
| 9/13 | at Iona | W 34-17 |
| 9/20 | at Stony Brook | L 21-28 |
| 9/27 | Marist | L 13-24 |
| 10/4 | Central CT St. | W 39-16 |
| 10/11 | at Monmouth | L 0-24 |
| 10/18 | at Siena | W 34-6 |
| 10/25 | at Robert Morris | L 28-31 |
| 11/1 | Albany | L 7-28 |
| 11/8 | St. Francis (PA) | W 21-7 |
| 11/15 | Sacred Heart | W 24-16 |

NEC Games in **Bold**

all-time records

| Year | Record | Wagnervs.theNEC | | |
|---------|---------|----------------------------|--------|--|
| 1927 | 1-3 | Opponent | Record | |
| 1928 | 1-3-1 | | | |
| 1929 | 1-7 | Albany | 1-6 | |
| 1930 | 4-5 | | | |
| 1931 | 3-4 | CCSU | 11-5 | |
| 1932 | 2-2-2 | | | |
| 1933 | 0-2 | Monmouth | 5-6 | |
| 1934 | 1-4 | | | |
| 1935 | 0-5-2 | Robert Morris | 3-7 | |
| 1936 | 0-3-1 | | | |
| 1937 | 0-5 | Sacred Heart | 3-3 | |
| 1938 | 4-2 | | | |
| 1939 | 4-1-1 | St. Francis (PA) | 12-1 | |
| 1940 | 4-2 | | | |
| 1941 | 5-1 | Stony Brook | 8-2 | |
| 1942-45 | No team | | | |
| 1946 | 1-6 | Year | Record | |
| 1947 | 4-5 | | | |
| 1948 | 3-3-2 | 1982 | 8-1-1 | |
| 1949 | 7-1-1 | | | |
| 1950 | 3-6 | 1983 | 8-2-1 | |
| 1951 | 2-6 | | | |
| 1952 | 3-5 | 1984 | 6-4 | |
| 1953 | 2-4 | | | |
| 1954 | 2-7 | 1985 | 9-2 | |
| 1955 | 0-7 | | | |
| 1956 | 0-7-1 | 1986 | 9-2 | |
| 1957 | 2-6 | | | |
| 1958 | 3-5 | 1987 | 13-1 | |
| 1959 | 6-2 | | | |
| 1960 | 9-0 | 1988 | 8-2 | |
| 1961 | 6-3 | | | |
| 1962 | 4-4-1 | 1989 | 6-3 | |
| 1963 | 6-3 | | | |
| 1964 | 10-0 | 1990 | 5-5 | |
| 1965 | 3-6 | | | |
| 1966 | 2-6-1 | 1991 | 5-5 | |
| 1967 | 9-0 | | | |
| 1968 | 3-6 | 1992 | 9-2 | |
| 1969 | 4-5 | | | |
| 1970 | 5-3-1 | 1993 | 9-2 | |
| 1971 | 5-4 | | | |
| 1972 | 7-3 | 1994 | 6-5 | |
| 1973 | 4-5 | | | |
| 1974 | 5-3-1 | 1995 | 8-2 | |
| 1975 | 6-2-1 | | | |
| 1976 | 2-7-1 | Year | Record | |
| 1977 | 2-7 | | | |
| 1978 | 2-8 | 1996 | 5-5 | |
| 1979 | 5-5 | | | |
| 1980 | 8-2 | 1997 | 6-4 | |
| 1981 | 9-1 | | | |
| | | 1998 | 7-3 | |
| | | | | |
| | | 1999 | 5-5 | |
| | | | | |
| | | 2000 | 6-5 | |
| | | | | |
| | | 2001 | 3-6 | |
| | | | | |
| | | 2002 | 7-4 | |
| | | | | |
| | | 2003 | 6-5 | |
| | | | | |
| | | Overall Record: 338-277-19 | | |
| | | NEC Record: 28-22 | | |

The Quickies the little things you might want to know

General Information

| | |
|-------------------------|------------------------------|
| Location: | Staten Island, NY |
| Founded: | 1883 |
| Enrollment: | 2,100 |
| Nickname: | Seahawks |
| Colors: | Green and White |
| President: | Dr. Richard Guarasci |
| Faculty Representative: | Dr. John Esser |
| Athletic Director: | Walt Hameline |
| SWA: | Peg Hefferan |
| Home Field/Capacity: | Wagner College Stadium/3,300 |
| Athletic Phone: | (718) 390-3433 |

Football Information

| | |
|-------------------------------|------------------|
| Head Coach: | Walt Hameline |
| Overall Record/Years: | 163-76-2/23 |
| Record at WC/Years: | 163-76-2/23 |
| Inaugural Football Season: | 1927 |
| 2003 Record: | 6-5 |
| NEC Record/Place: | 3-4/Tied for 5th |
| Offensive System: | Multiple Pro |
| Defensive System: | 4-4 |
| Off. Starters Returning/Lost: | 6/5 |
| Def. Starters Returning/Lost: | 6/5 |
| Football Office Phone: | (718) 390-3489 |

Sports Information

| | |
|------------------------------|----------------------|
| Sports Information Director: | Ben Shove |
| SID Phone: | (718) 390-3227 |
| SID Fax Line: | (718) 390-3347 |
| SID Home Phone: | (718) 273-3054 |
| SID e-mail Address: | bshove@wagner.edu |
| Press Box Phone: | (718) 420-4056 |
| Hotline: | (718) 420-HAWK |
| Website Address: | wagner.edu/athletics |

Coaching Staff

| | |
|-----------------------------|----------------|
| Def. Coordinator/Inside LBs | Mark Collins |
| Off. Lineman/Recruiting | Jim Gibbons |
| Off. Coordinator/QBs | Jeremy Cameron |
| Def. Backs/Special Teams | Adam Fuller |
| Outside Linebacker | Dennis Bruck |
| Tight Ends | Pete Ottaviano |
| Defensive Ends | Chris Damian |
| Wide Receivers | Lou Simone |
| Defensive Tackles | Jonas Jackson |
| Running Backs | Frank Fusco |

In Depth

Offense

| | | |
|----|----|---------------------------------------|
| QB | 16 | John Sciarra (6-1, 195, Jr.) |
| | 15 | Nick Anzalone (6-0, 200, Jr.) |
| FB | 9 | Julius Davis (5-10, 200, Sr.) |
| | 33 | Patrick Payne (5-8, 190, Sr.) |
| TB | 38 | Warren Barnett (5-8, 185, So.) |
| | 7 | Tyshon Henderson (5-9, 170, Jr.) |
| LT | 76 | Anthony Perilli (6-4, 285, So.) |
| | 73 | Joseph Martucci (6-4, 265, So.) |
| LG | 68 | John Parreco (6-4, 260, So.) |
| | 66 | Robert Stephens (6-5, 250, So.) |
| C | 78 | Dan Emanuele (6-3, 290, Sr.) |
| | 79 | John Monahan (6-0, 270, So.) |
| RG | 63 | Matt Lamela (6-5, 300, So.) |
| | 75 | James Krainski (6-4, 260, Jr.) |
| RT | 58 | Sean Drier (6-1, 290, So.) |
| | 69 | Justin Deal (6-5, 255, Fr.) |
| TE | 58 | Scott Pease (6-0, 225, Jr.) |
| | 49 | Cole Williams-Ficarra (6-0, 220, Sr.) |
| WR | 22 | Mark Jepson (5-9, 175, Jr.) |
| | 2 | Shaun Grover (5-9, 165, Jr.) |
| WR | 13 | Chris Turner (6-3, 220, So.) |
| | 4 | Mike Malik (5-11, 180, Jr.) |

Defense

| | | |
|----|----|----------------------------------|
| DL | 32 | Charles Bryant (6-2, 240, So.) |
| | 34 | Charles Becco (6-0, 220, Jr.) |
| DL | 57 | James Andrea (6-3, 255, So.) |
| | 51 | Ryan Pagan (6-3, 250, Sr.) |
| DL | 44 | Josh Russell (6-1, 270, Sr.) |
| | 91 | Tim Klemm (6-2, 235, Jr.) |
| DL | 99 | Aaron Robinson (6-2, 250, Jr.) |
| | 57 | Jeremy Stone (6-1, 225, Jr.) |
| LB | 43 | Virgil Avery (5-10, 215, Jr.) |
| | 25 | Qareeb Muhammad (5-10, 215, Jr.) |
| LB | 42 | Craig Romano (6-1, 240, Jr.) |
| | 52 | Nathan Wdowiak (6-1, 220, So.) |
| LB | 45 | Brian Giroux (6-0, 230, Fr.) |
| | 65 | Andrew Beisler (6-0, 240, Fr.) |
| LB | 10 | Ryan Layton (5-11, 190, Jr.) |
| | 18 | Patrick Barnette (6-3, 205, Fr.) |
| CB | 8 | Terek Henderson (5-10, 190, Sr.) |
| | 30 | Chris Ferrara (5-8, 170, Jr.) |
| S | 26 | Tony Smith (6-0, 180, Jr.) |
| | 31 | Keith Hinton (5-11, 190, So.) |
| CB | 20 | John Stewart (5-11, 180, Sr.) |
| | 14 | Bruce Burley (5-10, 170, So.) |

Special Teams

| | | |
|----|----|----------------------------------|
| PK | 17 | Piotr Czech (6-5, 210, Fr.) |
| | 46 | Aaron Hawk (6-3, 200, Fr.) |
| P | 24 | Chris Allen (5-11, 170, So.) |
| | 83 | Tonio Rizzi (6-3, 210, Jr.) |
| PR | 2 | Shaun Grover (5-9, 165, Jr.) |
| KR | 22 | Mark Jepson (5-9, 175, Jr.) |
| | 8 | Terek Henderson (5-10, 190, Sr.) |

Wagner

2003 Statistics



| RUSHING | G | Att | Gain | Loss | Net | Avg | TD | Long | Avg/G |
|-----------------|----|-----|------|------|------|-------|----|------|-------|
| Davis, Chris | 10 | 123 | 688 | 32 | 656 | 5.3 | 5 | 80 | 65.6 |
| Barrett, John | 11 | 107 | 456 | 3 | 453 | 4.2 | 5 | 18 | 41.2 |
| Henderson, Tysh | 7 | 53 | 221 | 23 | 198 | 3.7 | 1 | 34 | 28.3 |
| Payne, Patrick | 10 | 13 | 65 | 3 | 62 | 4.8 | 1 | 21 | 6.2 |
| Barnett, Warren | 9 | 14 | 64 | 6 | 58 | 4.1 | 1 | 28 | 6.4 |
| Davis, Julius | 3 | 8 | 42 | 0 | 42 | 5.2 | 0 | 19 | 14.0 |
| Jepson, Mark | 11 | 5 | 30 | 6 | 24 | 4.8 | 0 | 12 | 2.2 |
| Hadden, Gavin | 10 | 6 | 16 | 5 | 11 | 1.8 | 0 | 7 | 1.1 |
| DeGennaro, J | 1 | 1 | 1 | 0 | 1 | 1.0 | 0 | 1 | 1.0 |
| Simmons, Sean | 11 | 1 | 0 | 5 | -5 | -5.0 | 0 | 0 | -0.5 |
| Turner, Chris | 11 | 1 | -10 | 5 | -15 | -15.0 | 0 | 0 | -1.4 |
| Team | 7 | 4 | 0 | 22 | -22 | -5.5 | 0 | 0 | -3.1 |
| Bateman, David | 11 | 69 | 153 | 294 | -141 | -2.0 | 0 | 22 | -12.8 |
| Total..... | 11 | 405 | 1726 | 404 | 1322 | 3.3 | 13 | 80 | 120.2 |
| Opponents..... | 11 | 452 | 2225 | 412 | 1813 | 4.0 | 18 | 80 | 164.8 |

| PASSING | G | Pass Eff. | Att-Cmp-Int | Pct | Yds | TD | Lng | Avg/G |
|----------------|----|-----------|-------------|------|------|----|-----|-------|
| Bateman, David | 11 | 106.56 | 334-168-10 | 50.3 | 1925 | 14 | 46 | 175.0 |
| Total..... | 11 | 106.56 | 334-168-10 | 50.3 | 1925 | 14 | 46 | 175.0 |
| Opponents..... | 11 | 97.42 | 289-140-15 | 48.4 | 1728 | 8 | 66 | 157.1 |

| RECEIVING | G | No. | Yds | Avg | TD | Long | Avg/G |
|-----------------|----|-----|------|------|----|------|-------|
| Simmons, Sean | 11 | 74 | 894 | 12.1 | 7 | 43 | 81.3 |
| Turner, Chris | 11 | 32 | 398 | 12.4 | 5 | 30 | 36.2 |
| Grover, Shaun | 10 | 19 | 186 | 9.8 | 0 | 20 | 18.6 |
| Barrett, John | 11 | 12 | 106 | 8.8 | 0 | 23 | 9.6 |
| Soja, Greg | 10 | 10 | 145 | 14.5 | 0 | 30 | 14.5 |
| Davis, Chris | 10 | 7 | 83 | 11.9 | 1 | 46 | 8.3 |
| Jepson, Mark | 11 | 6 | 44 | 7.3 | 1 | 20 | 4.0 |
| Henderson, Tysh | 7 | 5 | 49 | 9.8 | 0 | 25 | 7.0 |
| Brezneak, D | 8 | 1 | 10 | 10.0 | 0 | 10 | 1.2 |
| Layton, Ryan | 10 | 1 | 9 | 9.0 | 0 | 9 | 0.9 |
| Barnett, Warren | 9 | 1 | 1 | 1.0 | 0 | 1 | 0.1 |
| Total..... | 11 | 168 | 1925 | 11.5 | 14 | 46 | 175.0 |
| Opponents..... | 11 | 140 | 1728 | 12.3 | 8 | 66 | 157.1 |

| TOTAL OFFENSE | G | Plays | Rush | Pass | Total | Avg/G |
|-----------------|----|-------|------|------|-------|-------|
| Bateman, David | 11 | 403 | -141 | 1925 | 1784 | 162.2 |
| Davis, Chris | 10 | 123 | 656 | 0 | 656 | 65.6 |
| Barrett, John | 11 | 107 | 453 | 0 | 453 | 41.2 |
| Henderson, Tysh | 7 | 53 | 198 | 0 | 198 | 28.3 |
| Payne, Patrick | 10 | 13 | 62 | 0 | 62 | 6.2 |
| Barnett, Warren | 9 | 14 | 58 | 0 | 58 | 6.4 |
| Davis, Julius | 3 | 8 | 42 | 0 | 42 | 14.0 |
| Jepson, Mark | 11 | 5 | 24 | 0 | 24 | 2.2 |
| Hadden, Gavin | 10 | 6 | 11 | 0 | 11 | 1.1 |
| DeGennaro, J | 1 | 1 | 1 | 0 | 1 | 1.0 |
| Simmons, Sean | 11 | 1 | -5 | 0 | -5 | -0.5 |
| Turner, Chris | 11 | 1 | -15 | 0 | -15 | -1.4 |
| Team | 7 | 4 | -22 | 0 | -22 | -3.1 |
| Total..... | 11 | 739 | 1322 | 1925 | 3247 | 295.2 |
| Opponents..... | 11 | 741 | 1813 | 1728 | 3541 | 321.9 |

| PUNT RETURNS | No. | Yds | Avg | TD | Long |
|-----------------|-----|-----|------|----|------|
| Williams, Jared | 23 | 155 | 6.7 | 0 | 29 |
| Grover, Shaun | 11 | 82 | 7.5 | 0 | 33 |
| Thomas, Truesun | 1 | 14 | 14.0 | 0 | 0 |
| Avery, Virgil | 1 | 5 | 5.0 | 0 | 5 |
| Simmons, Sean | 1 | 3 | 3.0 | 0 | 3 |
| Hines, Keon | 1 | 13 | 13.0 | 0 | 0 |
| Total..... | 38 | 272 | 7.2 | 0 | 33 |
| Opponents..... | 27 | 170 | 6.3 | 0 | 27 |

| KICK RETURNS | No. | Yds | Avg | TD | Long |
|-----------------|-----|-----|------|----|------|
| Jepson, Mark | 15 | 368 | 24.5 | 1 | 87 |
| Thomas, Truesun | 14 | 291 | 20.8 | 0 | 46 |
| Henderson, Tysh | 5 | 101 | 20.2 | 0 | 39 |
| Hadden, Gavin | 2 | 27 | 13.5 | 0 | 14 |
| Barnett, Warren | 1 | 14 | 14.0 | 0 | 14 |
| Soja, Greg | 1 | 12 | 12.0 | 0 | 12 |
| Total..... | 38 | 813 | 21.4 | 1 | 87 |
| Opponents..... | 41 | 677 | 16.5 | 0 | 55 |

| PUNTING | No. | Yds | Avg | Long | TB | FC | I20 | Blkd |
|----------------|-----|------|------|------|----|----|-----|------|
| Bateman, David | 71 | 2508 | 35.3 | 58 | 9 | 4 | 16 | 2 |
| Team | 2 | 0 | 0.0 | 0 | 0 | 0 | 0 | 0 |
| Total..... | 73 | 2508 | 34.4 | 58 | 9 | 4 | 16 | 2 |
| Opponents..... | 68 | 2331 | 34.3 | 62 | 4 | 0 | 12 | 2 |



| SCORING | TD | FGs | Kick | Rush | Rcv | Pass | DXP | Saf | Points |
|-----------------|----|------|-------|------|-----|------|-----|-----|--------|
| Simmons, Sean | 7 | 0-0 | 0-0 | 0-0 | 0 | 1-1 | 0 | 0 | 42 |
| Pate, Robbie | 0 | 6-10 | 23-28 | 0-0 | 0 | 0-0 | 0 | 0 | 41 |
| Davis, Chris | 6 | 0-0 | 0-0 | 0-0 | 0 | 0-0 | 0 | 0 | 36 |
| Turner, Chris | 5 | 0-0 | 0-0 | 0-0 | 1 | 0-0 | 0 | 0 | 32 |
| Barrett, John | 5 | 0-0 | 0-0 | 0-0 | 0 | 0-0 | 0 | 0 | 30 |
| Jepson, Mark | 2 | 0-0 | 0-0 | 0-0 | 0 | 0-0 | 0 | 0 | 12 |
| Hines, Keon | 2 | 0-0 | 0-0 | 0-0 | 0 | 0-0 | 0 | 0 | 12 |
| Henderson, Tere | 1 | 0-0 | 0-0 | 0-0 | 0 | 0-0 | 0 | 0 | 6 |
| Payne, Patrick | 1 | 0-0 | 0-0 | 0-0 | 0 | 0-0 | 0 | 0 | 6 |
| Barnett, Warren | 1 | 0-0 | 0-0 | 0-0 | 0 | 0-0 | 0 | 0 | 6 |
| Henderson, Tysh | 1 | 0-0 | 0-0 | 0-0 | 0 | 0-0 | 0 | 0 | 6 |
| Bright, F | 0 | 0-0 | 0-0 | 0-0 | 0 | 0-0 | 0 | 1 | 2 |
| Bateman, David | 0 | 0-0 | 0-0 | 0-0 | 0 | 0-2 | 0 | 0 | 0 |
| Total..... | 31 | 6-10 | 23-28 | 0-0 | 1 | 1-3 | 0 | 1 | 231 |
| Opponents..... | 26 | 8-11 | 19-23 | 0-1 | 2 | 2-2 | 0 | 0 | 203 |

| FIELD GOALS | FGM-FGA | Pct | 01-19 | 20-29 | 30-39 | 40-49 | 50+ | Lg | Blk |
|--------------|---------|------|-------|-------|-------|-------|-----|----|-----|
| Pate, Robbie | 6-10 | 60.0 | 0-0 | 4-7 | 2-3 | 0-0 | 0-0 | 37 | 1 |

| TEAM STATISTICS | WC | OPP | TEAM STATISTICS | WC | OPP | TEAM STATISTICS | WC | OPP |
|----------------------|------------|------------|----------------------|--------|--------|----------------------|---------|---------|
| TEAM STATISTICS | WAG | OPP | Average Per Catch | 11.5 | 12.3 | PUNTS-YARDS | 73-2508 | 68-2331 |
| SCORING | 231 | 203 | Average Per Game | 175.0 | 157.1 | Average Per Punt | 34.4 | 34.3 |
| Points Per Game | 21.0 | 18.5 | TDs Passing | 14 | 8 | Net punt average | 32.0 | 30.3 |
| FIRST DOWNS | 184 | 187 | TOTAL OFFENSE | 3247 | 3541 | TIME OF POSS/GAME | 29:34 | 30:26 |
| Rushing | 71 | 89 | Total Plays | 739 | 741 | 3RD-DOWN CONVERS | 53/162 | 50/163 |
| Passing | 93 | 70 | Average Per Play | 4.4 | 4.8 | 3rd-Down Pct | 33% | 31% |
| Penalty | 20 | 28 | Average Per Game | 295.2 | 321.9 | 4TH-DOWN CONVERS | 6/18 | 5/19 |
| RUSHING YARDAGE | 1322 | 1813 | KICK RET: #-YARDS | 38-813 | 41-677 | 4th-Down Pct | 33% | 26% |
| Yards gained rushing | 1726 | 2225 | PUNT RET: #-YARDS | 38-272 | 27-170 | SACKS BY-YARDS | 34-203 | 32-196 |
| Yards lost rushing | 404 | 412 | INT RETURNS: #-YARDS | 15-363 | 10-53 | MISC YARDS | 9 | 18 |
| Rushing Attempts | 405 | 452 | KICK RETURN AVERAGE | 21.4 | 16.5 | TOUCHDOWNS SCORED | 31 | 26 |
| Average Per Rush | 3.3 | 4.0 | PUNT RETURN AVERAGE | 7.2 | 6.3 | FIELD GOALS-ATTEMPTS | 6-10 | 8-11 |
| Average Per Game | 120.2 | 164.8 | INT RETURN AVERAGE | 24.2 | 5.3 | PAT-ATTEMPTS | 23-28 | 19-23 |
| TDs Rushing | 13 | 18 | FUMBLES-LOST | 24-12 | 24-15 | ATTENDANCE | 10881 | 10854 |
| PASSING YARDAGE | 1925 | 1728 | PENALTIES-YARDS | 94-964 | 88-850 | Games/Avg Per Game | 6/1814 | 5/2171 |
| Att-Comp-Int | 334-168-10 | 289-140-15 | Average Per Game | 87.6 | 77.3 | | | |
| Average Per Pass | 5.8 | 6.0 | | | | | | |

All The Facts



In his 24th year as Wagner College's Director of Athletics and Head Football Coach, Walt Hameline continues to carve out an amazing record of achievement.

Over the past several years Hameline has led an ambitious expansion of Wagner's athletic department. Since 1992, he has added six women's sports to the athletic program. In the spring of 2002, Wagner introduced women's water polo to its slate bringing Wagner's total number of Division I teams to 22 and creating new opportunities for female athletes.

Hameline has also focused on additional staff support for the growing programs, adding an administrative assistant, Wagner's first full-time women's track & field assistant coach, instituted a full-time assistant sports information director, and most recently promoted Wagner's first full-time coordinator of marketing and promotions to support the demand for fiscal stability.

ordinator of marketing and promotions to support the demand for fiscal stability.

An administrator with vast ideas, Hameline was influential in establishing the Seahawk Golf Classic, in its 15th year, and the Seahawk Club both aimed at increasing funds for the scholarship endowment and complete financial support for the athletics department.

In 1995, Hameline oversaw the opening of new athletic fields at the base of Grymes Hill to house the additional teams, and the multi-sport facility is presently home to the Seahawk softball, men's lacrosse and soccer teams.

Under Hameline's guidance, Wagner opened its new football stadium and outdoor track & field facility for the 1997 season and was instrumental in erecting the Spiro Sports Center in the spring of 1999 - a 93,000 square-foot building which houses a 2,100-seat, multi-purpose arena, a six-lane regulation sized swimming pool, team locker rooms and all athletic department offices.

An institution of high academic standards, Wagner was recently cited the March 18, 2002 edition of US News & World Report for having the 15th best graduation rate amongst more than 300 Division I college and/or universities.

Hameline's coaching record is equally impressive. The ledger includes five ECAC Championships, three NCAA Tournament appearances and the 1987 NCAA Division III National Championship - all told, 10 postseason appearances in 23 seasons.

In 2001, Hameline won his 150th career game - all at Wagner. He became the winningest coach in Wagner College history in 1990, and boasts a .687 winning percentage at 163-76-2, which ranks in the top 10 amongst active I-AA coaches in the United States.

The highlight, of course, is the 19-3 win over heavily-favored Dayton in Stagg Bowl for the 1987 NCAA Division III National Championship. Against one of the toughest schedules in the nation, Hameline's Seahawks rolled to a 13-1 record, winning more games than any college football team in America. The team earned the school's second Lambert Trophy, symbolic of football superiority in the East among Division III schools, and ECAC Team of the Year recognition. Hameline was honored by many organizations including the Chevrolet National Coach of the Year.

Hameline is a member of the Metropolitan Intercollegiate Basketball Committee (MIBA), the governing body of the National Invitation Tournament. He is an active member of the American Football Coaches Association as well as the Division I-AA Eastern Regional Football Advisory Committee.

The 53 year-old administrator, has been a key developer of the Northeast Conference, serving on numerous committees and served as president of the league.

Four years ago, Hameline was honored for his playing, coaching and administrative achievements when he was inducted into the Utica Sports Hall of Fame. In addition, Hameline was given the All-America Football Foundation Johnny Vaught Lifetime Achievement Award in 1998. An outstanding defensive back at Brockport State, Hameline received his Bachelor of Science degree in physical education in 1975, and went on to earn his Master's Degree in education from the University of Albany in 1977. Hameline resides in Colts Neck, NJ, with his wife, Debbie, and their daughters Kristen and Kelly.

Head Coach

Overall Record: 163-76-2/23 years
WC Record: 163-76-2/23 years



Alma Mater:
Brockport '75

Walt Hameline

HEAD COACHING EXPERIENCE:

- 1981- Wagner College, Staten Island, NY
 - Has posted a 163-76-2 (.683) record in 23 years.
 - 2003 team finished season ranked 10th in Sports Network I-AA Mid-Major poll.
 - Led Wagner to the 1987 Division III national title.
 - Ranks tenth among I-AA active coaches with his .683 career winning percentage.
 - Winningest collegiate coach in New York Metropolitan history.
 - Has had just one losing season in 23 years at Wagner.

ASSISTANT COACHING EXPERIENCE:

- 1978-80 Wagner College, Staten Island, NY
 - Offensive line and kickers.
- 1977 Brown University, Providence, RI
 - Tight ends.
- 1976-77 University at Albany, Albany, NY
 - Tight ends.
- 1975 Plattsburgh State University, Plattsburgh, NY
 - Defensive secondary.

PLAYING EXPERIENCE:

- 1972-75 Brockport State University, Brockport, NY
 - Three-year defensive back.

EDUCATION:

- Brockport State University, Brockport, NY
 - Bachelor of Science, 1975, Physical Education
- University at Albany, Albany, NY
 - Master's of Science, 1977, Education

PERSONAL:

- Wife - Debbie; two daughters - Kristen and Kelly.
- Also serves as Wagner's Director of Athletics.
- A member of the Metropolitan Intercollegiate Basketball Committee which governs the NIT.
- Born on August 16, 1951.

Wagner College Stadium Staten Island, NY



| NO. | NAME | POS | HT | WT | YR | HOMETOWN/HIGHSCHOOL |
|-----|-----------------------|-------|------|-----|-----|---|
| 1 | Patrick Payne | RB | 5-8 | 190 | Sr. | Cortlandt Manor, NY/ Walter Panas |
| 2 | Shaun Grover | WR | 5-9 | 165 | Jr. | Cheshire, CT/Cheshire |
| 3 | Rafael Diaz | RB | 5-10 | 200 | Jr. | S. Plainfield, NJ/S. Plainfield |
| 4 | Mike Malik | WR | 5-11 | 160 | Jr. | Warren, RI/La Salle Academy |
| 5 | Aliga Betts | RB | 5-11 | 500 | Fr. | Carol City, FL/Cooper City |
| 6 | Julius Davis | RB | 5-10 | 200 | Sr. | Mt. Holly, NJ/Holy Cross |
| 7 | Alfred Phillips | DB | 5-11 | 175 | Fr. | Hialeah, FL/American |
| 8 | Terek Henderson | DB | 5-9 | 175 | Jr. | Neptune, NJ/Bufalo Univ. |
| 9 | Thomas Larsen | LB | 6-0 | 190 | So. | Staten Island, NY/Fort Hamilton |
| 10 | Ryan Layton | LB | 5-11 | 205 | Jr. | Wilmington, MA/Malden Catholic |
| 11 | Ein Williams | LB | 6-0 | 200 | So. | Neptune, NJ/Neptune |
| 12 | Froilan Casimir | WR | 6-1 | 195 | Jr. | Brooklyn, NY/Midwood |
| 13 | Chris Turner | WR | 6-3 | 210 | So. | Syracuse, NY/Henninger |
| 14 | Joe Kinard Jr. | WE | 6-3 | 195 | Fr. | Kingston, NY/Kingston |
| 15 | Nick Anzalone | QB | 5-11 | 180 | Jr. | Jackson, NJ/Jackson Memorial |
| 16 | John Sciarra | QB | 6-1 | 195 | Jr. | La Canada, CA/UCLA |
| 17 | Piotr Czech | K/P | 6-5 | 210 | Fr. | Keyport, NJ/Keyport |
| 18 | Patrick Barnette | LB | 6-3 | 205 | Fr. | Eatontown, NJ/Hargave Military Academy |
| 19 | Jameson Romano | OL | 5-11 | 192 | Fr. | Syracuse, NY/Solway |
| 20 | John Stewart | DB | 5-11 | 180 | Sr. | Camden, NJ/Haddenfield |
| 22 | Mark Jepson | WR | 5-9 | 175 | Jr. | Groton, NH/Bridgton Academy |
| 23 | Bill Clancy | RB | 5-6 | 175 | Fr. | Parkland, FL/Stoneman Douglas |
| 24 | Chris Allen | DB | 5-11 | 170 | So. | Ravenna, OH/Ravenna |
| 25 | Qareeb Muhammad | LB | 5-10 | 215 | Jr. | Maplewood, NJ/Columbia |
| 26 | Tony Smith | DB | 6-0 | 180 | Jr. | Edison, NJ/J.P. Stevens |
| 27 | Jason Butler | DB | 6-0 | 180 | Fr. | Syracuse, NY/Henninger |
| 28 | Jay DeGennaro | WR | 5-9 | 175 | Jr. | Toms River, NJ/Toms River East |
| 29 | Evan Webber-Junot | DE | 6-2 | 200 | Jr. | Rochester, NY/Canandaigua Academy |
| 30 | Chris Ferrara | DB | 5-8 | 170 | Jr. | Brooklyn, NY/New Utrecht |
| 31 | Keith Hinton | DB | 5-11 | 190 | So. | Miami, FL/Western Michigan |
| 32 | Charles Bryant | DE | 6-1 | 240 | So. | New Haven, CT/Hamden |
| 33 | Bill Byrd | LB | 5-11 | 190 | So. | Milton, MA/Xaverian |
| 34 | Jovan Bonelli | LB | 6-0 | 220 | Jr. | El Mirage, AZ/Cactus |
| 35 | Ryan Pepe | RB | 5-10 | 180 | So. | Livingston, NJ/Pope John |
| 36 | Alvin Grant | LB | 6-2 | 190 | Fr. | Albany, NY/Albany |
| 37 | Marquis Short | DB | 5-10 | 170 | So. | Dorchester, MA/Lincoln-Sudbury |
| 38 | Warren Barnett | RB | 5-8 | 185 | So. | Springfield, MA/Springfield Central |
| 39 | Mike Gode | DB | 6-0 | 190 | So. | Brooklyn, NY/Xaverian |
| 40 | Casey Smith | RB | 5-11 | 210 | Fr. | Palatka, FL/Palatka |
| 41 | Kyle McGowan | FB | 5-9 | 225 | Sr. | Marietta, GA/Pope |
| 42 | Craig Romano | LB | 6-1 | 240 | Jr. | Syracuse, NY/Bridgton Academy |
| 43 | Virgil Avery | DB | 5-10 | 215 | Jr. | New York, NY/Brooklyn Tech |
| 44 | Josh Russell | DL | 6-1 | 270 | Gr. | Neptune, NJ/Neptune |
| 45 | Brian Giroux | LB | 6-0 | 230 | Sr. | Ventura, CA/Ventura JC |
| 46 | Aaron Hawk | K/P | 6-3 | 200 | Fr. | Wilmington, OH/Wilmington |
| 47 | Chris Lokerson | LB | 5-11 | 165 | So. | Point Pleasant, NJ/Point Pleasant Boro |
| 48 | Matt Ruggiero | LB | 6-0 | 200 | Fr. | North Caldwell, NJ/West Essex |
| 49 | Cole Williams-Ficarra | TE | 6-0 | 220 | Sr. | Freehold, NJ/Freehold Twp. |
| 50 | Pat Greaney | DT | 5-10 | 240 | Sr. | Kensington, MD/Good Counsel |
| 51 | Ryan Pagan | DT | 6-3 | 250 | Sr. | Oradell, NJ/Paramus Catholic |
| 52 | Nathan Wdowiak | LB | 6-1 | 220 | So. | Monkton, MD/Hereford |
| 53 | Azim Ross | DE | 6-1 | 200 | So. | Washington, DC/Gonzaga |
| 54 | Evan Sliwoski | DT | 6-0 | 250 | Jr. | Manalapan, NJ/Manalapan |
| 55 | Jason Buttimer | LB | 6-0 | 225 | So. | Foxboro, MA/Foxborough |
| 56 | Chris Russo | OL | 5-11 | 245 | Jr. | Floral Park, NY/Floral Park/Lackawanna JC |
| 57 | Jeremy Stone | DE | 6-1 | 225 | Jr. | Lakeland, FL/Bartow/City Coll. of San Francisco |
| 58 | Sean Drier | OL | 6-1 | 290 | So. | Staten Island, NY/Lawrenceville |
| 59 | Tim Mavroules | OL | 6-2 | 245 | Fr. | Peabody, MA/Peabody |
| 60 | Nick Toscano | DL | 6-0 | 250 | Fr. | Floral Park, NY/Floral Park Memorial |
| 61 | Jon Chase | DT | 6-1 | 225 | So. | Brooklyn, NY/Midwood |
| 62 | Chris Sampson | OL | 6-4 | 260 | Fr. | Linden, NJ/Linden |
| 63 | Anthony Interiano | LB | 5-11 | 230 | Fr. | Sound Beach, NY/Miller Place |
| 64 | Charles Becco | DE | 6-0 | 220 | Jr. | Jamaica, NY/Canarsie |
| 65 | Andrew Beisler | LB | 6-0 | 240 | Fr. | Glen Cove, NY/Glen Cove |
| 66 | Robert Stephens | OL | 6-5 | 250 | So. | Staten Island, NY/MSGR Farrell |
| 68 | John Parreco | OL | 6-4 | 260 | Sr. | Silver Spring, MD/Gonzaga |
| 69 | Justin Deal | OL | 6-5 | 255 | Fr. | Glassboro, NJ/Washington Township |
| 70 | Antonio Pinder | DE | 6-1 | 230 | So. | Brooklyn, NY/James Madison |
| 71 | Josh Elmore | TE | 6-2 | 215 | Jr. | N. Ridgeood, OH/Elyria Catholic |
| 72 | Mac Schilcher | DT | 6-3 | 240 | So. | Vineyard Haven, MA/Martha's Vineyard |
| 73 | Aaron Robinson | OL/DE | 6-2 | 240 | Jr. | Brooklyn, NY/Brooklyn Tech |
| 74 | Joseph Martucci | OL | 6-3 | 255 | So. | Staten Island, NY/Curtis |
| 75 | James Krainski | OL | 6-4 | 260 | Jr. | Sayreville, NJ/Sayreville War Memorial |
| 76 | Anthony Perilli | OL | 6-4 | 285 | So. | Brooklyn, NY/Xaverian |
| 77 | Matt Lamela | OL | 6-5 | 300 | So. | Old Bridge, NJ/Old Bridge |
| 78 | Danny Emanuele | OL | 6-3 | 290 | Sr. | Foxboro, MA/Foxboro |
| 79 | John Monahan | OL | 6-0 | 270 | So. | Westbury, NY/Carle Place |
| 80 | Ryan Lindsley | WR | 5-10 | 170 | Fr. | Sparta, NJ/Sparta |

Wagner

2004 Roster



| NO. | NAME | POS | HT | WT | YR | HOMETOWN/HIGHSCHOOL |
|-----|------------------|------|------|-----|-----|--|
| 81 | Thomas Heath | TE | 6-3 | 240 | So. | Stratford, CT/Bunnell |
| 82 | Jeremy Bernstein | WR | 6-3 | 195 | Fr. | Plainview, NY/Plainview Old-Bethpage JFK |
| 83 | Tonio Rizzi | WR/P | 6-3 | 210 | Jr. | Brooklyn, NY/Madison |
| 84 | Kevin Murphy | WR | 5-10 | 185 | Jr. | Wilmington, DE/Salesianum |
| 85 | Rob Fresneda | TE | 6-0 | 210 | So. | Brooklyn, NY/Midwood |
| 86 | Pete Robdau | TE | 6-2 | 230 | So. | Chelmsford, MA/Chelmsford |
| 87 | Tyler DiGiovanni | TE | 6-5 | 220 | Fr. | Columbia, CT/Windham |
| 88 | Scott Pease | TE | 6-0 | 225 | Jr. | Fairhaven, MA/Fairhaven |
| 89 | Tyler Linehan | WR | 6-0 | 190 | So. | Plainville, MA/Bishop Feehan |
| 90 | Pat Fleck | DL | 6-2 | 220 | Fr. | Chelmsford, MA/Chelmsford |
| 91 | Tim Klemm | DL | 6-2 | 235 | Jr. | Jefferson, NJ/Jefferson |
| 92 | Joe Dembeck | LB | 6-0 | 210 | Fr. | Goshen, NY/Goshen Central |
| 93 | Jude Masullo | DT | 5-10 | 245 | Sr. | Secaucus, NJ/Secaucus |
| 94 | Jowan Thronton | DE | 6-6 | 265 | Fr. | Syracuse, NY/Fowler |
| 95 | Thomas Davis | DT | 6-0 | 270 | So. | Syracuse, NY/Henninger |
| 96 | Anthony Scanlon | DL | 6-2 | 260 | Jr. | Oswego, NY/Oswego/SUNY Canton |
| 97 | Wesley Soper | LB | 6-1 | 210 | Fr. | Sewell, NJ/Deptford |
| 98 | James Andrea | DT | 6-3 | 255 | So. | Staten Island, NY/MSGR Farrell. |
| | Tevon Miller | DB | 5-10 | 160 | Fr. | East Orange, NJ/Immaculate Conception |
| | Mario Wilcox | DB | 6-0 | 200 | So. | Bloomfield, CT/Bloomfield |
| | Mario Witter | DB | 5-7 | 160 | Fr. | Montclair, NJ/Montclair |
| | Nick Viddivo | DL | 5-11 | 310 | Fr. | Ballston Spa, NY/Ballston Spa |
| | Andrew Delgrosso | FB | 6-0 | 225 | Fr. | Highland Lake, NJ/Vernon Township |
| | Kurt Lasren | K | 5-9 | 160 | Fr. | Staten Island, NY/St. Joe's by the Sea |
| | Brad Barnard | QB | 6-1 | 200 | Fr. | Scituate, MA/Scituate |
| | Jim Enzien | QB | 6-1 | 190 | Fr. | Troy, NY/Univ. of New Haven |
| | Anthony Cammacho | WR | 6-2 | 180 | Fr. | Farmingdale, NY/Farmingdale |
| | Ryan Drzal | WR | 6-3 | 185 | Fr. | Bayport, NY/Bayport |
| | Mike Kelley | WR | 6-0 | 195 | Fr. | Brooklyn, NY/New Utrecht |
| | Robert Schmidt | FB | 6-0 | 230 | Fr. | Cincinnati, OH/Indian Hill |



Terek Henderson
Junior Defensive Back

Wagner

Record Book



| Rushing Attempts | Record | Opponent | Date |
|----------------------|--------|---------------|----------|
| Game: Rick Sarille | 47 | Robert Morris | 11/2/96 |
| Season: Rick Sarille | 282 | | 1996 |
| Career: Rick Sarille | 965 | | 1995-99 |
| Team Game: | 77 | Kean | 11/13/82 |
| | 77 | USMMA | 10/27/79 |
| Team Season: | 557 | | 1982 |

| Rushing Yards | Record | Opponent | Date |
|-------------------------|--------|-----------|----------|
| Game: Terry Underwood | 363 | Hofstra | 10/15/88 |
| Season: Terry Underwood | 1,809 | | 1988 |
| Career: Rick Sarille | 5,290 | | 1995-99 |
| Team Game: | 472 | W. CT St. | 10/3/96 |
| Team Season: | 2,612 | | 1982 |

| Rushing TDs | Record | Opponent | Date |
|-------------------------|--------|---------------|----------|
| Game: Greg Harris | 5 | Newport News | 10/6/90 |
| Longest: Chris Davis | 85 | Robert Morris | 10/28/00 |
| Season: Terry Underwood | 21 | | 1988 |
| Career: Terry Underwood | 55 | | 1985-88 |
| Team Game: | 7 | Iona | 9/26/81 |
| Team Season: | 37 | | 1981 |

| Receptions | Record | Opponent | Date |
|----------------------|--------|---------------|---------|
| Game: Chuck Kinsley | 12 | Monmouth | 11/7/98 |
| Season: Sean Simmons | 74 | | 2003 |
| Career: Jason Bain | 142 | | 1997-00 |
| Team Game: | 26 | Salisbury St. | 10/9/91 |
| Team Season: | 175 | | 2000 |

| Receiving Yards | Record | Opponent | Date |
|---------------------|--------|-----------|---------|
| Game: Chuck Kinsley | 200 | Monmouth | 11/7/98 |
| Season: Rich Kotite | 943 | | 1964 |
| Career: Jason Bain | 2,294 | | 1997-00 |
| Team Game: | 383 | San Diego | 10/8/94 |
| Team Season: | 2,365 | | 1993 |

| Receiving TDs | Record | Opponent | Date |
|-------------------------|----------|------------------|----------|
| Game: Daryn Plummer | 3 | Albany | 9/22/01 |
| Season: Paul Pelton | 3 | St. John's | 9/19/86 |
| Longest: John Von Ahnen | 97 yards | Trenton St. | 9/21/84 |
| Season: Daryn Plummer | 10 | | 2000 |
| Career: Al Ferrie | 18 | | 1957-60 |
| Team Game: | 4 | St. Francis (PA) | 10/21/00 |
| Team Season: | 25 | | 2000 |

| Passing Attempts | Record | Opponent | Date |
|---------------------|--------|-----------|---------|
| Game: Jason Miletic | 50 | C.W. Post | 9/21/96 |
| Season: Aaron Smith | 328 | | 2000 |
| Career: Jason Cue | 591 | | 1993-94 |
| Team Game: | 55 | Albany | 9/22/01 |
| Team Season: | 335 | | 2000 |

| Completions | Record | Opponent | Date |
|----------------------|--------|---------------|----------|
| Game: Terry O'Hare | 25 | Salisbury St. | 10/19/91 |
| Season: Aaron Smith | 172 | | 2000 |
| Career: Terry O'Hare | 313 | | 1991-92 |
| Team Game: | 26 | Albany | 9/22/01 |
| | 26 | Salisbury St. | 10/9/91 |
| Team Season: | 175 | | 2000 |

| Touchdown Passes | Record | Opponent | Date |
|----------------------|----------|------------------|----------|
| Game: Aaron Smith | 4 | St. Francis (PA) | 10/21/00 |
| Longest: Jesse Foote | 97 yards | Trenton St. | 9/21/84 |
| Season: Aaron Smith | 25 | | 2000 |
| Career: Don Cavalli | 46 | | 1958-61 |
| Team Game: | 4 | Albany | 9/22/01 |
| | 4 | St. Francis (PA) | 10/21/00 |
| Team Season: | 25 | | 2000 |

| Passing Yardage | Record | Opponent | Date |
|---------------------|--------|-----------|---------|
| Game: Jason Cue | 383 | San Diego | 10/8/94 |
| Season: Aaron Smith | 2,346 | | 2000 |
| Career: Jason Cue | 4,590 | | 1993-94 |
| Team Game: | 383 | San Diego | 10/8/94 |
| Team Season: | 2,393 | | 2000 |

| Touchdowns | Record | Opponent | Date |
|-------------------------|--------|--------------|----------|
| Game: Terry Underwood | 5 | Ramapo | 11/9/85 |
| Greg Harris | 5 | Newport News | 10/6/90 |
| John Campbell | 5 | Jacksonville | 11/15/98 |
| Season: Terry Underwood | 21 | | 1988 |
| Career: Rick Sarille | 55 | | 1995-99 |
| Terry Underwood | 55 | | 1985-88 |
| Team Game: | 9 | Iona | 9/26/81 |
| Team Season: | 45 | | 1981 |

| Points | Record | Opponent | Date |
|-------------------------|--------|--------------|----------|
| Game: Terry Underwood | 30 | Ramapo | 11/9/85 |
| Greg Harris | 30 | Newport News | 10/6/90 |
| John Campbell | 30 | Jacksonville | 11/15/98 |
| Season: Terry Underwood | 126 | | 1988 |
| Career: Rick Sarille | 334 | | 1995-99 |
| Team Game: | 62 | Iona | 9/26/81 |
| Team Season: | 321 | | 1981 |

| All-Purpose Yards | Record | Opponent | Date |
|-------------------------|--------|----------|----------|
| Game: Terry Underwood | 397 | Hofstra | 10/15/88 |
| Season: Terry Underwood | 2,408 | | 1988 |
| Career: Rick Sarille | 7,338 | | 1995-99 |

| Total Yards | Record | Opponent | Date |
|--------------|--------|----------|----------|
| Team Game: | 673 | Hofstra | 10/15/88 |
| Team Season: | 4,315 | | 1994 |

| Extra Points | Record | Opponent | Date |
|-----------------------|----------------|----------|---------|
| Game: | 8 (five times) | | |
| Season: Tom O'Riordan | 40 | | 1983 |
| Career: Tom O'Riordan | 132 | | 1983-86 |
| Team Game: | 8 (four times) | | |
| Team Season: | NA | | |

| Field Goals | Record | Opponent | Date |
|-----------------------|----------|-----------------|---------|
| Game: Blake Abbot | 4 | St. John's | 9/29/01 |
| Walter Lopez | 4 | Delaware Valley | 9/14/91 |
| Longest: Blake Abbot | 50 yards | St. John's | 9/29/01 |
| Season: Tom O'Riordan | 13 | | 1984 |
| Career: Tom O'Riordan | 35 | | 1983-86 |
| Team Game: | 4 | Delaware Valley | 9/14/91 |
| Team Season: | 13 | | 1984 |

| Kickoff Return Yards | Record | Opponent | Date |
|--------------------------|----------|---------------|---------|
| Longest: Terry Underwood | 97 yards | Montclair St. | 9/14/85 |

| Punt Return Yards | Record | Opponent | Date |
|-------------------|--------|----------|------|
| Longest: | NA | | |

| Punts | Record | Opponent | Date |
|----------------------|----------|--------------|----------|
| Longest: Carl Franke | 75 yards | Cent. CT St. | 10/26/96 |

| Interceptions | Record | Opponent | Date |
|----------------------|--------------|-----------|----------|
| Game: | 2 (17 times) | | |
| Longest: Jim Jenkins | 104 yards | C.W. Post | 11/12/66 |
| Season: Jim Nix | 10 | | 1971 |
| Career: Tony Parisi | 24 | | 1971-74 |
| Team Game: | NA | | |
| Team Season: | NA | | |

| Tackles | Record | Opponent | Date |
|-----------------------|--------|-----------|---------|
| Game: Ryan Tobin | 27 | C.W. Post | 9/11/93 |
| Season: Ryan Tobin | 150 | | 1993 |
| Career: Sal D'Alessio | 457 | | 1980-83 |
| Team Game: | NA | | |
| Team Season: | NA | | |

| Sacks | Record | Opponent | Date |
|-----------------------|--------|--------------|---------|
| Game: William Snell | 4 | Cent. CT St. | 9/25/93 |
| Ryan Tobin | 4 | Cent. CT St. | 9/25/93 |
| Season: Rick Williams | 15 | | 1991 |
| Career: Rick Williams | 34 | | 1989-92 |
| Team Game: | NA | | |
| Team Season: | NA | | |